



JAPAN FUND FOR POVERTY REDUCTION

ANNUAL REPORT 2018

JAPAN FUND FOR POVERTY REDUCTION

ANNUAL REPORT 2018



Creative Commons Attribution 3.0 IGO license (CC BY 3.0 IGO)

© 2019 Asian Development Bank
6 ADB Avenue, Mandaluyong City, 1550 Metro Manila, Philippines
Tel +63 2 632 4444; Fax +63 2 636 2444
www.adb.org

Some rights reserved. Published in 2019.

ISBN 978-92-9261-758-5 (print), 978-92-9261-759-2 (electronic)
Publication Stock No. TCS190464-2
DOI: <http://dx.doi.org/10.22617/TCS190464-2>

The views expressed in this publication are those of the authors and do not necessarily reflect the views and policies of the Asian Development Bank (ADB) or its Board of Governors or the governments they represent.

ADB does not guarantee the accuracy of the data included in this publication and accepts no responsibility for any consequence of their use. The mention of specific companies or products of manufacturers does not imply that they are endorsed or recommended by ADB in preference to others of a similar nature that are not mentioned.

By making any designation of or reference to a particular territory or geographic area, or by using the term “country” in this document, ADB does not intend to make any judgments as to the legal or other status of any territory or area.

This work is available under the Creative Commons Attribution 3.0 IGO license (CC BY 3.0 IGO) <https://creativecommons.org/licenses/by/3.0/igo/>. By using the content of this publication, you agree to be bound by the terms of this license. For attribution, translations, adaptations, and permissions, please read the provisions and terms of use at <https://www.adb.org/terms-use#openaccess>.

This CC license does not apply to non-ADB copyright materials in this publication. If the material is attributed to another source, please contact the copyright owner or publisher of that source for permission to reproduce it. ADB cannot be held liable for any claims that arise as a result of your use of the material.

Please contact pubsmarketing@adb.org if you have questions or comments with respect to content, or if you wish to obtain copyright permission for your intended use that does not fall within these terms, or for permission to use the ADB logo.

Corrigenda to ADB publications may be found at <http://www.adb.org/publications/corrigenda>.

Notes:

In this publication, “\$” refers to United States dollars.
ADB recognizes “Ceylon” as Sri Lanka and “Hanoi” as Ha Noi.
Unless specified, all photos are from the ADB Photo Library.

On the cover: The Japan Fund for Poverty Reduction has been providing direct grant assistance to the most vulnerable and marginalized people in underserved communities of Asia and the Pacific for almost 20 years (photos by Eric Sales, Ariel Javellana, and Jawad Jalali).

Cover design by Patrick Francisco.

CONTENTS

FIGURES AND BOXES	iv
ABBREVIATIONS	v
BACKGROUND	1
Overview	1
Objectives	1
Activities	2
Processing of Grant and Technical Assistance Proposals	2
Accountability and Transparency	3
Contributions of the Government of Japan	4
Commitments and Financial Status	4
OVERVIEW OF 2018 OPERATIONS	5
Processing and Approvals	5
Letters of Agreement	9
Disbursements	10
Success Stories from the Field	10
Monitoring and Consultation	17
Completed Projects	17
Participation of Nongovernment Organizations	17
Outreach, Visibility, and Knowledge Sharing	19
2019 ACTIVITIES	25
APPENDIXES	
1 2018 Audit Report and Financial Statements of the Japan Fund for Poverty Reduction	26
2 Progress of Implementation of Japan Fund for Poverty Reduction Grant and Technical Assistance Projects, 2009–2018	41
3 Brief Summaries of Japan Fund for Poverty Reduction Projects Approved in 2018, by Region	57
4 Japan Fund for Poverty Reduction Disbursements, 2000–2018	67
5 Nongovernment Organizations Participating in Japan Fund for Poverty Reduction Project Grants Approved from 1 January 2016 to 31 December 2018	84
6 Japan Fund for Poverty Reduction Outreach and Communication Activities, 1 January–31 December 2018	86

FIGURES AND BOXES

FIGURES

1	Approval Process for Japan Fund for Poverty Reduction Grant and Technical Assistance Proposals	3
2	Number and Amount of ADB-Approved Japan Fund for Poverty Reduction Projects, 2000–2018	6
3	Number of ADB-Approved Japan Fund for Poverty Reduction Grants, by Country, 2000–2018	6
4	Distribution of ADB-Approved Japan Fund for Poverty Reduction Grants, by Region, 2000–2018	7
5	Amount of ADB-Approved Japan Fund for Poverty Reduction Grants, by Sector, 2018	7
6	Amount of ADB-Approved Japan Fund for Poverty Reduction Grants, by Sector, 2000–2018	8
7	Number of ADB-Approved Japan Fund for Poverty Reduction Technical Assistance Projects, by Country, 2010–2018	8
8	Amount of ADB-Approved Japan Fund for Poverty Reduction Technical Assistance, by Sector, 2018	9
9	Amount of ADB-Approved Japan Fund for Poverty Reduction Technical Assistance, by Sector, 2010–2018	9
10	Disbursement of Japan Fund for Poverty Reduction Project Grant and Technical Assistance, by Year, 2000–2018	11

BOXES

1	Signing of Japan Fund for Poverty Reduction Letters of Agreement	10
2	Success Stories from the Field	12
3	Coordination and Monitoring Missions of the Japan Fund for Poverty Reduction, 2018	18
4	Japan Fund for Poverty Reduction Announcements in <i>ADB Today</i> , 2018	20

ABBREVIATIONS

ADB	Asian Development Bank
DMC	developing member country
JFPR	Japan Fund for Poverty Reduction
JICA	Japan International Cooperation Agency
NGO	nongovernment organization
OCO	Office of Cofinancing Operations, ADB
TA	technical assistance

The Japan Fund for Poverty Reduction (JFPR) supports disaster-related projects because disasters strike the poorest and most vulnerable the hardest through loss of life, destruction of livelihoods, and damage to properties. Disasters often wipe out any gains that may have been achieved by efforts to bring people out of poverty. Through its grant and technical assistance projects, JFPR support encompasses a wide range of disaster risk management activities such as recovery, reconstruction, mitigation, and preparedness.

(photo by Samir Jung Thapa)



BACKGROUND



Developing a skilled workforce. Young students from poorer families, as well as unemployed adults, receive technical and vocational training in construction. Mongolia is facing a shortage of skilled construction workers, and this Japan Fund for Poverty Reduction-funded capacity building program will help provide participants with better job opportunities (photo by Kevin Hamdorf).

Overview

This *Annual Report 2018* of the Japan Fund for Poverty Reduction (JFPR), covering the period from 1 January to 31 December 2018, is the 18th report on the fund. It presents the background and rationale, project implementation progress, and achievements of the JFPR.

Established in May 2000, the JFPR provides direct grant assistance to the poorest and most vulnerable groups in developing member countries (DMCs)¹ of the Asian Development Bank (ADB), while fostering long-term social and economic development.²

On 6 October 2009, the ADB Board of Directors approved the Revised Operating Framework for the JFPR,³ bringing together Japan's project grant and technical assistance (TA) support under one umbrella.

The JFPR started providing financial support to ADB's TA program for its DMCs in 2010.

This report contains general information about the two financing modalities of the JFPR—project grants and TA—and gives details about their operating performance in 2018.

Objectives

The JFPR seeks to add substantive value and development impact to ADB assistance. It does so through grants for poverty reduction and TA activities that are in line with ADB's priorities, as laid out in ADB's Strategy 2030.⁴ The efforts of the JFPR must also match and complement the broad purposes of ADB's country partnership strategies.

¹ ADB. Members. <https://www.adb.org/about/members>.

² In June 2000, the Government of Japan established a similar facility, the Japan Social Development Fund, at the World Bank. <https://www.worldbank.org/en/programs/japan-social-development-fund>.

³ ADB. 2009. *Revised Operating Framework for the Japan Fund for Poverty Reduction*. Manila.

⁴ ADB. 2018. *Strategy 2030: Achieving a Prosperous, Inclusive, Resilient, and Sustainable Asia and the Pacific*. Manila. <https://www.adb.org/sites/default/files/institutional-document/435391/strategy-2030-main-document.pdf>

The objectives defined by the JFPR for its two financing modalities are as follows:

Project grants are intended to

- (i) support well-targeted poverty reduction and social development activities that have a direct impact on the poor and on socially or economically excluded or vulnerable groups,
- (ii) stimulate the self-help capacity of the poor and vulnerable groups,
- (iii) encourage the widespread participation of stakeholders at the community level, and
- (iv) have a positive impact on DMC operations and approaches to sustainable poverty reduction.

TA projects are designed to

- (i) strengthen the capacity of executing agencies and other development partners to implement and operate projects;
- (ii) prepare and coordinate development strategies, plans, and programs, and carry out sector, policy, and issue studies;
- (iii) improve knowledge of development issues in Asia and the Pacific, and foster inclusive and environmentally sustainable growth and regional cooperation and integration among DMCs; and
- (iv) analyze, plan, and prepare development projects.

Activities

Project grants. The JFPR provides grants to finance projects that are aimed directly at reducing poverty, provide innovative and demonstrable impact, and are likely to develop into sustainable activities.

Technical assistance grants. TA projects supported by the JFPR may involve a single DMC or, in the case

of regional projects, a group of DMCs. The JFPR may finance transaction advisory services⁵ directly benefiting a project financed by ADB, or provide knowledge and support.⁶

The JFPR continues to give high priority to TA grants related to high-quality infrastructure⁷ projects that meet at least one of the following criteria: (i) resilience in the face of natural disasters, (ii) reduction in environmental burdens and social costs, (iii) economic efficiency, (iv) ensuring safety in use and operation, and (v) development of local human resources.

Processing of Grant and Technical Assistance Proposals

Besides conforming to ADB's general procedures, JFPR grant and TA proposals must comply with procedures specific to the JFPR, before receiving approval from the Government of Japan and ADB (Figure 1).

Only ADB staff can prepare grant or TA proposals. Interested proponents, including nongovernment organizations (NGOs), must therefore contact ADB staff from an ADB country office or sector division at headquarters. The project proposals are submitted to ADB's Office of Cofinancing Operations (OCO),⁸ which reviews the proposals and, if necessary, asks the ADB staff to clarify certain points, to ensure consistency with the JFPR's objectives and guidelines. After the interdepartmental review and approval by the OCO director general, all proposals that meet the JFPR's financing criteria are submitted to the Government of Japan through OCO. The Government of Japan reviews the proposals and then either approves or rejects them, or seeks further clarification before making its decision.

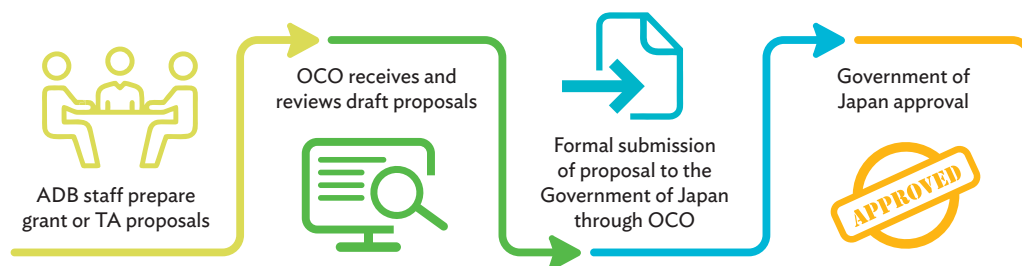
⁵ ADB. ADB Business Center. <https://www.adb.org/business/how-to/what-are-adb-s-transaction-advisory-services>.

⁶ In 2017, TA types were consolidated into two categories: (i) transaction TA, and (ii) knowledge and support TA. <https://www.adb.org/business/how-to/what-adb-technical-assistance-ta>.

⁷ As defined in the Memorandum of Understanding for Strategic Partnership for Sustainable and Inclusive Development through Promotion of Quality Infrastructure Investment in Asia and the Pacific between the Japan International Cooperation Agency and ADB, dated 17 December 2015. However, the JFPR's focus on quality infrastructure is not limited to projects covered by the memorandum of understanding.

⁸ On 1 April 2019, the Japan Fund for Poverty Reduction administration was transferred to the Sustainable Development and Climate Change Department.

Figure 1: Approval Process for Japan Fund for Poverty Reduction Grant and Technical Assistance Proposals



ADB = Asian Development Bank; OCO = Office of Cofinancing Operations, ADB; TA = technical assistance.
Source: ADB.

Accountability and Transparency

As stated in the arrangement letter between the Government of Japan and ADB, which is the basis for the Revised Operating Framework for the JFPR (footnote 3), ADB, as trust fund administrator, has to “carry out such administration in accordance with its normal practices and standards and with the same degree of care as it uses in the administration of its own funds.”

Under the JFPR, consultants are recruited and goods are procured in accordance with ADB’s Guidelines on the Use of Consultants⁹ and Procurement Guidelines.¹⁰ The payment of JFPR expenditures conforms to ADB’s standard disbursement procedures. Financial records and accounts are audited annually by independent auditors, and the audited records and accounts are included in the JFPR annual report.

To harmonize and coordinate project proposals with the policies and programs of the Government of Japan, project officers must consult with the local embassy of Japan¹¹ and the Japan International Cooperation Agency (JICA) before submitting proposals to OCO.

The proposals are then screened on the basis of the criteria and focus areas agreed upon between ADB and the Government of Japan at the start of the year. As with all other ADB projects, JFPR project proposals must comply with ADB’s safeguard policies for resettlement, indigenous peoples, gender, and the environment, and are subject to ADB’s access to information policy,¹² which covers information disclosure and external relations.

During project implementation, ADB staff should monitor and evaluate the outputs and outcomes of JFPR activities, as they would for all other ADB-financed projects. Monitoring and evaluation are based on the design and monitoring framework agreed upon with various stakeholders (communities, local and central governments, NGOs, and private sectors) in consultations during project formulation. The results are then fed back to the DMCs’ operations, to be replicated and institutionalized.

To further promote Japanese visibility, the projects should ideally complement and have synergies with JICA projects and technical cooperation activities, and use Japanese human resources, technology, knowledge, and expertise.

⁹ ADB. 2013. *Guidelines on the Use of Consultants by Asian Development Bank and Its Borrowers*. Manila. <https://www.adb.org/documents/guidelines-use-consultants-asian-development-bank-and-its-borrowers>

¹⁰ ADB. 2015. *Procurement Guidelines*. Manila. <https://www.adb.org/documents/procurement-guidelines>

¹¹ For regional projects, mission leaders must consult with the embassies of all countries mentioned in the proposal.

¹² ADB. 2018. *Access to Information Policy*. Manila. <https://www.adb.org/documents/access-information-policy>

Contributions of the Government of Japan

In May 2000, the Government of Japan made an initial contribution of ¥10.0 billion (about \$92.6 million) to the JFPR. This was followed, in March 2002, by an additional contribution of ¥7.9 billion (about \$61.1 million) and the transfer of \$90.0 million to the JFPR from the Asian Currency Crisis Support Facility. The government made 15 further contributions, including an additional ¥2.8 billion (about \$25.8 million) in 2018, bringing its total contributions to about \$814.2 million.¹³

Commitments and Financial Status

By 31 December 2018, the JFPR had committed a total of \$551.8 million for 185 grants and \$317.2 million for 257 TA projects. Appendix 1 presents the year-end audit report and financial statements for 2017 and 2018. Outstanding amounts for active projects totaled \$120.5 million, comprising \$57.8 million for 21 grants and \$62.6 million for 65 TA projects.¹⁴ By the end of 2018, about \$94.2 million was available for further commitments.¹⁵

¹³ The other contributions before 2018 were March 2003, ¥7.1 billion (about \$59.9 million); March 2004, ¥2.6 billion (about \$23.3 million); March 2005, ¥1.9 billion (about \$18.0 million); March 2006, ¥1.8 billion (about \$15.5 million); March 2009, ¥3.2 billion (about \$32.5 million); March 2010, ¥4.9 billion (about \$52.9 million); January 2011, ¥4.9 billion (about \$58.5 million); January 2012, ¥4.0 billion (about \$51.9 million); March 2012, ¥445.0 million (about \$5.4 million); January 2013, ¥4.8 billion (about \$53.8 million); January 2014, ¥4.9 billion (about \$47.0 million); January 2015, ¥4.8 billion (about \$40.3 million); January 2016, ¥4.6 billion (about \$39.3 million); and January 2017, ¥5.4 billion (about \$46.4 million).

¹⁴ Statement of Financial Position and note F of Appendix 1; Appendix 4.

¹⁵ Note G of Appendix 1.

OVERVIEW OF 2018 OPERATIONS



Improved learning environment.

The JFPR has helped prepare a project that will improve the quality of pre-primary to primary education in Bangladesh through the recruitment of more teachers, building more classrooms, reforming examinations and assessments, and enriching teaching and learning resources with digital materials, among other improvements (photo by Abir Abdullah).

Processing and Approvals

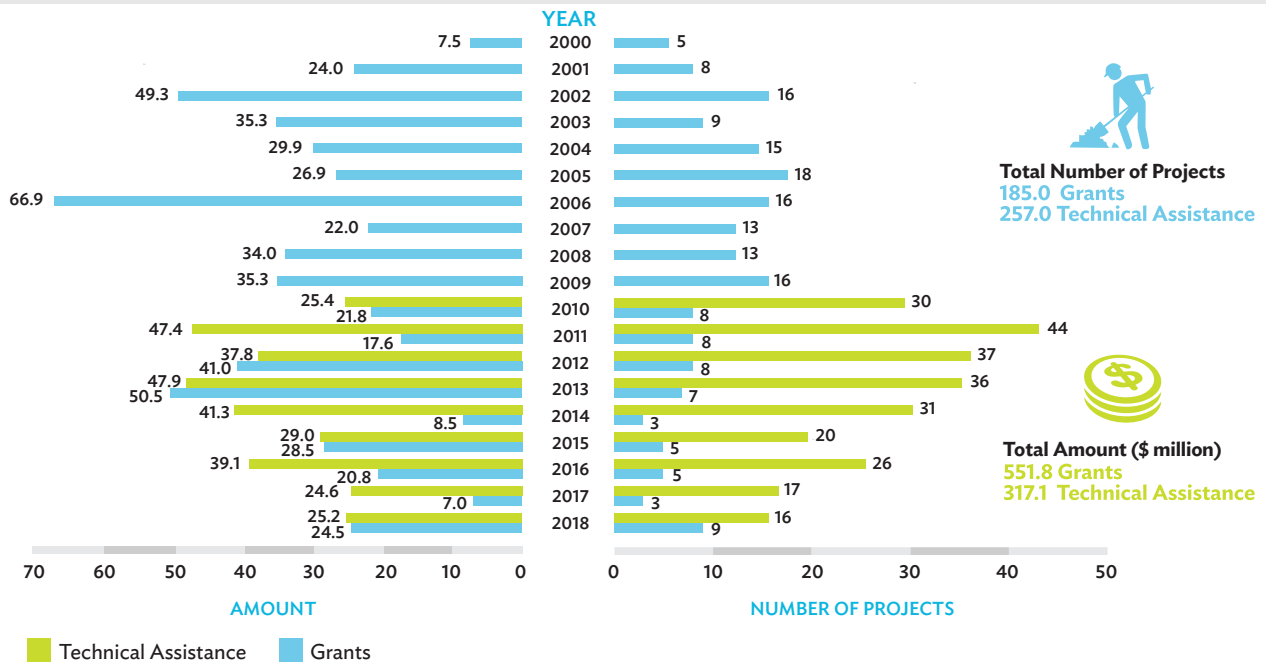
Appendix 2 lists the JFPR projects approved by ADB in 2009–2018 together with their implementation status. Figure 2 shows the number of ADB-approved JFPR projects from 2000 to 2018.

Project grants. In 2018, ADB approved nine grants worth \$24.5 million. As of 2018, Mongolia had the most number of JFPR projects, with 24, followed by Viet Nam, with 14 projects. Figure 3 shows the distribution, by country, of projects approved in 2018 and the cumulative approvals for 2000–2018.

Conserving the ecosystem. Preserving current peatlands and restoring degraded ones supports herders' livelihoods and reduce the extreme impacts of climate change. The Strategic Planning for Peatlands aims to address these and develop better livelihoods for communities dependent on or associated with peatlands (photo by Tsogtbaatar Khishigdori).

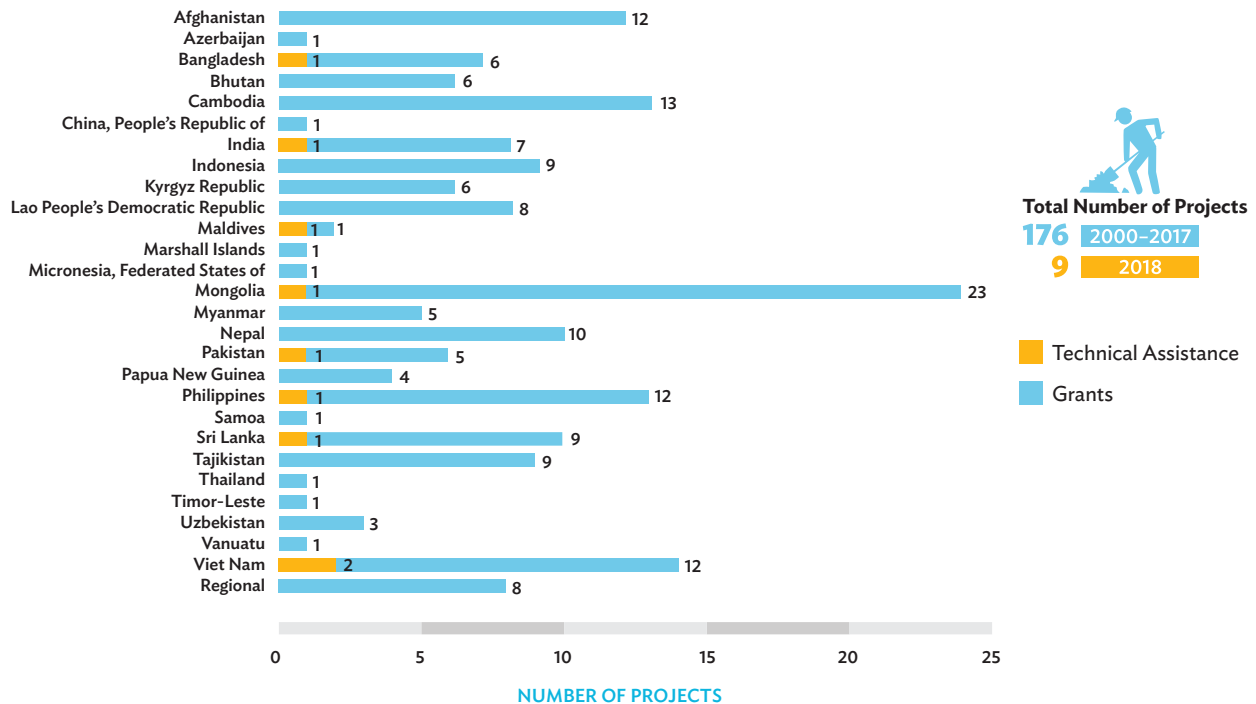


Figure 2: Number and Amount of ADB-Approved Japan Fund for Poverty Reduction Projects, 2000–2018



ADB = Asian Development Bank.
Source: ADB.

Figure 3: Number of ADB-Approved Japan Fund for Poverty Reduction Grants, by Country, 2000–2018

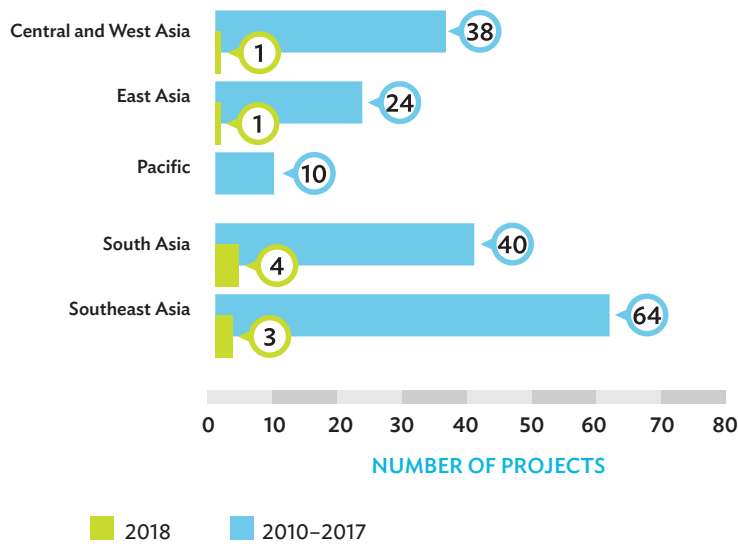


ADB = Asian Development Bank.
Source: ADB.

Among the regions, South Asia, with four projects, had the highest number of approved projects in 2018 (Figure 4). Southeast Asia led in total approvals in 2000–2018, with 67 projects, followed by South Asia with 44.

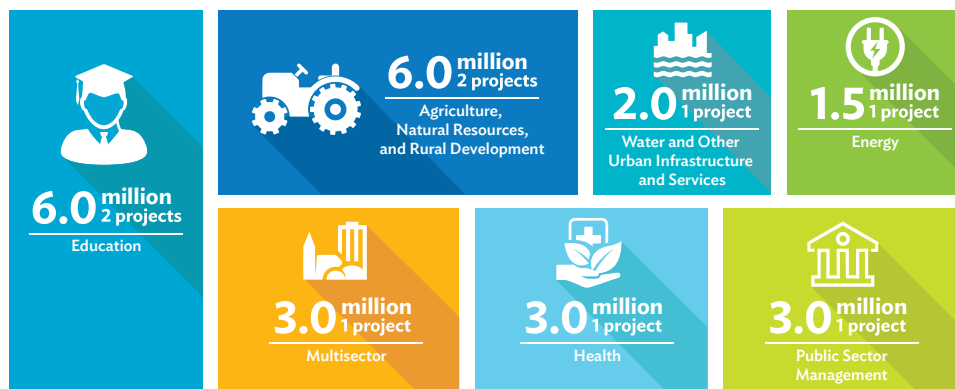
In terms of sector distribution of projects approved in 2018, agriculture, natural resources, and rural development; and education projects are the highest, accounting for \$6.0 million (24.5%) each (Figure 5).

Figure 4: Distribution of ADB-Approved Japan Fund for Poverty Reduction Grants, by Region, 2000–2018



ADB = Asian Development Bank.
Source: ADB.

Figure 5: Amount of ADB-Approved Japan Fund for Poverty Reduction Grants, by Sector, 2018 (\$ million)

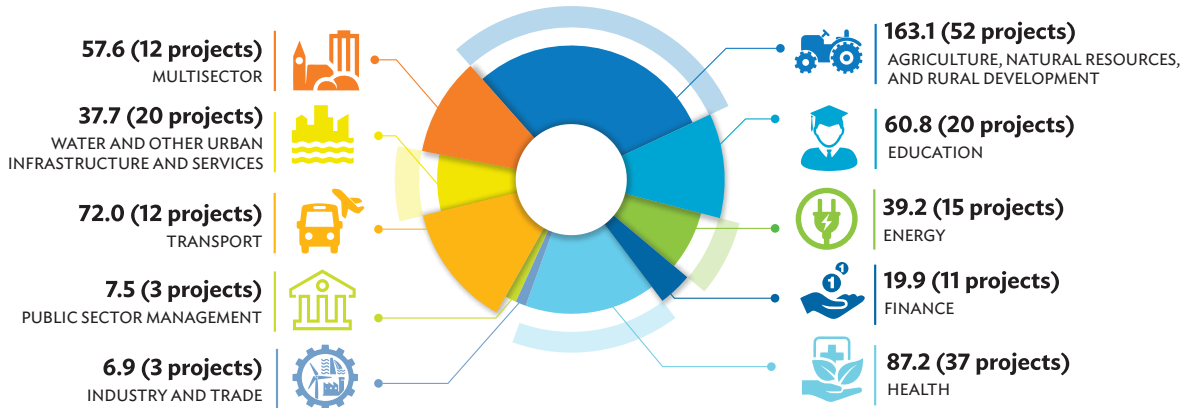


ADB = Asian Development Bank.
Source: ADB.

For 2000–2018, agriculture, natural resources, and rural development projects, with \$163.1 million in approved grants, made up 29.6% of the cumulative grant total (Figure 6), followed by health, with \$87.2 million (15.8%), and transport, with \$72.0 million (13.0%).

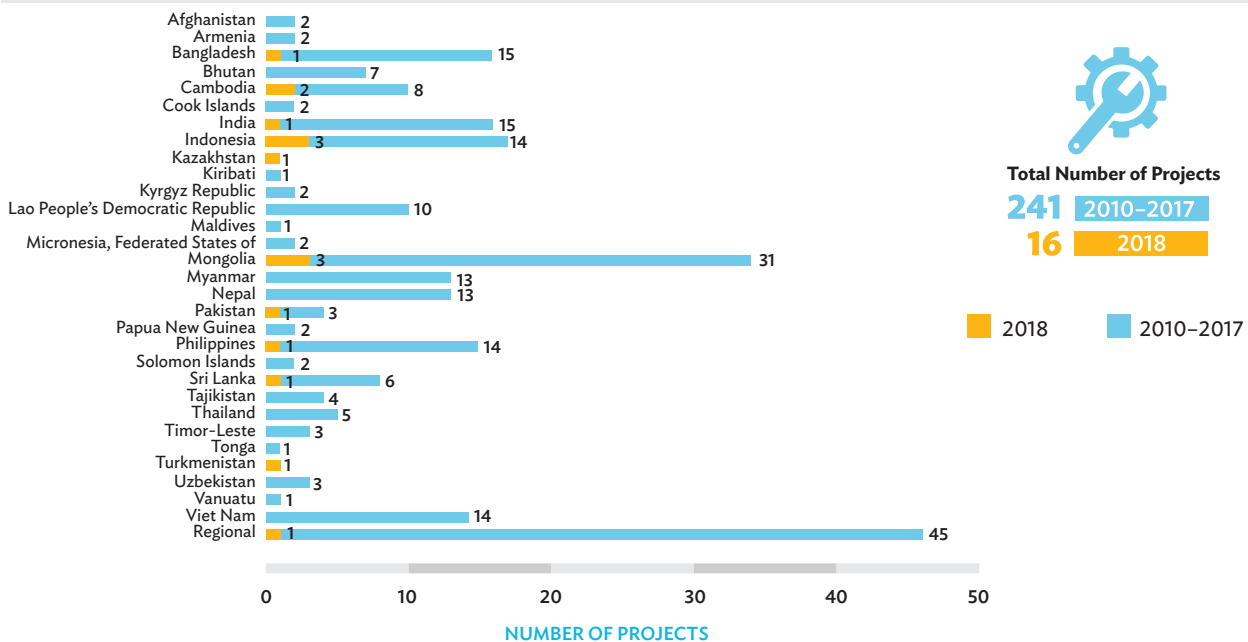
Technical assistance. In 2018, ADB approved 16 TA projects totaling \$25.2 million for 10 countries. As of that year, Mongolia and Indonesia had the most number of TA projects, with three projects each. Figure 7 shows the country distribution of ADB-approved JFPR TA projects.

Figure 6: Amount of ADB-Approved Japan Fund for Poverty Reduction Grants, by Sector, 2000–2018 (\$ million)



ADB = Asian Development Bank.
Source: ADB.

Figure 7: Number of ADB-Approved Japan Fund for Poverty Reduction Technical Assistance Projects, by Country, 2010–2018



ADB = Asian Development Bank.
Source: ADB.

With respect to the sector distribution of TA approved in 2018, the largest share belonged to transport, which received \$4.8 million or 18.8% of the total approved TA amount (Figure 8). Agriculture, natural resources, and rural development led in the share of the cumulative total for 2010–2018 with \$55.0 million, or 17.4% of the total, followed by transport with \$42.5 million (13.5%) (Figure 9).

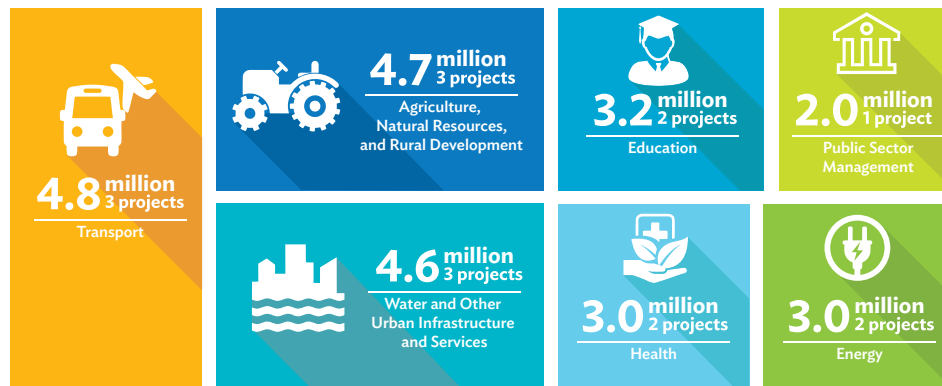
Appendix 3 summarizes the project grants and TA projects approved in 2018.

Letters of Agreement

Project grants. Since 2000, 180 of the 185 JFPR projects approved by ADB during the period have been implemented. Four of the nine projects approved in 2018 took effect during the year.

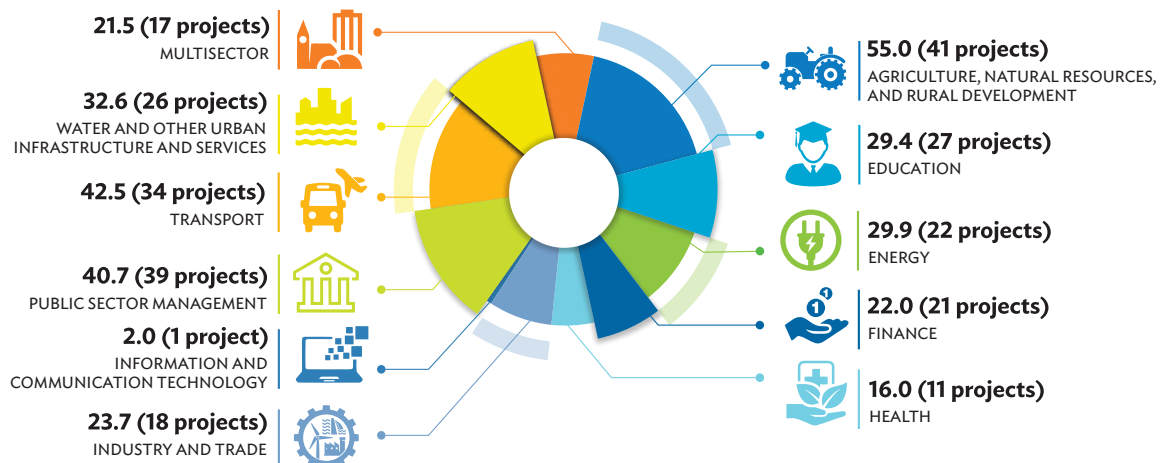
Technical assistance. Of the 257 TA projects approved by ADB since 2010, 250 have taken effect. Ten of the 16 projects approved by ADB in 2018 were in effect as of 31 December 2018.

Figure 8: Amount of ADB-Approved Japan Fund for Poverty Reduction Technical Assistance, by Sector, 2018 (\$ million)



ADB = Asian Development Bank.
Source: ADB.

Figure 9: Amount of ADB-Approved Japan Fund for Poverty Reduction Technical Assistance, by Sector, 2010–2018 (\$ million)



ADB = Asian Development Bank.
Source: ADB.

Box 1 features selected signing events for grant and TA agreements in 2018.

Disbursements

Cumulative JFPR project disbursements from 2000 to the end of 2018 totaled \$623.3 million (Figure 10). Appendix 4 lists the disbursement figures for each project.

Project grants. Project grant disbursements in 2018 totaled \$32.4 million, compared with \$21.5 million in 2017. Cumulative JFPR grant disbursements from 2000 to the end of 2018 amounted to \$411.4 million.

Technical assistance. Disbursements for TA projects in 2018 totaled \$29.7 million, compared with \$32.8 million in

2017. Cumulative JFPR TA disbursements from 2000 to the end of 2018 amounted to \$211.9 million.

Success Stories from the Field

Since the JFPR was established in 2000, about 180 JFPR project grants and 250 TA projects have been implemented across Asia and the Pacific. Of these, 154 project grants and 182 TA have been completed, and their results and lessons have been documented in completion reports to help guide similar or related interventions in the future. Although the projects vary in scope and thematic focus, they all aim to help the poorest and the most vulnerable communities and households improve their socioeconomic conditions. Box 2 features JFPR projects that have changed people's lives for the better.

BOX 1: SIGNING OF JAPAN FUND FOR POVERTY REDUCTION LETTERS OF AGREEMENT

4 APRIL 2018

Mongolia, ADB sign agreements to improve air quality, education, inclusiveness



Mongolia Minister of Finance Khurelbaatar Chimed (*right*), who is also a member of the ADB Board of Governors, and ADB Mongolia Resident Mission (MNRM) Country Director Yolanda Fernandez Lommen (*second from right*), signed three loan agreements and one grant agreement on 4 April 2018 in Ulaanbaatar. The projects will help improve public health and quality of life in Ulaanbaatar and selected provincial centers through enhanced air quality, upgrade the curriculum and provide an additional 10,000 seats in primary schools and kindergartens, and create better job opportunities for people with disabilities through policy support and industry partnerships. The \$2 million JFPR grant will support the project loan that focuses on early identification of children with disabilities through medical and social intervention, while improving service delivery for people with disabilities by constructing and rehabilitating infrastructures and public spaces for accessibility.

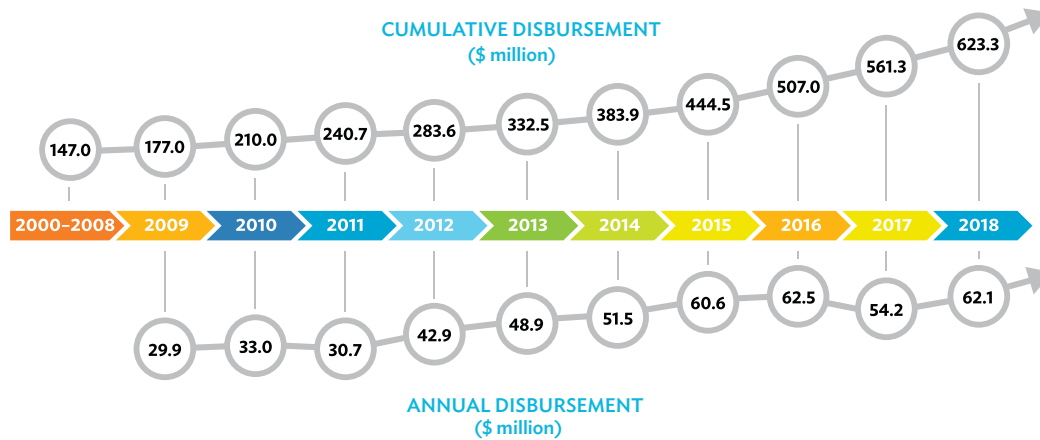
26 APRIL 2018

Mongolia, ADB sign JFPR-funded projects on water governance, provincial centers' investment program



Mongolia Finance Ministry Director General Batkhuu Idesh (*second from left*) and MNRM Country Director Yolanda Fernandez Lommen (*fourth from left*) signed two JFPR-funded technical assistance projects on 26 April 2018 in Ulaanbaatar. The projects will help strengthen water governance at the river basin level to improve the effectiveness and sustainability of investments in the water sector, and prepare an investment program to develop regional urban clusters in selected *aimag* capitals and *soum* centers.

Figure 10: Disbursement of Japan Fund for Poverty Reduction Project Grant and Technical Assistance, by Year, 2000–2018
(\$ million)



ADB = Asian Development Bank.
Source: ADB.

2 AUGUST 2018
Bangladesh, ADB sign loan agreement to build power plant



Bangladesh Economic Relations Division Additional Secretary Muhammad Alkama Siddiqui (*second from left*) and ADB Bangladesh Resident Mission Country Director Manmohan Parkash (*left*) signed on 2 August 2018 in Dhaka an agreement for a \$500 million loan to develop a state-of-the-art 800-megawatt power plant, along with associated connections to natural gas and power transmission facilities. JFPR grant financing of \$1.5 million will support the improvement of living standards in the communities by increasing awareness on safe and efficient use of electricity, training on livelihood and job opportunities, and providing school laboratory facilities.

16 AUGUST 2018
Maldives, ADB sign grant to establish sustainable solid waste management



Maldives Finance and Treasury Minister Ahmed Munawar (*right*), who is also a member of the ADB Board of Governors, and SARC Director Ronald Butiong on 16 August 2018 in Malé signed a \$33.07 million grant agreement for the Greater Malé Environmental Improvement and Solid Waste Management Project to improve waste collection and transfer, and dumpsite management in the capital region. Maldives Environment and Energy Minister Thoriq Ibrahim joined the signing ceremony. The project is also financed by a \$2 million JFPR grant to support poor communities in outer islands.

BOX 2: SUCCESS STORIES FROM THE FIELD

Protecting small incomes. With crop insurance, farmers in Bangladesh are able to manage and minimize their risk of income loss brought about by extreme weather disasters (photo by M.R. Hasan).

Helping Farmers Weather the Storm

Bangladesh has been severely impacted by climate change, and more frequent droughts, more intense flooding, and more regular storms have exacted a heavy toll on its farmers. While around half of the workforce is engaged in agriculture, around 75% of Bangladesh's population—and 80% of the country's poor—live in rural areas and depend on agriculture in one way or another. In 2007, about 95% of crops in the coastal districts of Bangladesh were destroyed by Cyclone Sidr.

Protecting precarious livelihoods. Previously, farmers in Bangladesh had no way to mitigate their losses from weather-induced disasters because traditional insurers did not have a way to reach smallholders or offer crop insurance suitable for farmers in remote areas, who also lack information on how to protect themselves and often have no collateral.

In 2013, ADB approved a \$2.5 million pilot program to bring crop insurance to farmers in Bangladesh. The program, which includes a \$2 million financing from the Japan Fund for Poverty

I am very proud that I am the first farmer insured for agriculture in Bangladesh.

– *Saiful Islam, farmer, Paba, Rajshahi district*

Reduction (JFPR) designed and piloted a Weather Index-Based Crop Insurance (WIBCI), targeting small and marginal farmers.^a

Crop insurance allows a farmer to claim compensation from their insurer when certain climactic events occur, such as when a cyclone or tropical storm in a given area hits a specified magnitude, or when rainfall rises above or drops below a certain level. This gives farmers the ability to still plan and save for the longer term even if their harvests are damaged by bad weather.

The program works with local insurance partners to distribute and administer the insurance product. WIBCI is also working with the Government of Bangladesh to make sure the right policy and regulatory frameworks are in place to support the new financial products. A new weather index was also generated in conjunction with agriculture research institutions and weather and meteorological departments, using weather data for the past 25–30 years.

The program was piloted in select parts of Bangladesh in 2014, and gradually rolled out nationwide. In the Rajshahi district, where the first pilot program was implemented, a total of 334 awareness program workshops were conducted for

6,905 farmers. This resulted in a total of 5,296 enrollments into the insurance plan. Mobile banking was used to speed up transactions and facilitate claims settlement. It also helped reduce the incidence of fraud.

The program was well received by the farmers. “I am very proud that I am the first farmer insured for agriculture in Bangladesh. For the first time, I paid a premium for two acres of land, and did so in the last five rounds of piloting,” says Saiful Islam, a farmer from Paba, Rajshahi.

For Rafiqul Islam, a farmer from Tanore, Rajshahi, “Agriculture insurance is a blessing for farmers, and we want it for all kinds of crops. We are very much eager to join in the insurance.”

Agriculture insurance is a blessing for farmers, and we want it for all kinds of crops. We are very much eager to join in the insurance.

– *Rafiqul Islam, farmer, Tanore, Rajshahi district*

Source: ADB. 2013. *Bangladesh Crop Insurance: Helping Farmers Weather the Storm*. Manila. <https://www.adb.org/features/pilot-crop-insurance-help-bangladesh-farmers-after-bad-weather>.



Gender-inclusive support. Micro, small, and medium-sized entrepreneurs like Gulzhomal Anorkulovna, who operates a beauty salon, make key contributions to employment and growth in the Kyrgyz Republic. Other women like her who learn about financial literacy and gain access to microfinance obtain additional tools to help them sustain their business and improve their living standards (photo by Vyachslav Oseledko).

Supporting Women Entrepreneurs in the Kyrgyz Republic

Women entrepreneurs in the Kyrgyz Republic are getting much needed support to help them grow their businesses, thanks to a JFPR-supported project.

The Ministry of Economy of the Kyrgyz Republic has been implementing the “Women’s Entrepreneurship Development” project since 2014, with the aim of improving the living standards of women living in small towns and rural areas of the Kyrgyz Republic.

Creating opportunities for women entrepreneurs. As part of the program, 630 rural women entrepreneurs between the ages of 28 and 65 throughout the country trained in financial technologies and services that were modified to be more suitable to their needs in developing and running their own businesses. Participants were mainly engaged in production, agricultural products and handicrafts processing, and the service sector.

The project helped develop the business environment for women’s entrepreneurship in the Kyrgyz Republic by providing expert support in lease arrangements, introducing distance learning methods and mentoring, coordinating with the local

government to strengthen its role in the development of women’s entrepreneurship, and defining the export potential of their products, among others. It also provided training to 205 employees of partner financial institutions and other stakeholders to improve their loan services.

The Ministry of Economy closely cooperates within the framework of the project, working with Aiyl Bank, Bai-Tushum Bank, and First MicroCredit Company. As a result, 176 women entrepreneurs received loans for their businesses, with \$1.526 million in 403 loans issued to rural women entrepreneurs.

The project is currently working with five business associations on building their capacity for promoting women’s entrepreneurship and strengthening their role in business development.

ADB will also continue pushing for gender equity through projects in other sectors such as vocational education by introducing programs that promote nontraditional occupations for women, and supporting wider access of women to the labor market.

Source: ADB. 2018. *Supporting Women Entrepreneurs in the Kyrgyz Republic*. Manila.



Saving nomadic herding culture. Chimedregzen Nadmid, a herder, has spent years trying to protect peatlands and water sources near his home in Central Mongolia. A tenuous ecological balance is fracturing as Mongolia's peatlands succumb to climate change, overgrazing, and industrial activity (photo by Tsogtbaatar Khishigdorj).

Mongolia Battles to Save Its Peatlands and Nomadic Way of Life

For millennia, the wetlands of the Orkhon Valley in Central Mongolia have nourished the livestock and livelihoods of herders like Chimedregzen Nadmid, who has lived there all his life.

He remembers when the land was so boggy that riding a horse was impossible. The soil absorbed water like a sponge, forming a vast plain of peatlands that sprouted thick grass and fed lakes and rivers.

Then a couple of decades ago, it changed. Marshy wetlands shrank and grass vanished. "The first thing I noticed was the falling water level," says Chimed, as he is known. "I knew I had to do something."

A fractured ecological balance. Peatlands form when dead plant matter partially decomposes in marshy areas, capturing carbon taken from the air by the plants when alive. The moist, rich soil is a magnet for herders as much of the country's land is exhausted

from overgrazing or desertification. As a result, peatlands are suffering the same fate. They're also being damaged by mining, road construction, and human-caused steppe fires. Climate change is making matters worse.

Peatlands are Mongolia's last fertile pastures. They absorb water from melting snow and rain which they filter and release into rivers and lakes. They prevent soil erosion and maintain groundwater levels that sustain crops and forests while staving off desertification.

But the area covered by peat in Mongolia has almost halved in the past 50 years. This has had a dramatic impact on permafrost—huge lenses of frozen ground left by ancient glaciations. When peat degrades, permafrost begins to thaw. Mongolia now has around a third less permafrost than it did just under 50 years ago.

The economic implications are alarming. Permafrost layers are a significant store of fresh water in Mongolia. Agriculture depends on plentiful water and feedstock.

The first thing I noticed was the falling water level. I knew I had to do something.

– *Chimedregzen Nadmid, resident, Orkhon Valley, Central Mongolia*

Animal husbandry accounts for the vast majority of agricultural production. Livestock numbers in Mongolia have doubled to more than 60 million since the 1990s. This, coupled with several droughts, has caused significant land degradation, forcing livestock to move to peatlands in search of productive pastures.

It is estimated that 80% of Mongolia's cattle are concentrated on natural and degraded peatlands, which cover only 2% of the country's land area.

Depleting carbon sink. Peatlands hold 30% of all soil carbon, so when peatlands degrade and permafrost thaws, disproportionately high emissions of ancient organic carbon are released in higher temperatures.

Mongolia's high elevation and cold, dry weather leave it acutely vulnerable to a warming climate which brings fewer extremely cold days during winter and once unthinkable heat waves in the summer.

High emissions of greenhouse gases would worsen peatland degradation, releasing even more carbon and speeding up climate change.

Reducing climate change impacts. Restoring degraded peatlands and ensuring current peatlands are relatively undisturbed would not only support the livelihoods of herders, it would reduce the extreme impacts of climate change.

Building dams, forging policies. Chimed's initial conservation efforts at peatlands near his home were motivated by a need to save water. They brought mixed results.

Wooden fences he built around springs collapsed when the water froze. A couple of years ago, Chimed, 55, enlisted local herder families to help build a small dam to water their livestock. It worked for a time, until animals trampled the earthen banks into the mud.

In 2015, ADB joined with Wetlands International to build steel fences around springs feeding the peatlands that had been almost completely destroyed by overgrazing and trampling by cattle.

Permafrost and hydrology experts discovered that significant groundwater storage from permafrost thaw was discharging as springs at the surface. The presence of a water source spurred efforts to restore peatlands near Chimed's home. As fences blocked entry to the springs for herders and livestock, a small dam was built to give them access to water.

The 5-hectare restoration site now includes three fenced-in springs and is viewed as a potential model for other parts of the country. Water quality and quantity at the restoration site has increased and grass is growing back. "The area is reverting to its natural state," says Dr. Tsogt Zandraabal of the Institute of General and Experimental Biology, Mongolian Academy of Sciences in Ulaanbaatar.

Research to enable action. The site has also helped to raise awareness of the issue among policy makers and herders.

The scale of the challenge became clear for Gerelt-Od Badarch in 2016 after a seminar on peatland degradation hosted by ADB and the Japan Fund for Poverty Reduction (JFPR). He is a herder who is also the governor of *Khashaat soum* (district) in Arkhangai Province, where the seminar was held. He says he has had to sell his sheep at a low price as they are thinner than before, even though the cost of fodder has nearly doubled.

"There's no grass on the peatlands and no water," says Badarch. "It's having a direct financial impact on herders. But now at least we have a basic understanding of what's happening."

The seminar was part of a technical assistance grant funded by the JFPR at the Government of Mongolia's request.^b It provided invaluable information about peatland ecosystems and their importance to Mongolia effort to protect and conserve these vital areas.

A race against time. The fight to save Mongolia's peatlands will be fought on the ground as well as at policy symposia and

legislatures. The big job now is to convince local people to conserve the peatlands.

Chimed believes that herders in his area now appreciate the need for urgent action, having seen how fast the landscape is deteriorating. That makes him optimistic that at least some of the damage can be mitigated and perhaps reversed.

“Many people around here support me now and I’ve got lots of ideas. My dream is to protect the whole area.”

Source: J. Larkin and G. Ganzorig. 2018. Mongolia Battles to Save its Peatlands and Nomadic Way of Life. ADB. 22 May. <https://www.adb.org/results/mongolia-battles-save-its-peatlands-and-nomadic-way-life>.

^a ADB. 2013. *Grant Assistance to the People’s Republic of Bangladesh for Pilot Project on Weather Index-Based Crop Insurance*. Manila (G9172). <https://www.adb.org/projects/46284-001/main>.

^b ADB. 2014. *Technical Assistance to Mongolia for Strategic Planning for Peatlands*. Manila (TA8802). <https://www.adb.org/projects/48062-002/main>.

Monitoring and Consultation

The agreement establishing the JFPR requires representatives of the Government of Japan to carry out monitoring visits to JFPR project sites. In 2018, OCO, together with the ADB executive director for Japan and the director’s advisors, went on coordination and monitoring missions to JFPR project sites in Bangladesh, the Kyrgyz Republic, and Samoa. These missions met with project beneficiaries, ministry of finance officials, heads of project executing and implementing agencies, NGO representatives and community leaders, and officials from the Embassy of Japan and JICA (Box 3).

Completed Projects

As of 31 December 2018, 154 of the 185 project grants since 2000 and 182 of the 257 TA projects since 2009 had been completed. Of the completed project grants, 146 were completed in 2004–2017, and 8 in 2018; 159 of the completed TA projects were completed in 2011–2017, and 23 in 2018. In 2018, OCO received seven implementation completion memorandums detailing the results, lessons, and recommendations from completed JFPR project grants.

Participation of Nongovernment Organizations

The participation of NGOs is deeply ingrained in JFPR operations. The JFPR is widely recognized as one of the primary ADB grant facilities available to NGOs. In JFPR projects, NGOs and community groups are routinely involved in different stages of the project cycle—from fact finding, preparation, and appraisal to implementation, monitoring, and evaluation. NGOs provide information, organize communities, offer specialized services, or act as consultants to ADB during project supervision.

An NGO may take the initiative in bringing a proposal to ADB’s attention. The proposal may then be taken up by an ADB officer, who obtains the necessary project approvals. In such cases, the NGO becomes either an executing agency or an implementing agency, with partnership arrangements detailed in a memorandum of agreement. OCO receives offers of collaboration from various NGOs across Asia and the Pacific, and JFPR staff transmit these offers to the appropriate resident missions or divisions concerned. Appendix 5 lists the NGOs participating in JFPR projects.

BOX 3: COORDINATION AND MONITORING MISSIONS OF THE JAPAN FUND FOR POVERTY REDUCTION, 2018

FEBRUARY 2018

Mission to Samoa with the Advisor of the Executive Director for Japan



ADB's Advisor to the Executive Director for Japan Goshi Tsukamoto met with government officials from Samoa, project beneficiaries, as well as representatives from the Embassy of Japan, and Japan International Cooperation Agency (JICA) on 19–22 February 2018. The mission visited target areas of the Japan Fund for Poverty Reduction-funded Community Sanitation Project and the ADB-JICA cofinanced Power Sector Expansion Project. Photo shows (from left to right) Goshi Tsukamoto, ADB; Sulamanaia Malaga, Planning and Urban Management Agency (PUMA); David Elisara, PUMA; two project beneficiaries, and Toshimasa Mae, ADB, taken in front of the plastic septic tank that was installed as part of Phase 3 of the Levi Saleimoa community sanitation project (photo courtesy of Toshimasa Mae).

MAY 2018

Mission to Bangladesh with the Advisor of the Executive Director for Japan



ADB's Advisor to the Executive Director for Japan Hidemasa Fukuda visited Bangladesh and attended the international seminar organized under the Japan Fund for Poverty Reduction grant Pilot Project on Weather Index-Based Crop Insurance on 13–16 May 2018. The mission visited beneficiaries and stakeholders of select project sites and met with government officials and Japan International Cooperation Agency (JICA) representatives (photo by Rhina Ricci Lopez-Tolentino).

MAY 2018

Mission to the Kyrgyz Republic with the Advisor of the Executive Director for Japan



ADB's Advisor to the Executive Director for Japan Goshi Tsukamoto met with the Kyrgyz Republic executing and implementing agencies of Japan Fund for Poverty Reduction (JFPR) projects on 21–24 May 2018. Together with ADB Japanese Representative Office External Relations Officer Rika Hakozaki and ADB Office of Cofinancing Operations Financing Specialist Toshimasa Mae, G. Tsukamoto met with Deputy Minister of Economy Almaz Sazbekov, State Secretary of Ministry of Emergency Situations Azamat Mambetov, Director of Water Resources State Committee Esen Jusumatov, as well as representatives of the Embassy of Japan, Japan International Cooperation Agency, partner financial institutions, project beneficiaries, and business associations. The mission visited beneficiaries of three JFPR-funded projects: Women's Entrepreneurship Development, Strengthening the Enabling Environment for Public-Private Partnerships, and Preparing the Climate Resilience and Disaster Risk Reduction in Water Resources Management (photo by Rika Hakozaki).

OCTOBER 2018

Mission to Myanmar with the Advisor of the Executive Director for Japan



ADB's Advisor to the Executive Director of Japan, Ayumi Takeyama (third from right) went on mission to Myanmar on 16–19 October 2018 to visit project sites under Enhancing Rural Livelihoods and Incomes (ERLIP) at Shan State—one of the three states where the project is being implemented. A. Takeyama visited the Ywangan Township in the villages of Ngar Su, Pway Na Phar, Sin Net Chaung, and Nan Khaon. Together with ADB's Hiroki Kasahara (second from right), and Stefania Dina (third from left) A. Takeyama also met with the officials from the Department of Rural Development, staff from the grant implementation unit, the support services provider, and conducted consultations with almost 400 villagers. The ERLIP project aims to improve productivity and enhance livelihoods through community-driven development initiatives which will then help participants foster ownership of their community infrastructure and livelihoods (photo by Rhina Ricci Lopez-Tolentino).

Outreach, Visibility, and Knowledge Sharing

As agreed with the Government of Japan, project officers are asked to help promote the visibility and local awareness of the JFPR in recipient countries. For this purpose, ADB project officers and OCO ensure that key events in the field are well covered by print and electronic media; that all related publicity materials, official notices, reports, and publications explicitly acknowledge Japan as the source of funding; and that the JFPR and Japan official development assistance logos are prominently displayed. JFPR projects are also encouraged to complement and seek synergies with JICA projects

and technical cooperation activities. Projects should likewise take advantage of Japanese human resources or use Japanese technology, knowledge, and expertise.

Officials of the Embassy of Japan and JICA, government officials, the ADB country director, and resident mission staff attend ceremonies held to mark a grant or TA signing or launch. They may also attend the inauguration of facilities, the handover of major equipment, major conferences and workshops, and similar events. These project milestones and other important JFPR events and announcements are featured in *ADB Today*, ADB's daily in-house electronic newsletter. Some JFPR activities highlighted by *ADB Today* in 2018 are shown in Box 4.



Weaving for better incomes.

Basket production is a part of the JFPR-supported Improving Market Access for the Poor in Central Cambodia project that aims to improve livelihoods by creating jobs for local people like Chhea Nhem, a basket weaver who lives in Chrames village, Sambor commune, Prasat Sambor district in Kampong Thom, Cambodia (photo by Chor Sokunthea).

BOX 4: JAPAN FUND FOR POVERTY REDUCTION ANNOUNCEMENTS IN *ADB TODAY*, 2018

19 APRIL 2018

Microentrepreneurship workshop for women's empowerment held in India



The workshop for Supporting Microentrepreneurship for Women's Empowerment focused on overall achievement of the JFPR grant, implemented by the Ministry of Rural Development, was held on 19 April. The event was organized by India Resident Mission and was attended by about 80 participants from central and state government agencies, sector skills councils, training institutes and agencies, the Embassy of Japan, and ADB.

5 SEPTEMBER 2018

ADB supports Mongolia capacity building, strategic planning on long-term care services



Mongolia's Ministry of Labor and Social Protection and ADB hosted a 2-day workshop on strategic planning and strengthening of long-term care system and services on 30-31 August in Ulaanbaatar. Over 40 participants from government agencies, private sector, and NGOs joined the event. Resource persons from the PRC, Singapore, and Thailand shared innovations, best practices, and lessons in adapting to aging populations.

13 MAY 2018

International seminar on financial protection, agriculture risk mitigation held in Bangladesh



BRM Country Director Manmohan Parkash discussed the policies and technologies to scale up sustainable agriculture insurance at the seminar on 13 May in Dhaka. Over 120 stakeholders including senior government officials; development partners; insurance professionals; ADB staff; and experts from Bangladesh, India, Spain, and Turkey attended. The seminar is supported by the Japan Fund for Poverty Reduction pilot project on Weather Index-Based Crop Insurance.

10 OCTOBER 2018

Workshop on strengthening water governance at the river basin level held



Mongolia Ministry of Environment and Tourism Director General Bulgan Tumendemberel and MNRM Country Director Yolanda Fernandez Lommen opened the inception workshop on 9 October in Ulaanbaatar. Representatives from government, river basin councils, river basin administrations, and other key stakeholders discussed water governance challenges and identified action plans for increased water security. The \$1.4 million technical assistance is supported by the Japan Fund for Poverty Reduction and High-Level Technology Fund.

ADB = Asian Development Bank; BRM = Bangladesh Resident Mission; JFPR = Japan Fund for Poverty Reduction; MNRM = Mongolia Resident Mission; PRC = People's Republic of China; SAER = Environment, Natural Resources, and Agriculture Division; SASEC = South Asia Subregional Economic Cooperation, South Asia Department, ADB; SLRM = Sri Lanka Resident Mission; TA = technical assistance.

Source: *ADB Today*.

5 NOVEMBER 2018

Workshop on India-Sri Lanka power transmission interconnection



Senior officials from the government and Ceylon Electricity Board participated in an awareness workshop on business models for India-Sri Lanka power transmission interconnection held on 15 October in Colombo. Secretary Suren Batagoda, Ministry of Power and Renewable Energy, chaired the activity which was supported by the TA on SASEC Regional Energy Cooperation. SLRM Country Director Sri Widowati delivered welcome remarks.

14 DECEMBER 2018

Workshop on improving farm producers access to markets held in India



SAER Director Mio Oka on 11 December in Mumbai opened the 2-day workshop on lessons learned from the JFPR: Small Farmers Access to Markets and findings of the pre-feasibility study for the Maharashtra Agribusiness Network Project. Praveen Pardeshi, Additional Chief Secretary to Chief Minister of Maharashtra, attended along with 140 representatives from government agencies, academics, private sector, and farmer groups.

Annual ADB Board of Governors' Meeting 2018.

At the 51st Annual Meeting of the ADB Board of Governors at the ADB headquarters in Manila, Philippines, in May 2018, OCO organized a Japan Funds exhibit featuring innovative and sustainable projects

supported by the JFPR. Delegates, including high-level officials from governments around the world, visited the exhibit where posters, publications, livelihood products, and other promotional materials were on display to showcase the success of JFPR projects.



The Government of Japan's Deputy Prime Minister and Minister of Finance, Taro Aso (*center*) visited the Japan Funds exhibit during the 51st Annual ADB Board of Governors' Meeting in Manila, Philippines, with Toshimasa Mae (*left*) and Angelica Sebastian-Mercader (*right*), ADB Office of Cofinancing Operations (photo by Hidemasa Fukuda).



OCO Associate Financing Partnerships Analyst, Angelica Sebastian-Mercader (right), explains livelihood products from JFPR projects to visitors at the Japan Funds exhibit during the 51st Annual ADB Board of Governors' Meeting in Manila (photo by Toshimasa Mae).



The Japan Funds exhibit during the 51st Annual ADB Board of Governors' Meeting in Manila, Philippines, not only highlighted the results of successful Japan Fund for Poverty Reduction projects but also featured actual products from its livelihood projects (photo by Angelica Sebastian-Mercader).

External outreach. The Japan Funds Facebook page is an important modern platform using social media to spread information about the JFPR and improve awareness of Japanese assistance through ADB. The *Japan Fund for Poverty Reduction Annual Report 2017* was also produced. Appendix 6 lists JFPR communication and outreach activities in 2018.

2019 ACTIVITIES

Rebuilding for brighter futures.

After Typhoon Yolanda (Haiyan) hit the Philippines, new classrooms built in Bislig Elementary School, on the island of Leyte, are providing children with the opportunity to learn in a clean, safe environment and look forward to a better future (photo by Eric Sales).

In 2019, the focal areas of OCO are

- developing efficient monitoring of the JFPR grant and TA project portfolio, using online systems;
- enhancing coordination with ADB regional departments, specifically ADB resident missions, to facilitate the preparation, processing, and administration of JFPR project and TA grants;
- further promoting Japanese visibility by encouraging collaboration with Japanese NGOs, academic institutions, and the private sector, among other activities, including widening outreach through social media;
- continuing efforts to promote knowledge management and dissemination of lessons learned; and
- including a JFPR exhibit during the ADB 52nd Annual Meeting in Nadi, Fiji, in May 2019.

APPENDIXES

APPENDIX 1 2018 Audit Report and Financial Statements of the Japan Fund for Poverty Reduction

The following pages present the independent auditor's report on the Japan Fund for Poverty Reduction's financial statements for 2018.

**JAPAN FUND FOR POVERTY REDUCTION
(ADMINISTERED BY ASIAN DEVELOPMENT BANK)**

**INDEPENDENT AUDITOR'S REPORT
AND FINANCIAL STATEMENTS**

**FOR THE YEARS ENDED
31 DECEMBER 2018 AND 2017**

**JAPAN FUND FOR POVERTY REDUCTION
(ADMINISTERED BY ASIAN DEVELOPMENT BANK)**

**INDEPENDENT AUDITOR'S REPORT AND FINANCIAL STATEMENTS
FOR THE YEARS ENDED 31 DECEMBER 2018 AND 2017**

C O N T E N T S

	<u>PAGE</u>
Independent Auditor's Report	1 - 2
Statement of Financial Position	3
Statement of Activities and Changes in Net Assets	4
Statement of Cash Flows	5
Notes to the Financial Statements	6 - 12



Deloitte & Touche LLP
Unique Entity No. T08LL0721A
6 Shenton Way
QUE Downtown 2
#33-00
Singapore 068809

Tel: +65 6224 8288
Fax: +65 6538 6166
www.deloitte.com/sg

INDEPENDENT AUDITOR'S REPORT

To the Asian Development Bank – Administrator for Japan Fund for Poverty Reduction

We have audited the accompanying financial statements of Japan Fund for Poverty Reduction administered by Asian Development Bank (ADB) (the Administrator) which comprise the statement of financial position as of 31 December 2018 and 2017, and the related statements of activities and changes in net assets, and cash flows for the years then ended, and the related notes to the financial statements.

Management's Responsibility for the Financial Statements

Management is responsible for the preparation and fair presentation of these financial statements in accordance with accounting principles generally accepted in the United States of America; this includes the design, implementation, and maintenance of internal control relevant to the preparation and fair presentation of financial statements that are free from material misstatement, whether due to fraud or error.

Auditor's Responsibility

Our responsibility is to express an opinion on these financial statements based on our audits. We conducted our audits in accordance with auditing standards generally accepted in the United States of America. Those standards require that we plan and perform the audit to obtain reasonable assurance about whether the financial statements are free from material misstatement.

An audit involves performing procedures to obtain audit evidence about the amounts and disclosures in the financial statements. The procedures selected depend on the auditor's judgment, including the assessment of the risks of material misstatement of the financial statements, whether due to fraud or error. In making those risk assessments, the auditor considers internal control relevant to the entity's preparation and fair presentation of the financial statements in order to design audit procedures that are appropriate in the circumstances, but not for the purpose of expressing an opinion on the effectiveness of the entity's internal controls. Accordingly, we express no such opinion. An audit also includes evaluating the appropriateness of accounting policies used and the reasonableness of significant accounting estimates made by management, as well as evaluating the overall presentation of the financial statements.

We believe that the audit evidence we have obtained is sufficient and appropriate to provide a basis for our audit opinion.

Deloitte.

Opinion

In our opinion, the financial statements referred to above present fairly, in all material respects, the financial position of ADB – Japan Fund for Poverty Reduction as of 31 December 2018 and 2017, and the changes in its net assets and its cash flows for the years then ended in accordance with accounting principles generally accepted in the United States of America.

Deloitte & Touche LLP

Public Accountants and
Chartered Accountants
Singapore

14 May 2019

JFPR-1

JAPAN FUND FOR POVERTY REDUCTION
(Administered by Asian Development Bank)

STATEMENT OF FINANCIAL POSITION
31 December 2018 and 2017
 Expressed in Thousands of US Dollars

	2018	2017
ASSETS		
DUE FROM BANKS	\$ 2,270	\$ 2,287
INVESTMENTS (Notes C and J)		
Time deposits	213,516	270,054
Government or government-guaranteed obligations	26,602	—
ADVANCES UNDER POVERTY REDUCTION ASSISTANCE AND TECHNICAL ASSISTANCE	10,724	13,724
RECEIVABLE FROM RELATED FUNDS (Note D)	—	0
ACCRUED REVENUE	331	156
TOTAL	\$ 253,443	\$ 286,221
LIABILITIES AND UNCOMMITTED BALANCES		
PAYABLE TO RELATED FUNDS (Note D)	\$ 357	\$ 195
ACCRUED EXPENSES (Note E)	12	20
UNDISBURSED POVERTY REDUCTION ASSISTANCE AND TECHNICAL ASSISTANCE (Notes F and J)	120,446	161,623
TOTAL LIABILITIES	120,815	161,838
UNCOMMITTED BALANCES (JFPR-2) (Note G), represented by:		
Net assets without donor restrictions	132,628	124,383
TOTAL	\$ 253,443	\$ 286,221

0 = Less than \$500.

The accompanying notes are an integral part of these financial statements (JFPR-4).

JPFR-2

JAPAN FUND FOR POVERTY REDUCTION
(Administered by Asian Development Bank)

STATEMENT OF ACTIVITIES AND CHANGES IN NET ASSETS
For the Years Ended 31 December 2018 and 2017
Expressed in Thousands of US Dollars

	2018	2017
CHANGES IN NET ASSETS WITHOUT DONOR RESTRICTIONS		
CONTRIBUTIONS (Note G)	\$ 25,795	\$ 46,447
REVENUE		
From investments		
Interest income—Time deposits	5,004	3,232
Interest income—Government or government-guaranteed obligations	396	—
Unrealized holding gain on investments	76	—
From other sources		
Interest income from bank accounts	125	56
Other income	—	1
Total	5,601	3,289
TOTAL CONTRIBUTIONS AND REVENUE	31,396	49,736
EXPENSES		
Poverty reduction and technical assistance—net (Notes F and H)	(20,892)	(32,120)
Administrative expenses (Note H)	(2,034)	(2,169)
Financial expenses	(5)	(9)
Total	(22,931)	(34,298)
CONTRIBUTIONS AND REVENUE IN EXCESS OF EXPENSES	8,465	15,438
EXCHANGE LOSSES—net	(220)	(817)
INCREASE IN NET ASSETS	8,245	14,621
NET ASSETS AT BEGINNING OF YEAR	124,383	109,762
NET ASSETS AT END OF YEAR	\$ 132,628	\$ 124,383

The accompanying notes are an integral part of these financial statements (JPFR-4).

JFPR-3

JAPAN FUND FOR POVERTY REDUCTION
(Administered by Asian Development Bank)

STATEMENT OF CASH FLOWS
For the Years Ended 31 December 2018 and 2017
Expressed in Thousands of US Dollars

	2018	2017
CASH FLOWS FROM OPERATING ACTIVITIES		
Contributions received	\$ 25,795	\$ 46,447
Interest received on investments	5,078	3,131
Interest earned on bank accounts	125	56
Poverty reduction assistance and technical assistance disbursed	(59,127)	(53,313)
Administrative and financial expenses paid	(2,047)	(2,176)
Cash received from other sources	—	1
Net Cash Used in Operating Activities	<u>(30,176)</u>	<u>(5,854)</u>
CASH FLOWS FROM INVESTING ACTIVITIES		
Purchases of investment securities	(7,190,465)	(7,762,699)
Maturities of investment securities	<u>7,220,624</u>	<u>7,770,068</u>
Net Cash Provided by Investing Activities	<u>30,159</u>	<u>7,369</u>
Net (Decrease) Increase in Due from Banks	(17)	1,515
Due from Banks at Beginning of Year	<u>2,287</u>	<u>772</u>
Due from Banks at End of Year	<u>\$ 2,270</u>	<u>\$ 2,287</u>

The accompanying notes are an integral part of these financial statements (JFPR-4).

JFPR-4

JAPAN FUND FOR POVERTY REDUCTION
(Administered by Asian Development Bank)

NOTES TO FINANCIAL STATEMENTS
31 December 2018 and 2017

NOTE A—NATURE OF OPERATIONS

The Japan Fund for Poverty Reduction (JFPR) was established on 23 May 2000 when the Government of Japan and the Asian Development Bank (ADB) entered into a financial arrangement whereby the Government of Japan agreed to make an initial contribution and ADB became the administrator. Its primary objective is to foster sustainable poverty reduction and social development in the developing member countries of the Asian and Pacific Regions. JFPR resources are used mainly to finance poverty reduction assistance (PRA) operations. On 6 October 2009, the operating framework for the JFPR was revised to include financing for technical assistance grants. Under the agreement between ADB and the Government of Japan, ADB may invest the proceeds of the JFPR pending disbursement. The revenue from such investments may be used to cover the direct and identifiable costs incurred in the administration of the JFPR.

NOTE B—SUMMARY OF SIGNIFICANT ACCOUNTING POLICIES

Presentation of the Financial Statements

The financial statements of the JFPR are prepared in accordance with accounting principles generally accepted in the United States of America (US GAAP), and are presented on the basis of those for not-for-profit organizations.

The JFPR reports donor's contribution of cash as assets without donor restrictions as it is made available to the JFPR without conditions other than for the purpose of pursuing the objective of the JFPR.

Functional and Reporting Currency

The United States (US) dollar is the functional and reporting currency, representing the currency of the primary economic environment of the JFPR.

Translation of Currencies

ADB adopts the use of daily exchange rates for accounting and financial reporting purposes. This allows transactions denominated in non-US dollar currencies to be translated to the reporting currency using exchange rates applicable at the time of the transactions. Contributions included in the financial statements during the year are recognized at applicable exchange rates as of the respective dates of commitment. At the end of each accounting month, translations of assets and liabilities which are denominated in non-US dollar currencies are adjusted using the applicable rates of exchange at the end of the reporting period. Translation adjustments are accounted for as exchange gains or losses and are credited or charged to operations.

Investments

All investment securities held by the JFPR are reported at fair value (FV). Realized and unrealized gains and losses are included in REVENUE From investments.

Interest income on investment securities and time deposits is recognized as earned and reported net of amortizations of premiums and discounts.

JFPR-4

Contributions

Contributions by the Government of Japan are included in the financial statements from the date indicated by the Government of Japan that funds are expected to be made available. Such contributions and the net assets of the JFPR are restricted for the payment of poverty reduction technical assistance and direct and identifiable costs incurred by ADB in the administration of the JFPR.

Poverty Reduction Assistance, Technical Assistance and Related Undisbursed Amounts

Poverty Reduction Assistance (PRA) and Technical Assistance (TA) are recognized in the financial statements when the project is approved and becomes effective. Upon completion or cancellation of the PRA/TA project, any undisbursed amount is written back as a reduction in the PRA/TA for the year and the corresponding undisbursed amount is eliminated accordingly.

Advances under PRA and TA are provided to the executing agency or co-operating institution for the purpose of making payments for eligible expenses. The advances are subject to liquidation and charged against undisbursed amount. Any unutilized portion is required to be returned to the JFPR.

Fair Value of Financial Instruments

Accounting Standards Codification (ASC) 820, "Fair Value Measurement" defines FV as the price that would be received to sell an asset or paid to transfer a liability at measurement date in an orderly transaction among willing participants with an assumption that the transaction takes place in the entity's principal market, or in the absence of principal market, in the most advantageous market for the asset or liability. The most advantageous market is the market where the sale of the asset or transfer of liability would maximize the amount received for the asset or minimize the amount paid to transfer the liability. The FV measurement is not adjusted for transaction costs.

Fair Value Hierarchy

ASC 820 also establishes a FV hierarchy that gives the highest priority to quoted prices in active markets for identical assets or liabilities (Level 1), next priority to observable market inputs or market corroborated data (Level 2), and the lowest priority to unobservable inputs without market corroborated data (Level 3).

The FVs of ADB's financial assets and liabilities are categorized as follows:

Level 1: FVs are based on unadjusted quoted prices for identical assets or liabilities in active markets.

Level 2: FVs are based on quoted prices for similar assets or liabilities in active markets or markets that are not active; or valuation models for which significant inputs are obtained from market-based data that are observable.

Level 3: FVs are based on prices or valuation models for which significant inputs to the model are unobservable.

Inter-level transfers from one year to another may occur due to changes in market activities affecting the availability of quoted market prices or observable market data.

ADB's policy is to recognize transfers in and transfers out of levels as of the end of the reporting period in which they occur.

Accounting Estimates

The preparation of financial statements in conformity with generally accepted accounting principles requires Management to make reasonable estimates and assumptions that affect the reported amounts of assets, liabilities and uncommitted balances as of the end of the year and the reported amounts of revenue and expenses during the year. The actual results could differ from those estimates.

JFPR-4

Accounting and Reporting Developments

In 2016, the Financial Accounting Standards Board (FASB) issued the following Accounting Standard Update (ASUs): (i) 2016-14, "Not-for-Profit Entities (Topic 958) - Presentation of Financial Statements of Not-for-Profit Entities," which improves the usefulness of information provided to donors and other users of not-for-profit entity (NFP) financial statements and reduce complexities or costs in preparing the financial statements. The amendments in this update significantly changes how NFPs present net assets on the face of the financial statements, as well as requires additional disclosures for expenses by nature and function and for the liquidity and availability of resources. This ASU impacted presentation and disclosures on the JFPR's annual financial statements as of 31 December 2018, and are reflected in JFPR-1, JFPR-2, JFPR-3 and Notes H and I; and (ii) ASU 2016-15, "Statement of Cash Flows (Topic 230) - Classification of Certain Cash Receipts and Cash Payments," which provides guidance for eight specific cash flow issues where current standards are unclear or lack specific guidance. This update became effective on 1 January 2018 and is reflected in JFPR-3.

In June 2018, FASB issued ASU 2018-08, "Not-for-Profit Entities (Topic 958) - Clarifying the Scope and the Accounting Guidance for Contributions Received and Contributions Made", which should assist entities in (1) evaluating whether transactions should be accounted for as contributions (nonreciprocal transactions) within the scope of Topic 958, Not-for-Profit Entities, or as exchange (reciprocal) transactions subject to other guidance and (2) determining whether a contribution is conditional. The amendments in this update are effective for ADB on 1 January 2019 but are not expected to have a material impact on the JFPR's financial statements.

In August 2018, as part of the FASB's disclosure framework project that is based on the newly issued FASB Statement of Financial Accounting Concepts No. 8 "Conceptual Framework for Financial Reporting— Chapter 8: Notes to Financial Statements", the FASB issued ASU 2018-13 "Fair Value Measurement (Topic 820)—Disclosure Framework—Changes to the Disclosure Requirements for Fair Value Measurement" which modifies and aims to improve the disclosure requirements on fair value measurements in Topic 820, Fair Value Measurement. This amendment is effective for ADB on 1 January 2020. ADB is currently assessing the impact of this ASU on the JFPR's financial statements.

Statement of Cash Flows

For the purposes of the Statement of Cash Flows, the JFPR considers that its cash and cash equivalents are limited to DUE FROM BANKS, which consists of cash on hand and current accounts in banks used for operational disbursements and clearing accounts.

NOTE C—INVESTMENTS

The main investment management objective is to maintain security and liquidity. Subject to these parameters, ADB seeks the highest possible return on the JFPR's investments. Investments are governed by the Investment Authority approved by the Board of Directors.

The annualized rate of return on the average investments held during the year, based on the portfolio held at the beginning and end of each month, was 2.06% (1.10% - 2017).

JFPR-4

Fair Value Disclosure

The FV of INVESTMENTS as of 31 December 2018 and 2017 was as follows:

(\$ thousand)

31 December 2018	Total	Fair Value Measurements		
		Level 1	Level 2	Level 3
Investments				
Government or government-guaranteed obligations	\$ 26,602	\$ 26,602	-	-
Time deposits	213,516	-	\$ 213,516	-
Total	\$ 240,118	\$ 26,602	\$ 213,516	\$ -

31 December 2017

Investments				
Time deposits	\$ 270,054	\$ -	\$ 270,054	\$ -

ADB maintains documented processes and internal controls to value investment securities. If available, investment securities are fair valued based on active market quotes. These include government or government-guaranteed obligations. Time deposits are reported at cost, which approximates FV.

NOTE D—RELATED PARTY TRANSACTIONS

Related party transactions pertain to administrative and operational expenses which are settled regularly with ADB's ordinary capital resources (OCR). Technical assistance projects and program activities may be cofinanced by ADB's special funds and other funds administered by ADB (Trust Funds). Interfund accounts are settled regularly between the JFPR and other funds.

JFPR-4

The interfund account balances reported as RECEIVABLE FROM RELATED FUNDS and PAYABLE TO RELATED FUNDS were as follows:

(\$ thousand)	2018	2017
Receivable from:		
Regional Cooperation and Integration Fund (RCIF)	\$ -	\$ 0
Trust Funds-net	-	0
Total	\$ -	\$ 0
Payable to:		
OCR-net	\$ 160	\$ 182
Technical Assistance Special Fund (TASF)	197	13
Trust Funds-net	0	-
Total	\$ 357	\$ 195

0 = Less than \$500.

The net interfund balances of OCR, TASF and Trust Funds as of 31 December 2018 were subsequently settled on 25 and 29 January 2019 and 28 February 2019, respectively. The net interfund balances of OCR, TASF, RCIF and Trust Funds as of 31 December 2017 were subsequently settled on 29, 30, and 26 January 2018, respectively.

NOTE E—ACCRUED EXPENSES

Accrued expenses pertain to administrative and audit fees incurred but not yet paid.

NOTE F—UNDISBURSED POVERTY REDUCTION ASSISTANCE AND TECHNICAL ASSISTANCE

Undisbursed PRA and TA are denominated in US dollars and represent effective PRA and TA projects which are not yet disbursed and unliquidated. During 2018, \$13,158,000 (\$8,780,000 - 2017) representing completed and cancelled PRA and TA projects were written back as a reduction in PRA and TA for the period and the corresponding commitment was eliminated. The FV of undisbursed PRA and TA approximates the amounts outstanding, because the JFPR expects that disbursements will substantially be made for all the projects/programs covered by the commitments.

NOTE G—CONTRIBUTIONS AND UNCOMMITTED BALANCES

The Government of Japan contributed the sum of ¥2,849,000,000 (equivalent to \$25,795,000) and ¥5,358,160,000 (equivalent to \$46,447,000) in 2018 and 2017, respectively.

Uncommitted balances comprise amounts which have not been committed by ADB as of 31 December 2018 and 2017. These balances include approved PRA and TA projects that are not yet effective.

JFPR-4

As of 31 December 2018 and 2017, these balances were as follows:

(\$ thousand)				
	2018		2017	
Uncommitted balances	\$	132,628	\$	124,383
PRA and TA projects/programs approved by Japan and ADB but not yet effective		(27,150)		(11,500)
PRA and TA projects/programs approved by Japan but not yet effective		(11,250)		(7,250)
Uncommitted balances available for new commitments	\$	94,228	\$	105,633

NOTE H—EXPENSES

Poverty reduction assistance and technical assistance—net

PRA and TA expenses are classified according to their nature using the budget allocation specified in the relevant PRA and TA agreement for the PRAs and TAs that became effective during the year. The details of PRA and TA expenses for the year ended 31 December 2018 are as follows:

(\$ thousand)	
	2018
Consultants	\$ 11,602
Studies	149
Trainings and seminars	22
Others expenses—net ^a	9,119
Total	<u>\$ 20,892</u>

^a Net of savings and cancellations (See Note F).

Administrative expenses

Administrative expenses include consultants and other expenses, which are incurred for management and general supporting activities. The table below summarizes the administrative expenses for the year ended 31 December 2018:

(\$ thousand)	
	2018
Staff related expenses	\$ 1,614
Consultants	224
Business travel	165
Audit fees	18
Other administrative expenses	13
Total	<u>\$ 2,034</u>

JFPR-4

NOTE I—LIQUIDITY AND AVAILABILITY OF RESOURCES

Liquidity risk refers to the risk that the fund has difficulties in meeting its short-term obligations. As part of the JFPR's liquidity management, it has a policy to structure its financial assets to be available as its general expenditures, liabilities, and other obligations come due. In addition, as part of its liquidity management, the JFPR invests cash in excess of daily requirements in short-term investments.

The JFPR has a liquidity of \$242,388,000 consisting of DUE FROM BANKS of \$2,270,000 and INVESTMENTS of \$240,118,000, available within one year of the balance sheet date to meet cash needs for general expenditures as presented in the Statement of Financial Position. None of the financial assets are subject to donor or other contractual restrictions that make them unavailable for general expenditures within one year of the balance sheet date.

NOTE J—OTHER FAIR VALUE DISCLOSURES

As of 31 December, 2018 and 2017, the JFPR has no assets or liabilities measured at FV on a non-recurring basis. See Notes C and F for discussions relating to investments and undisbursed PRA and TA, respectively. In all other cases, the carrying amounts of JFPR's assets and liabilities are considered to approximate FV.

NOTE K—SUBSEQUENT EVENTS

JFPR has evaluated subsequent events after 31 December 2018 through 14 May 2019, the date these financial statements are available for issuance. On 18 January 2019, the JFPR received its additional contribution from the Government of Japan amounting to ¥1,939,812,000 (equivalent to \$17,754,000).

APPENDIX 2

Progress of Implementation of Japan Fund for Poverty Reduction Grant and Technical Assistance Projects, 2009–2018

JFPR No.	Title	Amount (\$ million)	ADB Approval	Status of Implementation ^a				
				A	B	C	D	E
GRANTS								
Afghanistan								
9165	Community-Based Irrigation Rehabilitation and Development	10.00	6 Jul 2012	<input checked="" type="checkbox"/>	<input type="checkbox"/>	<input type="checkbox"/>	<input type="checkbox"/>	<input type="checkbox"/>
9167	Enhanced Agricultural Value Chains for Sustainable Livelihoods	18.50	19 Sep 2012	<input checked="" type="checkbox"/>	<input type="checkbox"/>	<input type="checkbox"/>	<input type="checkbox"/>	<input type="checkbox"/>
Subtotal		28.50						
Bangladesh								
9129	Developing Inclusive Insurance Sector	2.00	27 Jan 2009	<input checked="" type="checkbox"/>	<input type="checkbox"/>	<input type="checkbox"/>	<input type="checkbox"/>	<input type="checkbox"/>
9153	Institutional Support for Migrant Workers' Remittances	2.00	18 Jan 2011	<input checked="" type="checkbox"/>	<input type="checkbox"/>	<input type="checkbox"/>	<input type="checkbox"/>	<input type="checkbox"/>
9172	Pilot Project on Weather Index-Based Crop Insurance	2.00	27 Mar 2013	<input checked="" type="checkbox"/>	<input type="checkbox"/>	<input type="checkbox"/>	<input type="checkbox"/>	<input type="checkbox"/>
9190	Bangladesh Power System Enhancement and Efficiency Improvement	2.00	29 Mar 2017	<input type="checkbox"/>	<input type="checkbox"/>	<input checked="" type="checkbox"/>	<input type="checkbox"/>	<input type="checkbox"/>
9194	Rupsha 800-Megawatt Combined Cycle Power Plant	1.50	26 Jun 2018	<input type="checkbox"/>	<input type="checkbox"/>	<input checked="" type="checkbox"/>	<input type="checkbox"/>	<input type="checkbox"/>
Subtotal		9.50						
Bhutan								
9146	Farm Roads to Support Poor Farmers' Livelihoods	3.00	14 Jul 2010	<input checked="" type="checkbox"/>	<input type="checkbox"/>	<input type="checkbox"/>	<input type="checkbox"/>	<input type="checkbox"/>
9149	Upgrading Schools and Integrated Disaster Education Project	3.00	12 Aug 2010	<input checked="" type="checkbox"/>	<input type="checkbox"/>	<input type="checkbox"/>	<input type="checkbox"/>	<input type="checkbox"/>
9155	Advancing Economic Opportunities of Women and Girls	1.95	4 Feb 2011	<input checked="" type="checkbox"/>	<input type="checkbox"/>	<input type="checkbox"/>	<input type="checkbox"/>	<input type="checkbox"/>
Subtotal		7.95						
Cambodia								
9133	Piloting the Post-Harvest Technology and Skills Bridging Program for Rural Poor	2.00	20 Apr 2009	<input checked="" type="checkbox"/>	<input type="checkbox"/>	<input type="checkbox"/>	<input type="checkbox"/>	<input type="checkbox"/>
9156	Improving Market Access for the Poor in Central Cambodia	1.90	16 Feb 2011	<input checked="" type="checkbox"/>	<input type="checkbox"/>	<input type="checkbox"/>	<input type="checkbox"/>	<input type="checkbox"/>
9178	Community-Based Disaster Risk Reduction	2.50	3 Oct 2014	<input type="checkbox"/>	<input checked="" type="checkbox"/>	<input type="checkbox"/>	<input type="checkbox"/>	<input type="checkbox"/>
Subtotal		6.40						

continued on next page

Appendix 2 continued

JFPR No.	Title	Amount (\$ million)	ADB Approval	Status of Implementation ^a				
				A	B	C	D	E
India								
9134	Capacity Building and Livelihood Enhancement of Poor Water Users	2.00	19 Jun 2009	<input checked="" type="checkbox"/>	<input type="checkbox"/>	<input type="checkbox"/>	<input type="checkbox"/>	<input type="checkbox"/>
9145	Supporting Microentrepreneurship for Women's Empowerment	3.00	25 May 2010	<input checked="" type="checkbox"/>	<input type="checkbox"/>	<input type="checkbox"/>	<input type="checkbox"/>	<input type="checkbox"/>
9147	Improving Small Farmers' Access to Market in Bihar and Maharashtra	3.00	30 Jul 2010	<input type="checkbox"/>	<input checked="" type="checkbox"/>	<input type="checkbox"/>	<input type="checkbox"/>	<input type="checkbox"/>
9168	Livelihood Improvement for River Erosion Victims in Assam	2.50	5 Oct 2012	<input checked="" type="checkbox"/>	<input type="checkbox"/>	<input type="checkbox"/>	<input type="checkbox"/>	<input type="checkbox"/>
9196	West Bengal Drinking Water Sector Improvement	3.00	29 Aug 2018	<input type="checkbox"/>	<input type="checkbox"/>	<input checked="" type="checkbox"/>	<input type="checkbox"/>	<input type="checkbox"/>
Subtotal		13.50						
Indonesia								
9132	Rice Fortification for the Poor	2.00	20 Mar 2009	<input checked="" type="checkbox"/>	<input type="checkbox"/>	<input type="checkbox"/>	<input type="checkbox"/>	<input type="checkbox"/>
Subtotal		2.00						
Kyrgyz Republic								
9170	Women's Entrepreneurship Development	1.50	14 Jan 2013	<input checked="" type="checkbox"/>	<input type="checkbox"/>	<input type="checkbox"/>	<input type="checkbox"/>	<input type="checkbox"/>
Subtotal		1.50						
Lao People's Democratic Republic								
9137	Developing Model Healthy Villages in Northern Lao People's Democratic Republic	3.00	14 Aug 2009	<input checked="" type="checkbox"/>	<input type="checkbox"/>	<input type="checkbox"/>	<input type="checkbox"/>	<input type="checkbox"/>
Subtotal		3.00						
Maldives								
9195	Greater Malé Environmental Improvement and Waste Management— Improving Community-Based Solid Waste Management in Small Outer Islands of Zone 3	2.00	29 Jun 2018	<input type="checkbox"/>	<input type="checkbox"/>	<input checked="" type="checkbox"/>	<input type="checkbox"/>	<input type="checkbox"/>
Subtotal		2.00						
Marshall Islands								
9148	Improved Energy Supply for Poor Households	1.76	6 Aug 2010	<input checked="" type="checkbox"/>	<input type="checkbox"/>	<input type="checkbox"/>	<input type="checkbox"/>	<input type="checkbox"/>
Subtotal		1.76						
Mongolia								
9131	Reducing Persistent Chronic Malnutrition in Children in Mongolia	2.00	16 Mar 2009	<input checked="" type="checkbox"/>	<input type="checkbox"/>	<input type="checkbox"/>	<input type="checkbox"/>	<input type="checkbox"/>
9136	Protecting the Health Status of the Poor during the Financial Crisis	3.00	30 Jul 2009	<input checked="" type="checkbox"/>	<input type="checkbox"/>	<input type="checkbox"/>	<input type="checkbox"/>	<input type="checkbox"/>
9138	Early Childhood Education for Rural, Nomadic, and Migrant Children	2.89	28 Aug 2009	<input checked="" type="checkbox"/>	<input type="checkbox"/>	<input type="checkbox"/>	<input type="checkbox"/>	<input type="checkbox"/>
9139	Demonstration Project for Improved Electricity Services to the Low-Income Communities in Rural Areas	2.40	9 Sep 2009	<input checked="" type="checkbox"/>	<input type="checkbox"/>	<input type="checkbox"/>	<input type="checkbox"/>	<input type="checkbox"/>
9152	Ensuring Inclusiveness and Service Delivery for Persons with Disabilities—Promoting Inclusive Financial Services for the Poor	2.50	17 Dec 2010	<input checked="" type="checkbox"/>	<input type="checkbox"/>	<input type="checkbox"/>	<input type="checkbox"/>	<input type="checkbox"/>
9164	Establishment of Climate-Resilient Rural Livelihoods	2.50	8 Jun 2012	<input checked="" type="checkbox"/>	<input type="checkbox"/>	<input type="checkbox"/>	<input type="checkbox"/>	<input type="checkbox"/>
9182	Improving School Dormitory Environment for Primary Students in Western Region	3.00	26 Nov 2015	<input type="checkbox"/>	<input checked="" type="checkbox"/>	<input type="checkbox"/>	<input type="checkbox"/>	<input type="checkbox"/>

continued on next page

Appendix 2 continued

JFPR No.	Title	Amount (\$ million)	ADB Approval	Status of Implementation ^a				
				A	B	C	D	E
9183	Integrated Livelihoods Improvement and Sustainable Tourism in Khuvsgul Lake National Park	3.00	7 Dec 2015	<input type="checkbox"/>	<input checked="" type="checkbox"/>	<input type="checkbox"/>	<input type="checkbox"/>	<input type="checkbox"/>
9187	Strengthening Community Resilience to Dzud and Forest and Steppe Fires	3.00	14 Sep 2016	<input type="checkbox"/>	<input checked="" type="checkbox"/>	<input type="checkbox"/>	<input type="checkbox"/>	<input type="checkbox"/>
9189	Managing Soil Pollution in Ger Areas through Improved On-site Sanitation	2.80	10 Nov 2016	<input type="checkbox"/>	<input checked="" type="checkbox"/>	<input type="checkbox"/>	<input type="checkbox"/>	<input type="checkbox"/>
9191	Promoting Employment Opportunities for People with Disabilities	2.00	28 Nov 2017	<input type="checkbox"/>	<input type="checkbox"/>	<input checked="" type="checkbox"/>	<input type="checkbox"/>	<input type="checkbox"/>
9192	Community Vegetable Farming for Livelihood Improvement	3.00	4 Dec 2017	<input type="checkbox"/>	<input type="checkbox"/>	<input checked="" type="checkbox"/>	<input type="checkbox"/>	<input type="checkbox"/>
9198	Combating Domestic Violence against Women and Children	3.00	15 Oct 2018	<input type="checkbox"/>	<input type="checkbox"/>	<input type="checkbox"/>	<input checked="" type="checkbox"/>	<input type="checkbox"/>
Subtotal		35.09						
Myanmar								
9174	Enhancing Rural Livelihoods and Incomes	12.00	11 Dec 2013	<input type="checkbox"/>	<input checked="" type="checkbox"/>	<input type="checkbox"/>	<input type="checkbox"/>	<input type="checkbox"/>
9176	Greater Mekong Subregion Capacity Building for HIV/AIDS Prevention	10.00	11 Dec 2013	<input type="checkbox"/>	<input checked="" type="checkbox"/>	<input type="checkbox"/>	<input type="checkbox"/>	<input type="checkbox"/>
9177	Pro-Poor Community Infrastructure and Basic Services	4.00	27 Feb 2014	<input type="checkbox"/>	<input checked="" type="checkbox"/>	<input type="checkbox"/>	<input type="checkbox"/>	<input type="checkbox"/>
9184	Economic Empowerment of the Poor and Women in the East-West Economic Corridor	3.00	15 Dec 2015	<input type="checkbox"/>	<input checked="" type="checkbox"/>	<input type="checkbox"/>	<input type="checkbox"/>	<input type="checkbox"/>
9185	Emergency Support for Chin State Livelihoods Restoration	10.00	22 Apr 2016	<input type="checkbox"/>	<input checked="" type="checkbox"/>	<input type="checkbox"/>	<input type="checkbox"/>	<input type="checkbox"/>
Subtotal		39.00						
Nepal								
9135	Establishing Women and Children Service Centers	0.75	3 Jul 2009	<input checked="" type="checkbox"/>	<input type="checkbox"/>	<input type="checkbox"/>	<input type="checkbox"/>	<input type="checkbox"/>
9141	Capacity Building for the Promotion of Legal Identity Among the Poor in Nepal	2.00	12 Oct 2009	<input checked="" type="checkbox"/>	<input type="checkbox"/>	<input type="checkbox"/>	<input type="checkbox"/>	<input type="checkbox"/>
9144	Flour Fortification in Chakki Mills	1.80	9 Dec 2009	<input type="checkbox"/>	<input type="checkbox"/>	<input type="checkbox"/>	<input type="checkbox"/>	<input checked="" type="checkbox"/>
9157	Reducing Child Malnutrition through Social Protection	2.00	28 Feb 2011	<input checked="" type="checkbox"/>	<input type="checkbox"/>	<input type="checkbox"/>	<input type="checkbox"/>	<input type="checkbox"/>
9159	Support for Targeted and Sustainable Development Programs for Highly Marginalized Groups	2.70	30 Mar 2011	<input checked="" type="checkbox"/>	<input type="checkbox"/>	<input type="checkbox"/>	<input type="checkbox"/>	<input type="checkbox"/>
9180	Disaster Risk Reduction and Livelihood Restoration for Earthquake-Affected Communities	15.00	7 Oct 2015	<input type="checkbox"/>	<input checked="" type="checkbox"/>	<input type="checkbox"/>	<input type="checkbox"/>	<input type="checkbox"/>
Subtotal		24.25						
Pakistan								
9197	Balochistan Water Resources Development Project	3.00	31 Aug 2018	<input type="checkbox"/>	<input type="checkbox"/>	<input type="checkbox"/>	<input checked="" type="checkbox"/>	<input type="checkbox"/>
Subtotal		3.00						
Papua New Guinea								
9130	Extending the Socioeconomic Benefits of an Improved Road Network to Roadside Communities	2.00	2 Mar 2009	<input checked="" type="checkbox"/>	<input type="checkbox"/>	<input type="checkbox"/>	<input type="checkbox"/>	<input type="checkbox"/>
9163	Improved Energy Access for Rural Communities	2.50	19 Apr 2012	<input type="checkbox"/>	<input checked="" type="checkbox"/>	<input type="checkbox"/>	<input type="checkbox"/>	<input type="checkbox"/>
Subtotal		4.50						

continued on next page

Appendix 2 continued

JFPR No.	Title	Amount (\$ million)	ADB Approval	Status of Implementation ^a				
				A	B	C	D	E
Philippines								
9161	Enhancing Access to Quality Early Childhood Education Services for Children in Poor Communities	1.50	20 Feb 2012	<input checked="" type="checkbox"/>	<input type="checkbox"/>	<input type="checkbox"/>	<input type="checkbox"/>	<input type="checkbox"/>
9162	Promoting Partnerships and Innovation in Poor and Underserved Communities	1.50	9 Apr 2012	<input checked="" type="checkbox"/>	<input type="checkbox"/>	<input type="checkbox"/>	<input type="checkbox"/>	<input type="checkbox"/>
9175	Emergency Assistance and Early Recovery for Poor Municipalities Affected by Typhoon Yolanda	20.00	13 Dec 2013	<input type="checkbox"/>	<input checked="" type="checkbox"/>	<input type="checkbox"/>	<input type="checkbox"/>	<input type="checkbox"/>
9201	Emergency Assistance for Reconstruction and Recovery of Marawi	3.00	14 Dec 2018	<input type="checkbox"/>	<input type="checkbox"/>	<input type="checkbox"/>	<input checked="" type="checkbox"/>	<input type="checkbox"/>
Subtotal		26.00						
Samoa								
9166	Community Sanitation	2.00	31 Jul 2012	<input checked="" type="checkbox"/>	<input type="checkbox"/>	<input type="checkbox"/>	<input type="checkbox"/>	<input type="checkbox"/>
Subtotal		2.00						
Sri Lanka								
9143	Improving Connectivity to Support Livelihoods and Gender Equality	3.00	14 Dec 2009	<input checked="" type="checkbox"/>	<input type="checkbox"/>	<input type="checkbox"/>	<input type="checkbox"/>	<input type="checkbox"/>
9150	Post-Conflict Emergency Assistance for Livelihood Restoration of Resettled Internally Displaced People in the North	2.50	19 Aug 2010	<input checked="" type="checkbox"/>	<input type="checkbox"/>	<input type="checkbox"/>	<input type="checkbox"/>	<input type="checkbox"/>
9154	Improving Community-Based Rural Water Supply and Sanitation in Post-Conflict Areas of Jaffna and Kilinochchi	2.00	4 Feb 2011	<input checked="" type="checkbox"/>	<input type="checkbox"/>	<input type="checkbox"/>	<input type="checkbox"/>	<input type="checkbox"/>
9186	Supporting Electricity Supply Reliability Improvement—Productive Energy Use for Small Isolated Island and Rural Communities	2.00	26 Jul 2016	<input type="checkbox"/>	<input type="checkbox"/>	<input checked="" type="checkbox"/>	<input type="checkbox"/>	<input type="checkbox"/>
9193	Skills Sector Enhancement Program—Additional Financing	3.00	28 Mar 2018	<input type="checkbox"/>	<input type="checkbox"/>	<input checked="" type="checkbox"/>	<input type="checkbox"/>	<input type="checkbox"/>
Subtotal		12.50						
Tajikistan								
9171	Improved Maternal and Child Health through Connectivity	2.50	7 Mar 2013	<input checked="" type="checkbox"/>	<input type="checkbox"/>	<input type="checkbox"/>	<input type="checkbox"/>	<input type="checkbox"/>
9188	Water Resources Management in Pyanj River Basin	3.00	28 Sep 2016	<input type="checkbox"/>	<input checked="" type="checkbox"/>	<input type="checkbox"/>	<input type="checkbox"/>	<input type="checkbox"/>
Subtotal		5.50						
Thailand								
9179	Community-Based Flood Risk Management and Disaster Response in the Chao Phraya Basin	2.00	22 Oct 2014	<input type="checkbox"/>	<input checked="" type="checkbox"/>	<input type="checkbox"/>	<input type="checkbox"/>	<input type="checkbox"/>
Subtotal		2.00						
Timor-Leste								
9142	Our Roads, Our Future—Supporting Local Governance and Community-Based Infrastructure Works	3.00	20 Nov 2009	<input checked="" type="checkbox"/>	<input type="checkbox"/>	<input type="checkbox"/>	<input type="checkbox"/>	<input type="checkbox"/>
Subtotal		3.00						
Vanuatu								
9181	Cyclone Pam School Reconstruction	5.00	16 Nov 2015	<input type="checkbox"/>	<input checked="" type="checkbox"/>	<input type="checkbox"/>	<input type="checkbox"/>	<input type="checkbox"/>
Subtotal		5.00						

continued on next page

Appendix 2 continued

JFPR No.	Title	Amount (\$ million)	ADB Approval	Status of Implementation ^a				
				A	B	C	D	E
Viet Nam								
9140	Formalizing Microfinance Institutions	1.50	5 Oct 2009	<input checked="" type="checkbox"/>	<input type="checkbox"/>	<input type="checkbox"/>	<input type="checkbox"/>	<input type="checkbox"/>
9199	Skills and Knowledge for Inclusive Economic Growth	3.00	11 Dec 2018	<input type="checkbox"/>	<input type="checkbox"/>	<input type="checkbox"/>	<input checked="" type="checkbox"/>	<input type="checkbox"/>
9200	Second Health Human Resources Development	3.00	12 Dec 2018	<input type="checkbox"/>	<input type="checkbox"/>	<input type="checkbox"/>	<input checked="" type="checkbox"/>	<input type="checkbox"/>
Subtotal		7.50						
Regional								
9151	Social Protection of the Vulnerable in the Pacific (Cook Islands, Marshall Islands, and Tonga)	3.00	13 Sep 2010	<input checked="" type="checkbox"/>	<input type="checkbox"/>	<input type="checkbox"/>	<input type="checkbox"/>	<input type="checkbox"/>
9158	Improving Gender-Inclusive Access to Clean and Renewable Energy in Bhutan, Nepal, and Sri Lanka	3.00	18 Mar 2011	<input checked="" type="checkbox"/>	<input type="checkbox"/>	<input type="checkbox"/>	<input type="checkbox"/>	<input type="checkbox"/>
9160	Developing Sustainable Alternative Livelihoods in Coastal Fishing Communities in the Coral Triangle: Indonesia and the Philippines	2.00	2 Nov 2011	<input type="checkbox"/>	<input checked="" type="checkbox"/>	<input type="checkbox"/>	<input type="checkbox"/>	<input type="checkbox"/>
9173	Greater Mekong Subregion: Livelihood Support for Corridor Towns	2.50	21 May 2013	<input type="checkbox"/>	<input checked="" type="checkbox"/>	<input type="checkbox"/>	<input type="checkbox"/>	<input type="checkbox"/>
Subtotal		10.50						
Total Grants (2009–2018)		255.95						

TECHNICAL ASSISTANCE**Afghanistan**

7637	Power Sector Master Plan	1.50	6 Nov 2010	<input checked="" type="checkbox"/>	<input type="checkbox"/>	<input type="checkbox"/>	<input type="checkbox"/>	<input type="checkbox"/>
9273	Arghandab Integrated Water Resources Development Investment Program	2.00	8 Dec 2016	<input type="checkbox"/>	<input checked="" type="checkbox"/>	<input type="checkbox"/>	<input type="checkbox"/>	<input type="checkbox"/>
Subtotal		3.50						

Armenia

8875	Solid Waste Management Solutions for Remote and Small Communities	0.55	28 Jan 2015	<input checked="" type="checkbox"/>	<input type="checkbox"/>	<input type="checkbox"/>	<input type="checkbox"/>	<input type="checkbox"/>
9254	Second Water Supply and Sanitation Sector	2.00	5 Dec 2016	<input checked="" type="checkbox"/>	<input type="checkbox"/>	<input type="checkbox"/>	<input type="checkbox"/>	<input type="checkbox"/>
Subtotal		2.55						

Bangladesh

7720	Support to Local Government Engineering Department in Institutionalizing Women's Benefits from Rural Infrastructure Initiatives	0.50	3 Dec 2010	<input checked="" type="checkbox"/>	<input type="checkbox"/>	<input type="checkbox"/>	<input type="checkbox"/>	<input type="checkbox"/>
7890	Strengthening the Resilience of the Urban Water Supply, Drainage, and Sanitation to Climate Change in Coastal Towns	0.70	18 Oct 2011	<input checked="" type="checkbox"/>	<input type="checkbox"/>	<input type="checkbox"/>	<input type="checkbox"/>	<input type="checkbox"/>
7979	Strategic Master Plan for Chittagong Port	1.00	14 Dec 2011	<input checked="" type="checkbox"/>	<input type="checkbox"/>	<input type="checkbox"/>	<input type="checkbox"/>	<input type="checkbox"/>
7989	Skills for Employment	0.70	14 Dec 2011	<input checked="" type="checkbox"/>	<input type="checkbox"/>	<input type="checkbox"/>	<input type="checkbox"/>	<input type="checkbox"/>
8054	Main River Flood and Bank Erosion Risk Management Program	1.20	21 Feb 2012	<input checked="" type="checkbox"/>	<input type="checkbox"/>	<input type="checkbox"/>	<input type="checkbox"/>	<input type="checkbox"/>
8072	Transit-Oriented Development and Improved Traffic Management in Gazipur City Corporation	1.00	17 Apr 2012	<input checked="" type="checkbox"/>	<input type="checkbox"/>	<input type="checkbox"/>	<input type="checkbox"/>	<input type="checkbox"/>
8128	Coastal Towns Infrastructure Improvement Project	0.90	6 Aug 2012	<input checked="" type="checkbox"/>	<input type="checkbox"/>	<input type="checkbox"/>	<input type="checkbox"/>	<input type="checkbox"/>

continued on next page

Appendix 2 continued

JFPR No.	Title	Amount (\$ million)	ADB Approval	Status of Implementation ^a				
				A	B	C	D	E
8144	Capacity Building for Disaster Risk Finance	0.50	28 Aug 2012	<input checked="" type="checkbox"/>	<input type="checkbox"/>	<input type="checkbox"/>	<input type="checkbox"/>	<input type="checkbox"/>
8221	Institutional Strengthening of the Roads and Highways Department	1.50	22 Nov 2012	<input checked="" type="checkbox"/>	<input type="checkbox"/>	<input type="checkbox"/>	<input type="checkbox"/>	<input type="checkbox"/>
8228	Enhancing Efficiency of the Capital Market	0.75	28 Nov 2012	<input checked="" type="checkbox"/>	<input type="checkbox"/>	<input type="checkbox"/>	<input type="checkbox"/>	<input type="checkbox"/>
8436	Supporting Participation in the South Asia Subregional Economic Cooperation Trade Facilitation Program	1.50	20 Aug 2013	<input checked="" type="checkbox"/>	<input type="checkbox"/>	<input type="checkbox"/>	<input type="checkbox"/>	<input type="checkbox"/>
8803	Strengthening Monitoring and Enforcement in the Meghna River for Dhaka's Sustainable Water Supply	1.00	12 Dec 2014	<input type="checkbox"/>	<input checked="" type="checkbox"/>	<input type="checkbox"/>	<input type="checkbox"/>	<input type="checkbox"/>
8956	Capacity Building of Management in Education and Skills Programs	1.50	18 Sep 2015	<input type="checkbox"/>	<input checked="" type="checkbox"/>	<input type="checkbox"/>	<input type="checkbox"/>	<input type="checkbox"/>
9068	Strengthening Capacities of Small and Medium-Sized Enterprise Stakeholders to Access Bank Financing and Services	2.00	19 Jan 2016	<input type="checkbox"/>	<input type="checkbox"/>	<input checked="" type="checkbox"/>	<input type="checkbox"/>	<input type="checkbox"/>
9275	Supporting Fourth Primary Education Development Program	0.80	13 Dec 2016	<input checked="" type="checkbox"/>	<input type="checkbox"/>	<input type="checkbox"/>	<input type="checkbox"/>	<input type="checkbox"/>
9575	Institutionalizing Gender Equality Practices in the Local Government Engineering Department	2.00	27 Aug 2018	<input type="checkbox"/>	<input type="checkbox"/>	<input type="checkbox"/>	<input checked="" type="checkbox"/>	<input type="checkbox"/>
Subtotal		17.55						
Bhutan								
7887	Green Power Development Project II	1.00	10 Oct 2011	<input checked="" type="checkbox"/>	<input type="checkbox"/>	<input type="checkbox"/>	<input type="checkbox"/>	<input type="checkbox"/>
8076	Strengthening Royal Monetary Authority's Regulatory Capacity for Nonbank Financial Institutions	0.53	11 May 2012	<input checked="" type="checkbox"/>	<input type="checkbox"/>	<input type="checkbox"/>	<input type="checkbox"/>	<input type="checkbox"/>
8437	Supporting Participation in the South Asia Subregional Economic Cooperation Trade Facilitation Program	1.50	20 Aug 2013	<input checked="" type="checkbox"/>	<input type="checkbox"/>	<input type="checkbox"/>	<input type="checkbox"/>	<input type="checkbox"/>
8623	Adapting to Climate Change through Integrated Water Resources Management	1.50	28 Feb 2014	<input checked="" type="checkbox"/>	<input type="checkbox"/>	<input type="checkbox"/>	<input type="checkbox"/>	<input type="checkbox"/>
8712	Institutional Strengthening for Skills Development	0.75	1 Sep 2014	<input checked="" type="checkbox"/>	<input type="checkbox"/>	<input type="checkbox"/>	<input type="checkbox"/>	<input type="checkbox"/>
9005	South Asia Subregional Economic Cooperation Green Power Investment Program	1.50	3 Dec 2015	<input type="checkbox"/>	<input checked="" type="checkbox"/>	<input type="checkbox"/>	<input type="checkbox"/>	<input type="checkbox"/>
9016	Decentralized Coordination and Partnerships for Gender Equality Results	1.50	9 Dec 2015	<input type="checkbox"/>	<input checked="" type="checkbox"/>	<input type="checkbox"/>	<input type="checkbox"/>	<input type="checkbox"/>
Subtotal		8.28						
Cambodia								
8121	Capacity Development for Urban Management	0.70	18 Jul 2012	<input checked="" type="checkbox"/>	<input type="checkbox"/>	<input type="checkbox"/>	<input type="checkbox"/>	<input type="checkbox"/>
8188	Country Systems in Procurement and Financial Management	1.00	4 Oct 2012	<input checked="" type="checkbox"/>	<input type="checkbox"/>	<input type="checkbox"/>	<input type="checkbox"/>	<input type="checkbox"/>
8669	Strengthening Coordination for Management of Disasters	2.00	17 Jun 2014	<input type="checkbox"/>	<input checked="" type="checkbox"/>	<input type="checkbox"/>	<input type="checkbox"/>	<input type="checkbox"/>
8773	Capacity Development for Public-Private Partnerships	1.00	27 Nov 2014	<input checked="" type="checkbox"/>	<input type="checkbox"/>	<input type="checkbox"/>	<input type="checkbox"/>	<input type="checkbox"/>
8942	Strengthening Capacity Development for National Skills Development	1.00	13 Aug 2015	<input checked="" type="checkbox"/>	<input type="checkbox"/>	<input type="checkbox"/>	<input type="checkbox"/>	<input type="checkbox"/>
9182	Second Rural Water Supply and Sanitation Sector — Additional Financing	2.00	22 Sep 2016	<input type="checkbox"/>	<input checked="" type="checkbox"/>	<input type="checkbox"/>	<input type="checkbox"/>	<input type="checkbox"/>
9300	Institutional Capacity Building in the Road Sector	1.50	24 Feb 2017	<input type="checkbox"/>	<input checked="" type="checkbox"/>	<input type="checkbox"/>	<input type="checkbox"/>	<input type="checkbox"/>
9315	Strengthening Capacity for Improved Implementation of Externally Funded Projects in Cambodia	1.40	8 May 2017	<input type="checkbox"/>	<input checked="" type="checkbox"/>	<input type="checkbox"/>	<input type="checkbox"/>	<input type="checkbox"/>

continued on next page

Appendix 2 continued

JFPR No.	Title	Amount (\$ million)	ADB Approval	Status of Implementation ^a				
				A	B	C	D	E
9503	Supporting Sustainable Integrated Urban Public Transport Development	1.50	21 Feb 2018	<input type="checkbox"/>	<input type="checkbox"/>	<input checked="" type="checkbox"/>	<input type="checkbox"/>	<input type="checkbox"/>
9545	Agricultural Value Chain Infrastructure Improvement	1.50	29 Jun 2018	<input type="checkbox"/>	<input type="checkbox"/>	<input checked="" type="checkbox"/>	<input type="checkbox"/>	<input type="checkbox"/>
Subtotal		13.60						
Cook Islands								
7646	Public Finance Management and Public Sector Performance Review	0.30	12 Nov 2010	<input checked="" type="checkbox"/>	<input type="checkbox"/>	<input type="checkbox"/>	<input type="checkbox"/>	<input type="checkbox"/>
8439	Renewable Energy	0.50	4 Sep 2013	<input checked="" type="checkbox"/>	<input type="checkbox"/>	<input type="checkbox"/>	<input type="checkbox"/>	<input type="checkbox"/>
Subtotal		0.80						
India								
7625	Deepening Capacity Building for Mainstreaming Public-Private Partnerships	2.00	22 Oct 2010	<input checked="" type="checkbox"/>	<input type="checkbox"/>	<input type="checkbox"/>	<input type="checkbox"/>	<input type="checkbox"/>
7749	Capacity Development for Project Management of Infrastructure Development for Rural Livelihood Enhancement	1.00	29 Nov 2010	<input checked="" type="checkbox"/>	<input type="checkbox"/>	<input type="checkbox"/>	<input type="checkbox"/>	<input type="checkbox"/>
7771	Himachal Pradesh Clean Energy Transmission Investment Program	0.50	11 Jan 2011	<input checked="" type="checkbox"/>	<input type="checkbox"/>	<input type="checkbox"/>	<input type="checkbox"/>	<input type="checkbox"/>
7808	Development of the International Center for Application of Solar Energy Technologies	2.00	17 May 2011	<input checked="" type="checkbox"/>	<input type="checkbox"/>	<input type="checkbox"/>	<input type="checkbox"/>	<input type="checkbox"/>
7838	Capacity Building for North Eastern State Roads Sector	1.20	21 Jul 2011	<input checked="" type="checkbox"/>	<input type="checkbox"/>	<input type="checkbox"/>	<input type="checkbox"/>	<input type="checkbox"/>
7947	Introducing Best Practices for Septage Management	0.70	2 Dec 2011	<input checked="" type="checkbox"/>	<input type="checkbox"/>	<input type="checkbox"/>	<input type="checkbox"/>	<input type="checkbox"/>
8110	Institutional Development for Rural Roads Asset Management	1.30	12 Jul 2012	<input checked="" type="checkbox"/>	<input type="checkbox"/>	<input type="checkbox"/>	<input type="checkbox"/>	<input type="checkbox"/>
8279	Preparing the Bond Guarantee Fund for India	0.80	17 Dec 2012	<input checked="" type="checkbox"/>	<input type="checkbox"/>	<input type="checkbox"/>	<input type="checkbox"/>	<input type="checkbox"/>
8468	Capacity Building for Supporting Human Capital Development in Meghalaya	2.00	27 Sep 2013	<input type="checkbox"/>	<input checked="" type="checkbox"/>	<input type="checkbox"/>	<input type="checkbox"/>	<input type="checkbox"/>
8626	Capacity Building of the National Skill Development Agency	1.50	7 Mar 2014	<input checked="" type="checkbox"/>	<input type="checkbox"/>	<input type="checkbox"/>	<input type="checkbox"/>	<input type="checkbox"/>
8760	Capacity Building for the Additional Skill Acquisition Program	1.50	19 Nov 2014	<input type="checkbox"/>	<input checked="" type="checkbox"/>	<input type="checkbox"/>	<input type="checkbox"/>	<input type="checkbox"/>
8899	Strengthening Capacity of the National Urban Health Mission	2.00	28 May 2015	<input type="checkbox"/>	<input checked="" type="checkbox"/>	<input type="checkbox"/>	<input type="checkbox"/>	<input type="checkbox"/>
8949	Supporting the Preparation and Implementation of the Comprehensive Integrated Master Plan for the Vizag-Chennai Industrial Corridor	2.00	3 Sep 2015	<input type="checkbox"/>	<input checked="" type="checkbox"/>	<input type="checkbox"/>	<input type="checkbox"/>	<input type="checkbox"/>
9031	Supporting Rajasthan's Productive Clusters in the Delhi-Mumbai Industrial Corridor	1.00	9 Dec 2015	<input type="checkbox"/>	<input checked="" type="checkbox"/>	<input type="checkbox"/>	<input type="checkbox"/>	<input type="checkbox"/>
9330	Odisha Skill Development	2.00	21 Jun 2017	<input type="checkbox"/>	<input type="checkbox"/>	<input type="checkbox"/>	<input checked="" type="checkbox"/>	<input type="checkbox"/>
9595	Madhya Pradesh Skills Development	2.00	26 Sep 2018	<input type="checkbox"/>	<input type="checkbox"/>	<input type="checkbox"/>	<input checked="" type="checkbox"/>	<input type="checkbox"/>
Subtotal		23.50						
Indonesia								
7653	Strengthening National Public Procurement Processes	1.00	19 Nov 2010	<input checked="" type="checkbox"/>	<input type="checkbox"/>	<input type="checkbox"/>	<input type="checkbox"/>	<input type="checkbox"/>
7729	Capacity Development Assistance for Public-Private Partnerships	0.50	10 Dec 2010	<input checked="" type="checkbox"/>	<input type="checkbox"/>	<input type="checkbox"/>	<input type="checkbox"/>	<input type="checkbox"/>
7768	Institutional Strengthening for the Water Resources Sector	0.50	14 Dec 2010	<input checked="" type="checkbox"/>	<input type="checkbox"/>	<input type="checkbox"/>	<input type="checkbox"/>	<input type="checkbox"/>
7843	Strengthening Sanitation Planning and Efficiency Improvement	1.00	5 Aug 2011	<input checked="" type="checkbox"/>	<input type="checkbox"/>	<input type="checkbox"/>	<input type="checkbox"/>	<input type="checkbox"/>
7849	Water Resources and River Basin Management	1.80	18 Aug 2011	<input checked="" type="checkbox"/>	<input type="checkbox"/>	<input type="checkbox"/>	<input type="checkbox"/>	<input type="checkbox"/>

continued on next page

Appendix 2 continued

JFPR No.	Title	Amount (\$ million)	ADB Approval	Status of Implementation ^a				
				A	B	C	D	E
7871	Integrated Citarum Water Resources Management Investment Program Periodic Financing Request 2	1.50	23 Sep 2011	<input checked="" type="checkbox"/>	<input type="checkbox"/>	<input type="checkbox"/>	<input type="checkbox"/>	<input type="checkbox"/>
7909	Implementing Effective Climate Change Adaptation Policy	0.70	8 Nov 2011	<input checked="" type="checkbox"/>	<input type="checkbox"/>	<input type="checkbox"/>	<input type="checkbox"/>	<input type="checkbox"/>
7993	Metropolitan Sanitation Management and Health Project II	1.00	13 Dec 2011	<input checked="" type="checkbox"/>	<input type="checkbox"/>	<input type="checkbox"/>	<input type="checkbox"/>	<input type="checkbox"/>
8045	Improving Domestic Connectivity	0.50	12 Dec 2011	<input checked="" type="checkbox"/>	<input type="checkbox"/>	<input type="checkbox"/>	<input type="checkbox"/>	<input type="checkbox"/>
8057	Local Government Finance and Governance Reform	0.80	20 Feb 2012	<input checked="" type="checkbox"/>	<input type="checkbox"/>	<input type="checkbox"/>	<input type="checkbox"/>	<input type="checkbox"/>
8202	Fiscal Aspect of Social Security Reform	0.80	11 Oct 2012	<input checked="" type="checkbox"/>	<input type="checkbox"/>	<input type="checkbox"/>	<input type="checkbox"/>	<input type="checkbox"/>
8224	Improving Access to Finance in Aceh and North Sumatra	0.80	8 Nov 2012	<input checked="" type="checkbox"/>	<input type="checkbox"/>	<input type="checkbox"/>	<input type="checkbox"/>	<input type="checkbox"/>
8326	Enhancing Financial Sector Governance, Risk Management, and Depth	1.00	24 Jan 2013	<input checked="" type="checkbox"/>	<input type="checkbox"/>	<input type="checkbox"/>	<input type="checkbox"/>	<input type="checkbox"/>
9391	Leveraging Information and Communication Technology for Irrigated Agricultural Information	2.00	27 Sep 2017	<input type="checkbox"/>	<input checked="" type="checkbox"/>	<input type="checkbox"/>	<input type="checkbox"/>	<input type="checkbox"/>
9558	Impact of Adolescent Nutrition Support on Development Outcomes	2.00	8 Aug 2018	<input type="checkbox"/>	<input type="checkbox"/>	<input type="checkbox"/>	<input checked="" type="checkbox"/>	<input type="checkbox"/>
9609	Building Inclusive Social Assistance	2.00	9 Oct 2018	<input type="checkbox"/>	<input type="checkbox"/>	<input checked="" type="checkbox"/>	<input type="checkbox"/>	<input type="checkbox"/>
9678	Supporting the Advanced Knowledge and Skills for Sustainable Growth	1.15	11 Dec 2018	<input type="checkbox"/>	<input type="checkbox"/>	<input type="checkbox"/>	<input checked="" type="checkbox"/>	<input type="checkbox"/>
Subtotal		19.05						
Kazakhstan								
9522	Astana Integrated Water Master Plan	1.20	10 May 2018	<input type="checkbox"/>	<input checked="" type="checkbox"/>	<input type="checkbox"/>	<input type="checkbox"/>	<input type="checkbox"/>
Subtotal		1.20						
Kiribati								
8478	Enhancing Economic Competitiveness through State-Owned Enterprise Reform	0.80	8 Oct 2013	<input type="checkbox"/>	<input checked="" type="checkbox"/>	<input type="checkbox"/>	<input type="checkbox"/>	<input type="checkbox"/>
Subtotal		0.80						
Kyrgyz Republic								
8688	Strengthening the Enabling Environment for Public-Private Partnerships	1.00	21 Jul 2014	<input checked="" type="checkbox"/>	<input type="checkbox"/>	<input type="checkbox"/>	<input type="checkbox"/>	<input type="checkbox"/>
9390	Climate Resilience and Disaster Risk Reduction in Water Resources Management	1.10	27 Sep 2017	<input type="checkbox"/>	<input checked="" type="checkbox"/>	<input type="checkbox"/>	<input type="checkbox"/>	<input type="checkbox"/>
Subtotal		2.10						
Lao People's Democratic Republic								
7612	Support for Post-Private Sector and Small and Medium-Sized Enterprises Development Program Partnership Framework	1.00	27 Sep 2010	<input checked="" type="checkbox"/>	<input type="checkbox"/>	<input type="checkbox"/>	<input type="checkbox"/>	<input type="checkbox"/>
7624	Capacity Strengthening for Gender Mainstreaming in the Agriculture Sector	0.48	22 Oct 2010	<input checked="" type="checkbox"/>	<input type="checkbox"/>	<input type="checkbox"/>	<input type="checkbox"/>	<input type="checkbox"/>
7728	Rural Access Improvement Project Along the East-West Economic Corridor	1.20	14 Dec 2010	<input checked="" type="checkbox"/>	<input type="checkbox"/>	<input type="checkbox"/>	<input type="checkbox"/>	<input type="checkbox"/>
7866	Renewable Energy Development in Remote Communities	1.00	9 Sep 2011	<input checked="" type="checkbox"/>	<input type="checkbox"/>	<input type="checkbox"/>	<input type="checkbox"/>	<input type="checkbox"/>
7964	Vientiane Sustainable Urban Transport	0.70	12 Dec 2011	<input checked="" type="checkbox"/>	<input type="checkbox"/>	<input type="checkbox"/>	<input type="checkbox"/>	<input type="checkbox"/>
8086	Supporting Decentralized Rural Infrastructure Development	1.00	29 May 2012	<input checked="" type="checkbox"/>	<input type="checkbox"/>	<input type="checkbox"/>	<input type="checkbox"/>	<input type="checkbox"/>

continued on next page

Appendix 2 continued

JFPR No.	Title	Amount (\$ million)	ADB Approval	Status of Implementation ^a				
				A	B	C	D	E
8848	Strengthening Access to Finance for Micro, Small, and Medium-Sized Enterprises	1.50	17 Dec 2014	<input checked="" type="checkbox"/>	<input type="checkbox"/>	<input type="checkbox"/>	<input type="checkbox"/>	<input type="checkbox"/>
9115	Strengthening Capacity to Develop the Employment Service System	1.50	13 May 2016	<input type="checkbox"/>	<input checked="" type="checkbox"/>	<input type="checkbox"/>	<input type="checkbox"/>	<input type="checkbox"/>
9190	Strengthening Capacity for Health Sector Governance Reforms	2.00	29 Sep 2016	<input checked="" type="checkbox"/>	<input type="checkbox"/>	<input type="checkbox"/>	<input type="checkbox"/>	<input type="checkbox"/>
9323	Sustainable Rural Infrastructure and Watershed Management Sector	1.50	31 May 2017	<input type="checkbox"/>	<input checked="" type="checkbox"/>	<input type="checkbox"/>	<input type="checkbox"/>	<input type="checkbox"/>
Subtotal		11.88						
Maldives								
8525	Enhancing Tax Administration Capacity	0.85	4 Dec 2013	<input checked="" type="checkbox"/>	<input type="checkbox"/>	<input type="checkbox"/>	<input type="checkbox"/>	<input type="checkbox"/>
Subtotal		0.85						
Micronesia, Federated States of								
7927	Strengthening Infrastructure Planning and Implementation	0.70	23 Nov 2011	<input checked="" type="checkbox"/>	<input type="checkbox"/>	<input type="checkbox"/>	<input type="checkbox"/>	<input type="checkbox"/>
8143	Pohnpei Port Development Project	0.60	23 Aug 2012	<input checked="" type="checkbox"/>	<input type="checkbox"/>	<input type="checkbox"/>	<input type="checkbox"/>	<input type="checkbox"/>
Subtotal		1.30						
Mongolia								
7571	Reforming Higher Education for a Knowledge Society	0.40	4 Aug 2010	<input checked="" type="checkbox"/>	<input type="checkbox"/>	<input type="checkbox"/>	<input type="checkbox"/>	<input type="checkbox"/>
7591	Ulaanbaatar Water and Sanitation Services and Planning Improvement	0.60	3 Sep 2010	<input checked="" type="checkbox"/>	<input type="checkbox"/>	<input type="checkbox"/>	<input type="checkbox"/>	<input type="checkbox"/>
7619	Updating the Energy Sector Development Plan	1.00	19 Oct 2010	<input checked="" type="checkbox"/>	<input type="checkbox"/>	<input type="checkbox"/>	<input type="checkbox"/>	<input type="checkbox"/>
7844	Road Sector Capacity Development	2.00	11 Aug 2011	<input checked="" type="checkbox"/>	<input type="checkbox"/>	<input type="checkbox"/>	<input type="checkbox"/>	<input type="checkbox"/>
7882	Fifth Health Sector Development	0.70	7 Oct 2011	<input checked="" type="checkbox"/>	<input type="checkbox"/>	<input type="checkbox"/>	<input type="checkbox"/>	<input type="checkbox"/>
7970	Ulaanbaatar Urban Services and Ger Areas Development Investment Program	1.50	13 Dec 2011	<input checked="" type="checkbox"/>	<input type="checkbox"/>	<input type="checkbox"/>	<input type="checkbox"/>	<input type="checkbox"/>
8080	Logistics Capacity Development	0.90	22 May 2012	<input checked="" type="checkbox"/>	<input type="checkbox"/>	<input type="checkbox"/>	<input type="checkbox"/>	<input type="checkbox"/>
8212	Ulaanbaatar Urban Transport Capacity Development	1.00	8 Nov 2012	<input checked="" type="checkbox"/>	<input type="checkbox"/>	<input type="checkbox"/>	<input type="checkbox"/>	<input type="checkbox"/>
8241	Promoting Inclusive Growth	1.00	6 Dec 2012	<input checked="" type="checkbox"/>	<input type="checkbox"/>	<input type="checkbox"/>	<input type="checkbox"/>	<input type="checkbox"/>
8299	Reforms in Technical and Vocational Education and Training in Mongolia	1.00	19 Dec 2012	<input checked="" type="checkbox"/>	<input type="checkbox"/>	<input type="checkbox"/>	<input type="checkbox"/>	<input type="checkbox"/>
8466	Strengthening the Health Insurance System	1.50	25 Sep 2013	<input checked="" type="checkbox"/>	<input type="checkbox"/>	<input type="checkbox"/>	<input type="checkbox"/>	<input type="checkbox"/>
8467	Ulaanbaatar Urban Planning Improvement	1.50	1 Oct 2013	<input checked="" type="checkbox"/>	<input type="checkbox"/>	<input type="checkbox"/>	<input type="checkbox"/>	<input type="checkbox"/>
8560	Tuul River Improvement	1.00	13 Dec 2013	<input checked="" type="checkbox"/>	<input type="checkbox"/>	<input type="checkbox"/>	<input type="checkbox"/>	<input type="checkbox"/>
8649	Energy Efficiency and Urban Environment Improvement	2.00	12 May 2014	<input checked="" type="checkbox"/>	<input type="checkbox"/>	<input type="checkbox"/>	<input type="checkbox"/>	<input type="checkbox"/>
8742	Transparency and Efficiency in Public Financial Management	1.10	29 Oct 2014	<input checked="" type="checkbox"/>	<input type="checkbox"/>	<input type="checkbox"/>	<input type="checkbox"/>	<input type="checkbox"/>
8802	Strategic Planning for Peatlands	0.40	12 Dec 2014	<input checked="" type="checkbox"/>	<input type="checkbox"/>	<input type="checkbox"/>	<input type="checkbox"/>	<input type="checkbox"/>
8850	Ensuring Inclusiveness and Service Delivery for Persons with Disabilities	1.00	12 Dec 2014	<input checked="" type="checkbox"/>	<input type="checkbox"/>	<input type="checkbox"/>	<input type="checkbox"/>	<input type="checkbox"/>
8874	Sustainable Forest Management to Improve Livelihood of Local Communities	2.00	13 Jan 2015	<input checked="" type="checkbox"/>	<input type="checkbox"/>	<input type="checkbox"/>	<input type="checkbox"/>	<input type="checkbox"/>
8931	Education Sector Development	1.00	16 Jul 2015	<input checked="" type="checkbox"/>	<input type="checkbox"/>	<input type="checkbox"/>	<input type="checkbox"/>	<input type="checkbox"/>

continued on next page

Appendix 2 continued

JFPR No.	Title	Amount (\$ million)	ADB Approval	Status of Implementation ^a				
				A	B	C	D	E
8939	Concessions for Ulaanbaatar's Municipal Services	0.70	11 Aug 2015	<input checked="" type="checkbox"/>	<input type="checkbox"/>	<input type="checkbox"/>	<input type="checkbox"/>	<input type="checkbox"/>
8960	Supporting Agriculture Value Chain	2.00	23 Sep 2015	<input type="checkbox"/>	<input checked="" type="checkbox"/>	<input type="checkbox"/>	<input type="checkbox"/>	<input type="checkbox"/>
8970	Improving Access to Health Services for Disadvantaged Groups	1.00	2 Oct 2015	<input type="checkbox"/>	<input checked="" type="checkbox"/>	<input type="checkbox"/>	<input type="checkbox"/>	<input type="checkbox"/>
9030	Ulaanbaatar Affordable Housing and Urban Renewal	1.00	10 Dec 2015	<input checked="" type="checkbox"/>	<input type="checkbox"/>	<input type="checkbox"/>	<input type="checkbox"/>	<input type="checkbox"/>
9201	Gender-Responsive Sector and Local Development Policies and Actions	0.70	5 Oct 2016	<input type="checkbox"/>	<input checked="" type="checkbox"/>	<input type="checkbox"/>	<input type="checkbox"/>	<input type="checkbox"/>
9216	Sustaining Access to and Quality of Education during Economic Difficulties	0.80	3 Nov 2016	<input type="checkbox"/>	<input checked="" type="checkbox"/>	<input type="checkbox"/>	<input type="checkbox"/>	<input type="checkbox"/>
9230	Sustainable Tourism Development Project	1.10	14 Nov 2016	<input type="checkbox"/>	<input checked="" type="checkbox"/>	<input type="checkbox"/>	<input type="checkbox"/>	<input type="checkbox"/>
9233	Conservation of Forest Genetic Resources	0.50	18 Nov 2016	<input checked="" type="checkbox"/>	<input type="checkbox"/>	<input type="checkbox"/>	<input type="checkbox"/>	<input type="checkbox"/>
9376	Supporting the Development of an Education Sector Master Plan	0.60	15 Sep 2017	<input type="checkbox"/>	<input checked="" type="checkbox"/>	<input type="checkbox"/>	<input type="checkbox"/>	<input type="checkbox"/>
9386	Development of the Health Sector Master Plan, 2019–2027	1.00	21 Sep 2017	<input type="checkbox"/>	<input checked="" type="checkbox"/>	<input type="checkbox"/>	<input type="checkbox"/>	<input type="checkbox"/>
9440	Implementing Innovative Approaches for Improved Water Governance	1.00	5 Dec 2017	<input type="checkbox"/>	<input checked="" type="checkbox"/>	<input type="checkbox"/>	<input type="checkbox"/>	<input type="checkbox"/>
9451	Preparing the Aimag and Soum Centers Regional Development Investment Program	1.50	5 Dec 2017	<input type="checkbox"/>	<input checked="" type="checkbox"/>	<input type="checkbox"/>	<input type="checkbox"/>	<input type="checkbox"/>
9591	Green Urban Planning	0.60	18 Sep 2018	<input type="checkbox"/>	<input type="checkbox"/>	<input checked="" type="checkbox"/>	<input type="checkbox"/>	<input type="checkbox"/>
9666	Human Settlements Development Program	2.00	6 Dec 2018	<input type="checkbox"/>	<input type="checkbox"/>	<input type="checkbox"/>	<input checked="" type="checkbox"/>	<input type="checkbox"/>
9701	Improving Health Care Financing for Universal Health Coverage	1.00	24 Dec 2018	<input type="checkbox"/>	<input type="checkbox"/>	<input checked="" type="checkbox"/>	<input type="checkbox"/>	<input type="checkbox"/>
Subtotal		37.10						
Myanmar								
8190	Trade Facilitation Support for ASEAN Economic Community Blueprint Implementation (Myanmar)	0.23	8 Oct 2012	<input checked="" type="checkbox"/>	<input type="checkbox"/>	<input type="checkbox"/>	<input type="checkbox"/>	<input type="checkbox"/>
8327	Developing the Asset Management Program for Myanmar Roads	1.36	20 Feb 2013	<input checked="" type="checkbox"/>	<input type="checkbox"/>	<input type="checkbox"/>	<input type="checkbox"/>	<input type="checkbox"/>
8330	Greater Mekong Subregion East–West Economic Corridor Eindu to Kawkaik Road Improvement	1.50	21 Feb 2013	<input checked="" type="checkbox"/>	<input type="checkbox"/>	<input type="checkbox"/>	<input type="checkbox"/>	<input type="checkbox"/>
8342	Power Transmission and Distribution Improvement	1.50	22 Mar 2013	<input checked="" type="checkbox"/>	<input type="checkbox"/>	<input type="checkbox"/>	<input type="checkbox"/>	<input type="checkbox"/>
8356	Institutional Strengthening of National Energy Management Committee in Energy Policy and Planning	1.35	24 Apr 2013	<input checked="" type="checkbox"/>	<input type="checkbox"/>	<input type="checkbox"/>	<input type="checkbox"/>	<input type="checkbox"/>
8377	Capacity Development of the National Statistical System	1.20	6 Jun 2013	<input type="checkbox"/>	<input checked="" type="checkbox"/>	<input type="checkbox"/>	<input type="checkbox"/>	<input type="checkbox"/>
8456	Transformation of Urban Management	2.00	20 Sep 2013	<input checked="" type="checkbox"/>	<input type="checkbox"/>	<input type="checkbox"/>	<input type="checkbox"/>	<input type="checkbox"/>
8634	Skills Development for Inclusive Growth	2.00	2 Apr 2014	<input checked="" type="checkbox"/>	<input type="checkbox"/>	<input type="checkbox"/>	<input type="checkbox"/>	<input type="checkbox"/>
8651	Strengthening Institutions for a Better Investment Climate	1.50	14 May 2014	<input type="checkbox"/>	<input checked="" type="checkbox"/>	<input type="checkbox"/>	<input type="checkbox"/>	<input type="checkbox"/>
8657	Off-Grid Renewable Energy Demonstration	2.00	23 May 2014	<input checked="" type="checkbox"/>	<input type="checkbox"/>	<input type="checkbox"/>	<input type="checkbox"/>	<input type="checkbox"/>
8987	Improving Road Network Management and Safety	2.00	9 Nov 2015	<input checked="" type="checkbox"/>	<input type="checkbox"/>	<input type="checkbox"/>	<input type="checkbox"/>	<input type="checkbox"/>
9074	Capacity Development for Project Implementation	2.00	29 Jan 2016	<input type="checkbox"/>	<input checked="" type="checkbox"/>	<input type="checkbox"/>	<input type="checkbox"/>	<input type="checkbox"/>
9314	Second Greater Mekong Subregion Highway Modernization	2.00	29 Sep 2017	<input type="checkbox"/>	<input checked="" type="checkbox"/>	<input type="checkbox"/>	<input type="checkbox"/>	<input type="checkbox"/>
Subtotal		20.64						

continued on next page

Appendix 2 continued

JFPR No.	Title	Amount (\$ million)	ADB Approval	Status of Implementation ^a				
				A	B	C	D	E
Nepal								
7573	Decentralized Rural Infrastructure and Livelihood Project II	0.50	9 Aug 2010	<input checked="" type="checkbox"/>	<input type="checkbox"/>	<input type="checkbox"/>	<input type="checkbox"/>	<input type="checkbox"/>
7590	Preparing Hydropower Development for Energy Crisis	2.00	2 Sep 2010	<input checked="" type="checkbox"/>	<input type="checkbox"/>	<input type="checkbox"/>	<input type="checkbox"/>	<input type="checkbox"/>
7666	Energy Access and Efficiency Improvement Project II	0.60	26 Nov 2010	<input checked="" type="checkbox"/>	<input type="checkbox"/>	<input type="checkbox"/>	<input type="checkbox"/>	<input type="checkbox"/>
7727	Integrated Urban Development	0.80	13 Dec 2010	<input checked="" type="checkbox"/>	<input type="checkbox"/>	<input type="checkbox"/>	<input type="checkbox"/>	<input type="checkbox"/>
7777	Improving Access to Finance Sector Development Program	0.60	27 Jan 2011	<input checked="" type="checkbox"/>	<input type="checkbox"/>	<input type="checkbox"/>	<input type="checkbox"/>	<input type="checkbox"/>
7936	Kathmandu Valley Urban Environment Improvement	0.70	1 Dec 2011	<input checked="" type="checkbox"/>	<input type="checkbox"/>	<input type="checkbox"/>	<input type="checkbox"/>	<input type="checkbox"/>
7992	Skills Development	0.50	9 Dec 2011	<input checked="" type="checkbox"/>	<input type="checkbox"/>	<input type="checkbox"/>	<input type="checkbox"/>	<input type="checkbox"/>
8050	Bagmati River Basin Improvement	0.80	24 Jan 2012	<input checked="" type="checkbox"/>	<input type="checkbox"/>	<input type="checkbox"/>	<input type="checkbox"/>	<input type="checkbox"/>
8329	Support for Sustainable Energy Management and Reforms	1.50	21 Feb 2013	<input checked="" type="checkbox"/>	<input type="checkbox"/>	<input type="checkbox"/>	<input type="checkbox"/>	<input type="checkbox"/>
8412	South Asia Subregional Economic Cooperation Power System Expansion	1.00	30 Jul 2013	<input checked="" type="checkbox"/>	<input type="checkbox"/>	<input type="checkbox"/>	<input type="checkbox"/>	<input type="checkbox"/>
8442	Supporting Participation in the South Asia Subregional Economic Cooperation Trade Facilitation Program	1.50	2 Sep 2013	<input checked="" type="checkbox"/>	<input type="checkbox"/>	<input type="checkbox"/>	<input type="checkbox"/>	<input type="checkbox"/>
9334	Strengthening the Capacity of Nepal's Energy Sector to Deliver Gender Equality and Social Inclusion Results	2.00	29 Jun 2017	<input type="checkbox"/>	<input checked="" type="checkbox"/>	<input type="checkbox"/>	<input type="checkbox"/>	<input type="checkbox"/>
9346	South Asia Subregional Economic Cooperation Customs Reform and Modernization for Trade Facilitation	1.00	24 Jul 2017	<input type="checkbox"/>	<input checked="" type="checkbox"/>	<input type="checkbox"/>	<input type="checkbox"/>	<input type="checkbox"/>
Subtotal		13.50						
Pakistan								
8800	Balochistan Water Resources Development	1.10	15 Dec 2014	<input checked="" type="checkbox"/>	<input type="checkbox"/>	<input type="checkbox"/>	<input type="checkbox"/>	<input type="checkbox"/>
9223	Provincial Strategy for Inclusive and Sustainable Urban Growth	2.00	7 Nov 2016	<input type="checkbox"/>	<input checked="" type="checkbox"/>	<input type="checkbox"/>	<input type="checkbox"/>	<input type="checkbox"/>
9255	Institutional Transformation of the Punjab Irrigation Department to a Water Resources Department	2.00	5 Dec 2016	<input type="checkbox"/>	<input type="checkbox"/>	<input checked="" type="checkbox"/>	<input type="checkbox"/>	<input type="checkbox"/>
9576	Climate Resilient Water Resources Management	2.00	31 Aug 2018	<input type="checkbox"/>	<input type="checkbox"/>	<input checked="" type="checkbox"/>	<input type="checkbox"/>	<input type="checkbox"/>
Subtotal		7.10						
Papua New Guinea								
7782	Facilitating Public-Private Partnerships	0.80	23 Feb 2011	<input checked="" type="checkbox"/>	<input type="checkbox"/>	<input type="checkbox"/>	<input type="checkbox"/>	<input type="checkbox"/>
7869	Maritime and Waterways Safety	0.60	20 Sep 2011	<input checked="" type="checkbox"/>	<input type="checkbox"/>	<input type="checkbox"/>	<input type="checkbox"/>	<input type="checkbox"/>
Subtotal		1.40						
Philippines								
7716	Decentralized Framework for Sustainable Natural Resources and Rural Infrastructure Management	1.30	17 Dec 2010	<input checked="" type="checkbox"/>	<input type="checkbox"/>	<input type="checkbox"/>	<input type="checkbox"/>	<input type="checkbox"/>
7733	Support for Social Protection Reform	1.40	13 Dec 2010	<input checked="" type="checkbox"/>	<input type="checkbox"/>	<input type="checkbox"/>	<input type="checkbox"/>	<input type="checkbox"/>
7806	Results-Oriented Strategic Planning and Development Management for Inclusive Growth	1.00	13 Apr 2011	<input checked="" type="checkbox"/>	<input type="checkbox"/>	<input type="checkbox"/>	<input type="checkbox"/>	<input type="checkbox"/>
7809	Support to Local Government Revenue Generation and Land Administration Reforms	1.50	19 May 2011	<input checked="" type="checkbox"/>	<input type="checkbox"/>	<input type="checkbox"/>	<input type="checkbox"/>	<input type="checkbox"/>
7870	Strengthening Institutions for an Improved Investment Climate	1.00	26 Sep 2011	<input checked="" type="checkbox"/>	<input type="checkbox"/>	<input type="checkbox"/>	<input type="checkbox"/>	<input type="checkbox"/>
8038	Capacity Development of Financial Regulators	1.00	16 Dec 2011	<input checked="" type="checkbox"/>	<input type="checkbox"/>	<input type="checkbox"/>	<input type="checkbox"/>	<input type="checkbox"/>

continued on next page

Appendix 2 continued

JFPR No.	Title	Amount (\$ million)	ADB Approval	Status of Implementation ^a				
				A	B	C	D	E
8195	Davao Sustainable Urban Transport	1.00	19 Oct 2012	<input checked="" type="checkbox"/>	<input type="checkbox"/>	<input type="checkbox"/>	<input type="checkbox"/>	<input type="checkbox"/>
8258	Capacity Building for Microinsurance	1.00	11 Dec 2012	<input checked="" type="checkbox"/>	<input type="checkbox"/>	<input type="checkbox"/>	<input type="checkbox"/>	<input type="checkbox"/>
8354	Supporting Capacity Development for the Bureau of Internal Revenue	1.00	12 Apr 2013	<input checked="" type="checkbox"/>	<input type="checkbox"/>	<input type="checkbox"/>	<input type="checkbox"/>	<input type="checkbox"/>
8493	Climate Resilience and Green Growth in Critical Watersheds	1.75	25 Oct 2013	<input checked="" type="checkbox"/>	<input type="checkbox"/>	<input type="checkbox"/>	<input type="checkbox"/>	<input type="checkbox"/>
8590	Enhancing Capacities for the KALAHI-CIDSS National Community-Driven Development	1.50	18 Dec 2013	<input type="checkbox"/>	<input checked="" type="checkbox"/>	<input type="checkbox"/>	<input type="checkbox"/>	<input type="checkbox"/>
8650	Strengthening Evaluation and Fiscal Cost Management of Public-Private Partnerships	2.00	15 May 2014	<input checked="" type="checkbox"/>	<input type="checkbox"/>	<input type="checkbox"/>	<input type="checkbox"/>	<input type="checkbox"/>
8718	Strengthening Treasury Operations and Capital Market Reform	0.50	17 Sep 2014	<input checked="" type="checkbox"/>	<input type="checkbox"/>	<input type="checkbox"/>	<input type="checkbox"/>	<input type="checkbox"/>
9004	Implementing the Senior High School Support Program	1.50	3 Dec 2015	<input type="checkbox"/>	<input checked="" type="checkbox"/>	<input type="checkbox"/>	<input type="checkbox"/>	<input type="checkbox"/>
9570	Railway Projects Implementation Support and Institutional Strengthening	2.00	22 Aug 2018	<input type="checkbox"/>	<input type="checkbox"/>	<input checked="" type="checkbox"/>	<input type="checkbox"/>	<input type="checkbox"/>
Subtotal		19.45						
Solomon Islands								
7715	Supporting Transport Sector Development	0.80	15 Dec 2010	<input checked="" type="checkbox"/>	<input type="checkbox"/>	<input type="checkbox"/>	<input type="checkbox"/>	<input type="checkbox"/>
8217	Strengthening Country Safeguard Systems in the Transport Sector	0.60	16 Nov 2012	<input checked="" type="checkbox"/>	<input type="checkbox"/>	<input type="checkbox"/>	<input type="checkbox"/>	<input type="checkbox"/>
Subtotal		1.40						
Sri Lanka								
7600	Multimodal Transport	1.00	17 Sep 2010	<input checked="" type="checkbox"/>	<input type="checkbox"/>	<input type="checkbox"/>	<input type="checkbox"/>	<input type="checkbox"/>
7659	Lagging Local Authorities Infrastructure Development	0.70	23 Nov 2010	<input checked="" type="checkbox"/>	<input type="checkbox"/>	<input type="checkbox"/>	<input type="checkbox"/>	<input type="checkbox"/>
7746	Technical Education and Vocational Training Sector Development	0.80	10 Dec 2010	<input checked="" type="checkbox"/>	<input type="checkbox"/>	<input type="checkbox"/>	<input type="checkbox"/>	<input type="checkbox"/>
9080	Cluster Development and Small and Medium-Sized Enterprise Finance Innovation	2.00	15 Feb 2016	<input type="checkbox"/>	<input checked="" type="checkbox"/>	<input type="checkbox"/>	<input type="checkbox"/>	<input type="checkbox"/>
9161	National Port Master Plan	1.50	29 Aug 2016	<input type="checkbox"/>	<input checked="" type="checkbox"/>	<input type="checkbox"/>	<input type="checkbox"/>	<input type="checkbox"/>
9213	Developing the Capital Market	0.50	26 Oct 2016	<input type="checkbox"/>	<input checked="" type="checkbox"/>	<input type="checkbox"/>	<input type="checkbox"/>	<input type="checkbox"/>
9597	Supporting Trade Logistics Facilitation	1.25	27 Sep 2018	<input type="checkbox"/>	<input type="checkbox"/>	<input checked="" type="checkbox"/>	<input type="checkbox"/>	<input type="checkbox"/>
Subtotal		7.75						
Tajikistan								
8394	Access to Green Finance	0.75	25 Jun 2013	<input type="checkbox"/>	<input checked="" type="checkbox"/>	<input type="checkbox"/>	<input type="checkbox"/>	<input type="checkbox"/>
8546	Strengthening Private Sector Participation in Technical and Vocational Education and Training	0.70	10 Dec 2013	<input checked="" type="checkbox"/>	<input type="checkbox"/>	<input type="checkbox"/>	<input type="checkbox"/>	<input type="checkbox"/>
8557	Investment Climate Reforms	1.00	13 Dec 2013	<input type="checkbox"/>	<input checked="" type="checkbox"/>	<input type="checkbox"/>	<input type="checkbox"/>	<input type="checkbox"/>
9183	Water Resources Management in Pyanj River Basin	2.00	28 Sep 2016	<input type="checkbox"/>	<input checked="" type="checkbox"/>	<input type="checkbox"/>	<input type="checkbox"/>	<input type="checkbox"/>
Subtotal		4.45						

continued on next page

Appendix 2 continued

JFPR No.	Title	Amount (\$ million)	ADB Approval	Status of Implementation ^a				
				A	B	C	D	E
Thailand								
7998	Development of a Strategic Framework for Financial Inclusion	1.50	15 Dec 2011	<input checked="" type="checkbox"/>	<input type="checkbox"/>	<input type="checkbox"/>	<input type="checkbox"/>	<input type="checkbox"/>
8194	Accounting and Financial Management System Reform of Thailand's Railway Sector	0.95	19 Oct 2012	<input checked="" type="checkbox"/>	<input type="checkbox"/>	<input type="checkbox"/>	<input type="checkbox"/>	<input type="checkbox"/>
8267	Strengthening Integrated Water and Flood Management Implementation	1.50	11 Dec 2012	<input checked="" type="checkbox"/>	<input type="checkbox"/>	<input type="checkbox"/>	<input type="checkbox"/>	<input type="checkbox"/>
9010	Strengthening Specialized and Semi-Formal Financial Institutions to Support Financial Inclusion	1.50	8 Dec 2015	<input type="checkbox"/>	<input checked="" type="checkbox"/>	<input type="checkbox"/>	<input type="checkbox"/>	<input type="checkbox"/>
9204	Strengthening Integrated Water Resource Planning and Management at River Basin Level	1.00	14 Oct 2016	<input type="checkbox"/>	<input checked="" type="checkbox"/>	<input type="checkbox"/>	<input type="checkbox"/>	<input type="checkbox"/>
Subtotal		6.45						
Timor-Leste								
7698	Supporting Road Network Development	0.23	13 Dec 2010	<input checked="" type="checkbox"/>	<input type="checkbox"/>	<input type="checkbox"/>	<input type="checkbox"/>	<input type="checkbox"/>
7741	Support for Effective Aid Management	0.60	14 Dec 2010	<input checked="" type="checkbox"/>	<input type="checkbox"/>	<input type="checkbox"/>	<input type="checkbox"/>	<input type="checkbox"/>
8256	Preparing for Regional Economic Integration	0.85	10 Dec 2012	<input checked="" type="checkbox"/>	<input type="checkbox"/>	<input type="checkbox"/>	<input type="checkbox"/>	<input type="checkbox"/>
Subtotal		1.68						
Tonga								
7940	Outer Island Renewable Energy	0.50	2 Dec 2011	<input checked="" type="checkbox"/>	<input type="checkbox"/>	<input type="checkbox"/>	<input type="checkbox"/>	<input type="checkbox"/>
Subtotal		0.50						
Turkmenistan								
9637	Improving Energy Efficiency and Capacity	1.50	8 Nov 2018	<input type="checkbox"/>	<input type="checkbox"/>	<input checked="" type="checkbox"/>	<input type="checkbox"/>	<input type="checkbox"/>
Subtotal		1.50						
Uzbekistan								
7917	Amu Bukhara Irrigation System Rehabilitation	1.50	15 Nov 2011	<input checked="" type="checkbox"/>	<input type="checkbox"/>	<input type="checkbox"/>	<input type="checkbox"/>	<input type="checkbox"/>
9256	Skills Strategies for Industrial Modernization and Inclusive Growth	0.90	5 Dec 2016	<input type="checkbox"/>	<input checked="" type="checkbox"/>	<input type="checkbox"/>	<input type="checkbox"/>	<input type="checkbox"/>
9459	Power Sector Reform and Sustainability Support Program	2.00	12 Dec 2017	<input type="checkbox"/>	<input checked="" type="checkbox"/>	<input type="checkbox"/>	<input type="checkbox"/>	<input type="checkbox"/>
Subtotal		4.40						
Vanuatu								
7588	State-Owned Enterprise Rationalization Program	0.50	1 Sep 2010	<input checked="" type="checkbox"/>	<input type="checkbox"/>	<input type="checkbox"/>	<input type="checkbox"/>	<input type="checkbox"/>
Subtotal		0.50						
Viet Nam								
7611	Strengthening Institutional and Financial Arrangements, Operations and Maintenance, and Governance in Road Transport	1.00	24 Sep 2010	<input checked="" type="checkbox"/>	<input type="checkbox"/>	<input type="checkbox"/>	<input type="checkbox"/>	<input type="checkbox"/>
7885	Support to Central and Local Governments to Implement Urban Environmental Improvement Programs	2.00	12 Oct 2011	<input checked="" type="checkbox"/>	<input type="checkbox"/>	<input type="checkbox"/>	<input type="checkbox"/>	<input type="checkbox"/>
7900	Improvement of Road Safety and Climate Resilience on National Highways	1.50	27 Oct 2011	<input checked="" type="checkbox"/>	<input type="checkbox"/>	<input type="checkbox"/>	<input type="checkbox"/>	<input type="checkbox"/>
7926	Water Resources Development in the Mid- and Northeast Red River Delta	0.80	24 Nov 2011	<input checked="" type="checkbox"/>	<input type="checkbox"/>	<input type="checkbox"/>	<input type="checkbox"/>	<input type="checkbox"/>

continued on next page

Appendix 2 continued

JFPR No.	Title	Amount (\$ million)	ADB Approval	Status of Implementation ^a				
				A	B	C	D	E
8108	Supporting Microfinance Development	0.50	5 Jul 2012	<input checked="" type="checkbox"/>	<input type="checkbox"/>	<input type="checkbox"/>	<input type="checkbox"/>	<input type="checkbox"/>
8310	Capacity Building and Coordination Improvement for Effective Regional Cooperation Investment Planning	0.80	21 Dec 2012	<input checked="" type="checkbox"/>	<input type="checkbox"/>	<input type="checkbox"/>	<input type="checkbox"/>	<input type="checkbox"/>
8391	Strengthening Microfinance Sector Operations and Supervision	1.00	21 Jun 2013	<input checked="" type="checkbox"/>	<input type="checkbox"/>	<input type="checkbox"/>	<input type="checkbox"/>	<input type="checkbox"/>
8592	Improving Payment for Forest Ecosystem Service Implementation	1.50	16 Dec 2013	<input checked="" type="checkbox"/>	<input type="checkbox"/>	<input type="checkbox"/>	<input type="checkbox"/>	<input type="checkbox"/>
8698	Second Secondary Education Sector Development Program	1.00	13 Aug 2014	<input checked="" type="checkbox"/>	<input type="checkbox"/>	<input type="checkbox"/>	<input type="checkbox"/>	<input type="checkbox"/>
8726	Implementation of Civil Service Reform Plan	1.00	23 Sep 2014	<input checked="" type="checkbox"/>	<input type="checkbox"/>	<input type="checkbox"/>	<input type="checkbox"/>	<input type="checkbox"/>
8902	Capacity Building for Project Management Unit Professionalization	1.50	22 May 2015	<input checked="" type="checkbox"/>	<input type="checkbox"/>	<input type="checkbox"/>	<input type="checkbox"/>	<input type="checkbox"/>
9221	Strengthening the Policy and Institutional Framework of Social Health Insurance	1.80	4 Nov 2016	<input type="checkbox"/>	<input checked="" type="checkbox"/>	<input type="checkbox"/>	<input type="checkbox"/>	<input type="checkbox"/>
9355	Enhancing Agricultural Competitiveness in Viet Nam	1.80	11 Aug 2017	<input type="checkbox"/>	<input checked="" type="checkbox"/>	<input type="checkbox"/>	<input type="checkbox"/>	<input type="checkbox"/>
9449	Support to Viet Nam Academy of Social Sciences	1.20	22 Nov 2017	<input type="checkbox"/>	<input checked="" type="checkbox"/>	<input type="checkbox"/>	<input type="checkbox"/>	<input type="checkbox"/>
Subtotal		17.40						
Regional								
7539	Asian Bonds Online Website Project, Phase III	1.00	31 May 2010	<input checked="" type="checkbox"/>	<input type="checkbox"/>	<input type="checkbox"/>	<input type="checkbox"/>	<input type="checkbox"/>
7580	Capacity Development of Selected Developing Member Countries on International Taxation: Eighteenth Tax Conference	0.18	20 Aug 2010	<input checked="" type="checkbox"/>	<input type="checkbox"/>	<input type="checkbox"/>	<input type="checkbox"/>	<input type="checkbox"/>
7744	Asia-Pacific Community of Practice on Managing for Development Results—From Concept to Practice	0.71	21 Dec 2010	<input checked="" type="checkbox"/>	<input type="checkbox"/>	<input type="checkbox"/>	<input type="checkbox"/>	<input type="checkbox"/>
7794	Implementing the Pacific Regional Audit Initiative	1.30	29 Mar 2011	<input checked="" type="checkbox"/>	<input type="checkbox"/>	<input type="checkbox"/>	<input type="checkbox"/>	<input type="checkbox"/>
7800	Building Capacity for Statistics in the Pacific	1.00	30 Mar 2011	<input checked="" type="checkbox"/>	<input type="checkbox"/>	<input type="checkbox"/>	<input type="checkbox"/>	<input type="checkbox"/>
7812	Developing a Disaster Risk Financing Capability	2.00	23 May 2011	<input checked="" type="checkbox"/>	<input type="checkbox"/>	<input type="checkbox"/>	<input type="checkbox"/>	<input type="checkbox"/>
7852	Nineteenth Tax Conference	0.20	5 Sep 2011	<input checked="" type="checkbox"/>	<input type="checkbox"/>	<input type="checkbox"/>	<input type="checkbox"/>	<input type="checkbox"/>
7920	Supporting Water Operators' Partnerships in Asia and the Pacific	2.00	16 Nov 2011	<input checked="" type="checkbox"/>	<input type="checkbox"/>	<input type="checkbox"/>	<input type="checkbox"/>	<input type="checkbox"/>
7950	Smart Grid Capacity Development	1.40	7 Dec 2011	<input checked="" type="checkbox"/>	<input type="checkbox"/>	<input type="checkbox"/>	<input type="checkbox"/>	<input type="checkbox"/>
7967	Innovations for More Food with Less Water	1.40	8 Dec 2011	<input checked="" type="checkbox"/>	<input type="checkbox"/>	<input type="checkbox"/>	<input type="checkbox"/>	<input type="checkbox"/>
8012	Enabling Climate Change Responses in Asia and the Pacific—Disaster Risk Finance for Total Climate Risk (Subproject 6)	1.00	9 Dec 2011	<input checked="" type="checkbox"/>	<input type="checkbox"/>	<input type="checkbox"/>	<input type="checkbox"/>	<input type="checkbox"/>
8060	Promoting Innovations in Wastewater Management in Asia and the Pacific	2.00	15 Mar 2012	<input checked="" type="checkbox"/>	<input type="checkbox"/>	<input type="checkbox"/>	<input type="checkbox"/>	<input type="checkbox"/>
8066	Quality Primary Education in the North Pacific	1.35	29 Mar 2012	<input checked="" type="checkbox"/>	<input type="checkbox"/>	<input type="checkbox"/>	<input type="checkbox"/>	<input type="checkbox"/>
8074	Applying Remote Sensing Technology in River Basin Management	2.00	27 Apr 2012	<input checked="" type="checkbox"/>	<input type="checkbox"/>	<input type="checkbox"/>	<input type="checkbox"/>	<input type="checkbox"/>
8075	Improving Road Safety in the Association of Southeast Asian Nations	1.50	25 Apr 2012	<input checked="" type="checkbox"/>	<input type="checkbox"/>	<input type="checkbox"/>	<input type="checkbox"/>	<input type="checkbox"/>
8079	Trade Facilitation Support for ASEAN Economic Community Blueprint Implementation (Greater Mekong Subregion/Indonesia–Malaysia–Thailand Growth Triangle)	2.00	17 May 2012	<input checked="" type="checkbox"/>	<input type="checkbox"/>	<input type="checkbox"/>	<input type="checkbox"/>	<input type="checkbox"/>
8168	Implementation of Sustainable Transport in Asia and the Pacific—Promoting Socially Sustainable Transport through Improving Nonmotorized Transport (Subproject 4)	2.00	19 Sep 2012	<input checked="" type="checkbox"/>	<input type="checkbox"/>	<input type="checkbox"/>	<input type="checkbox"/>	<input type="checkbox"/>

continued on next page

Appendix 2 continued

JFPR No.	Title	Amount (\$ million)	ADB Approval	Status of Implementation ^a				
				A	B	C	D	E
8238	Strengthening Disaster and Climate Risk Resilience in Urban Development in the Pacific	0.65	5 Dec 2012	<input checked="" type="checkbox"/>	<input type="checkbox"/>	<input type="checkbox"/>	<input type="checkbox"/>	<input type="checkbox"/>
8359	Regional Climate Projections Consortium and Data Facility in Asia and the Pacific	1.96	24 Apr 2013	<input checked="" type="checkbox"/>	<input type="checkbox"/>	<input type="checkbox"/>	<input type="checkbox"/>	<input type="checkbox"/>
8369	Innovative Data Collection Methods for Agricultural and Rural Statistics	2.00	20 May 2013	<input checked="" type="checkbox"/>	<input type="checkbox"/>	<input type="checkbox"/>	<input type="checkbox"/>	<input type="checkbox"/>
8389	Support for a Regional Platform on Innovations in Education and Human Resources Development for Competitiveness towards an Integrated ASEAN Community	1.40	21 Jun 2013	<input checked="" type="checkbox"/>	<input type="checkbox"/>	<input type="checkbox"/>	<input type="checkbox"/>	<input type="checkbox"/>
8435	Trade Facilitation in South Asia	1.50	20 Aug 2013	<input checked="" type="checkbox"/>	<input type="checkbox"/>	<input type="checkbox"/>	<input type="checkbox"/>	<input type="checkbox"/>
8458	Mitigation of Hazardous Waste Contamination in Urban Areas: Supporting Inclusive Growth	1.50	17 Sep 2013	<input checked="" type="checkbox"/>	<input type="checkbox"/>	<input type="checkbox"/>	<input type="checkbox"/>	<input type="checkbox"/>
8517	Implementing the Pacific Regional Audit Initiative (Phase 2)	1.30	25 Nov 2013	<input type="checkbox"/>	<input checked="" type="checkbox"/>	<input type="checkbox"/>	<input type="checkbox"/>	<input type="checkbox"/>
8584	Coordinated Border Management for Results in Central Asia Regional Economic Cooperation	1.25	16 Dec 2013	<input checked="" type="checkbox"/>	<input type="checkbox"/>	<input type="checkbox"/>	<input type="checkbox"/>	<input type="checkbox"/>
8585	Aligning Customs Trade Facilitation Measures with Best Practices in Central Asia Regional Economic Cooperation	1.25	16 Dec 2013	<input checked="" type="checkbox"/>	<input type="checkbox"/>	<input type="checkbox"/>	<input type="checkbox"/>	<input type="checkbox"/>
8586	Facilitation of Regional Transit Trade in Central Asia Regional Economic Cooperation	1.50	16 Dec 2013	<input checked="" type="checkbox"/>	<input type="checkbox"/>	<input type="checkbox"/>	<input type="checkbox"/>	<input type="checkbox"/>
8640	Enhancing Transparency and Exchange of Information for Tax Purposes	0.82	22 Apr 2014	<input checked="" type="checkbox"/>	<input type="checkbox"/>	<input type="checkbox"/>	<input type="checkbox"/>	<input type="checkbox"/>
8654	Supporting the Use of Carbon Financing from New Carbon Market Mechanisms to Promote Green Growth in Asia and the Pacific	1.50	23 May 2014	<input checked="" type="checkbox"/>	<input type="checkbox"/>	<input type="checkbox"/>	<input type="checkbox"/>	<input type="checkbox"/>
8674	Trade and Transport Facilitation in the Pacific	2.00	30 Jun 2014	<input type="checkbox"/>	<input checked="" type="checkbox"/>	<input type="checkbox"/>	<input type="checkbox"/>	<input type="checkbox"/>
8693	Food Security and Resilience of the Association of Southeast Asian Nations Member States to Food Price Volatility	0.80	11 Jul 2014	<input checked="" type="checkbox"/>	<input type="checkbox"/>	<input type="checkbox"/>	<input type="checkbox"/>	<input type="checkbox"/>
8707	Strengthening Trade Facilitation in the Greater Mekong Subregion through Partnerships with the Private Sector	1.50	22 Aug 2014	<input checked="" type="checkbox"/>	<input type="checkbox"/>	<input type="checkbox"/>	<input type="checkbox"/>	<input type="checkbox"/>
8709	Strengthening Institutional Knowledge and Capacity of Customs Administrators for Trade Facilitation within the Association of Southeast Asian Nations	1.50	22 Aug 2014	<input checked="" type="checkbox"/>	<input type="checkbox"/>	<input type="checkbox"/>	<input type="checkbox"/>	<input type="checkbox"/>
8732	Enhancing Capacity of Sanitary and Phytosanitary Arrangements to Facilitate Trade in the Greater Mekong Subregion	2.00	2 Oct 2014	<input type="checkbox"/>	<input checked="" type="checkbox"/>	<input type="checkbox"/>	<input type="checkbox"/>	<input type="checkbox"/>
8736	South Asian Association for Regional Cooperation Food Security through Control of Transboundary Animal Diseases	2.00	10 Oct 2014	<input checked="" type="checkbox"/>	<input type="checkbox"/>	<input type="checkbox"/>	<input type="checkbox"/>	<input type="checkbox"/>
8774	Education and Skills for Employment in Central and West Asia	1.00	3 Dec 2014	<input checked="" type="checkbox"/>	<input type="checkbox"/>	<input type="checkbox"/>	<input type="checkbox"/>	<input type="checkbox"/>
8824	Enhancing Roles of Supreme Audit Institutions in Selected Association of Southeast Asian Nations Countries	0.80	12 Dec 2014	<input type="checkbox"/>	<input checked="" type="checkbox"/>	<input type="checkbox"/>	<input type="checkbox"/>	<input type="checkbox"/>
8881	Capacity Building for Developing Qualification Frameworks under the Mutual Recognition Agreements to Support the ASEAN Economic Community by 2015 and Beyond	1.20	6 Mar 2015	<input type="checkbox"/>	<input checked="" type="checkbox"/>	<input type="checkbox"/>	<input type="checkbox"/>	<input type="checkbox"/>
8884	Applying Space-Based Technology and Information and Communication Technology to Strengthen Disaster Resilience	2.00	31 Mar 2015	<input checked="" type="checkbox"/>	<input type="checkbox"/>	<input type="checkbox"/>	<input type="checkbox"/>	<input type="checkbox"/>

continued on next page

Appendix 2 continued

JFPR No.	Title	Amount (\$ million)	ADB Approval	Status of Implementation ^a				
				A	B	C	D	E
9095	Strengthening Integrated Water Resources Management in Mountainous River Basins	2.00	12 Apr 2016	<input type="checkbox"/>	<input checked="" type="checkbox"/>	<input type="checkbox"/>	<input type="checkbox"/>	<input type="checkbox"/>
9111	Strengthening Developing Member Countries' Capacity in Elderly Care	2.00	13 May 2016	<input type="checkbox"/>	<input checked="" type="checkbox"/>	<input type="checkbox"/>	<input type="checkbox"/>	<input type="checkbox"/>
9170	Promoting Smart Systems in ADB's Future Cities Program	2.00	5 Sep 2016	<input type="checkbox"/>	<input checked="" type="checkbox"/>	<input type="checkbox"/>	<input type="checkbox"/>	<input type="checkbox"/>
9235	Strengthening Tax Policy and Administration Capacity to Mobilize Domestic Resources	1.00	16 Nov 2016	<input type="checkbox"/>	<input checked="" type="checkbox"/>	<input type="checkbox"/>	<input type="checkbox"/>	<input type="checkbox"/>
9288	Strengthening Government and Civil Society Cooperation in Open Government Partnership to Improve Public Services	1.00	12 Dec 2016	<input type="checkbox"/>	<input checked="" type="checkbox"/>	<input type="checkbox"/>	<input type="checkbox"/>	<input type="checkbox"/>
9312	Advancing Time Release Studies in Southeast Asia	1.00	19 Apr 2017	<input type="checkbox"/>	<input checked="" type="checkbox"/>	<input type="checkbox"/>	<input type="checkbox"/>	<input type="checkbox"/>
9584	South Asia Subregional Economic Cooperation Regional Energy Cooperation	1.50	10 Sep 2018	<input type="checkbox"/>	<input checked="" type="checkbox"/>	<input type="checkbox"/>	<input type="checkbox"/>	<input type="checkbox"/>
Subtotal		64.98						
Total Technical Assistance (2009–2018)		317.15						
Total JFPR Approvals (2009–2018)		573.10						

ADB = Asian Development Bank, ASEAN = Association of Southeast Asian Nations, JFPR = Japan Fund for Poverty Reduction, KALAHI-CIDSS = Kapitbisig Laban sa Kahirapan (Working Together against Poverty)–Comprehensive and Integrated Delivery of Social Services.

Note: Numbers may not sum precisely because of rounding.

^a A = Completed, B = Agreement signed and implementation started, C = Agreement signed but implementation not started, D = Agreement not yet signed or not yet effective, E = Canceled after effective date.

Source: Asian Development Bank.

APPENDIX 3

Brief Summaries of Japan Fund for Poverty Reduction Projects Approved in 2018, by Region

PROJECT GRANTS

Central Asia

Pakistan

Balochistan Water Resource Development Project

Amount: \$3.0 million

The project aims to increase farmers' income by piloting farming technology to increase agricultural production in selected project areas in the Zhob and Mula river basins in Balochistan.¹

The project will also provide infrastructure support for the installation of cost-effective solar-power drip irrigation systems to improve water delivery. Balochistan Province is the most water-scarce province in Pakistan, a country where agriculture is the main source of livelihood in rural areas and accounts for about two-thirds of the provincial domestic product.

The introduction of high-value fruit and vegetable farming technology for 160 farms representing at least 130 hectares, and the construction of olive oil extraction plants, fruit and vegetable processing plants, and small-scale income-generating agribusiness for livestock will increase cropping intensity and production. The project will also provide training to participating rural communities, focusing on women, on how to efficiently use water and agricultural inputs, particularly on cropping pattern, water and fertilizer management, post-harvest management and processing.

East Asia

Mongolia

Combating Domestic Violence against Women and Children

Amount: \$3.0 million

The project is ADB's first-ever dedicated initiative to address domestic violence in Mongolia, where estimates show that one in five women have been victims of domestic violence and 70% of women have experienced gender-based violence at least once in their lifetime.² Domestic violence has socioeconomic impacts in terms of health costs, lost working days, and reduced attendance for school children.

The project aims to raise awareness on the prevalence of gender-based violence and domestic violence and the need to prevent it and promote behavioral change, increase access to services for gender-based violence survivors, and improve legal and policy enforcement mechanisms.

Model shelters in three *aimags* (provinces) and two districts for women and children survivors will be established to increase current shelter capacity by 50%, with two of the shelters accessible for persons with disabilities. Other services to be offered include psychosocial counseling, outreach activities by multidisciplinary teams in remote rural and suburban areas, training on and access to livelihood development and financing, and vocational training, and legal literacy program.

¹ ADB. 2018. *Report and Recommendation of the President to the Board of Directors: Proposed Loan and Administration of Grant and Technical Assistance to Islamic Republic of Pakistan for Balochistan Water Resource Development Sector Project*. Manila. <https://www.adb.org/projects/48098-002/main>. (L3700, G0597, G9197, TA9576).

² ADB. 2018. *Grant Assistance Report: Proposed Administration of Grant to Mongolia for Combating Domestic Violence Against Women and Children*. Manila. <https://www.adb.org/projects/51217-001/main>. (G9198).

Targeted capacity building will be provided to government officials, shelter staff, multidisciplinary team members, police officers, peer educators and caregivers. Improvements to existing helpline center 107 will be supported with software and database system and training of operators on communication first response. Community groups at grassroots level, serving as support mechanisms, will be mobilized to reinforce the communication and awareness materials produced under the project. Behavioral change campaigns will be piloted in the project sites through community and school-based activities and later assessed for their effectiveness.

The project is expected to directly benefit 2,132 persons, including 600 women domestic violence survivors and 130 persons with disabilities, while indirect beneficiaries are estimated to total 605,922 persons, of whom women constitute 306,308.

South Asia

Bangladesh

Rupsha 800-Megawatt Combined Cycle Power Plant

Amount: \$1.5 million

The project supports the Bangladesh government's priority to improve energy security by building a new power plant to make energy supply more accessible, efficient, affordable and cleaner, as the country's growth and economy are gradually shifting from agriculture to manufacturing and services.³

The grant will provide the marginalized and vulnerable villagers living around the power plant site with a safe and inclusive educational environment, access to renewable energy, training (capacity building), technical and skills training to expand employment and livelihood, and create social and gender awareness in the energy sector. To supplement the new relocated schools' connection to the power grid, the project will install solar panels and provide efficient electrical appliances, information technology (IT) and science laboratories, multifunction

hall, playground, and an emergency clinic. The program will also provide training for teachers and students on the safe use of equipment, facilities, and IT.

Villagers will be consulted on the appropriate technical and skills training they need that are related to energy-based livelihood activities and employment opportunities, including those relating to monitoring and preservation of biodiversity within the project area. The implementing agency, the Northwest Power Generation Company Limited, will conduct a series of gender and energy workshops, prepare an inclusive community development strategy, and conduct outreach activities for students to consider potential careers in the energy sector.

India

West Bengal Drinking Water Sector Improvement

Amount: \$3.0 million

The project is part of a \$245 million financing to support the initiative of the Government of West Bengal to provide safe and sustainable drinking water to about 1.65 million people living in West Bengal, the fourth most populous state with the worst-impacted state in terms of arsenic, fluoride, and salinity contamination.⁴ With the replacement of existing water hand pumps and tube wells with a piped water supply distribution network directly to households, West Bengal's problem on contamination would be addressed. The capacity of institutions and stakeholders will be strengthened to ensure the reliable delivery, operation, and maintenance of drinking water services and improved public health.

This Japan Fund for Poverty Reduction (JFPR) project will focus on enabling and providing skills to communities in establishing smart water management systems to be owned and operated at the *gram panchayats*-level or governing bodies working at the village level. Beneficiaries will be provided with equipment such as smart meters, handheld meter readers, leak detection tools, and computers and software for billing and collection. Capacity building programs on water supply operations

³ ADB. 2018. *Report and Recommendation of the President to the Board of Directors: Proposed Loan and Administration of Grant to the People's Republic of Bangladesh for the Rupsha 800-Megawatt Combined Cycle Power Plant Project*. Manila. <https://www.adb.org/projects/50161-003/main>. (L3676, G9194).

⁴ ADB. 2018. *Report and Recommendation of the President to the Board of Directors: Proposed Loan and Administration of Grant and Technical Assistance Grant to India for the West Bengal Drinking Water Sector Improvement Project*. Manila. <https://www.adb.org/projects/49107-006/main>. (L3696, G9196, TA9573).

will be conducted. Technical skills training on plumbing, household and meter connections, and pump operation and maintenance (O&M) will create additional jobs. Other project activities include the formulation of a regulatory framework for fecal sludge and septage management and its pilot implementation of innovative approaches in one project district to improve sanitation status, while conducting community awareness raising activities on water conservation, public health, and sanitation, and leadership and livelihood training for residents, new water supply staff, and executive members of village water and sanitation committees.

Maldives

Greater Malé Environmental Improvement and Waste Management Project

Amount: \$2.0 million

Maldives is faced with serious environmental pollution caused by inadequate collection and haphazard disposal of solid waste through open dumping and burning of garbage. This poses not only a threat to tourism and fisheries, which are cornerstones of Maldives' economy, but also affects health and living conditions of communities, particularly the poor communities in the outer islands where awareness and capacity are limited to effectively manage the accumulated garbage problem.

The Government of Maldives, with project financing from ADB, will establish a sustainable solid waste management (SWM) system in severely affected areas of the Greater Malé capital region and for at least 22 outer islands, develop and upgrade island waste management centers (IWMCs). The JPFR grant will support 11 island IWMCs with equipment and civil works and local communities will receive skills training and capacity building on how to maintain and sustain SWM system.⁵ Public awareness campaigns on the benefits of 3R (*Reduce, Reuse, Recycle*) and SWM will also be conducted, focusing on the poor and women stakeholders in the outer island communities.

Sri Lanka

Skills Sector Enhancement Program—Additional Financing

Amount: \$3.0 million

The project will support the Government of Sri Lanka's continuing initiative to improve its technical and vocational education and training (TVET) system, increase its youth beneficiaries from regions where poverty incidence is higher than the national average, and attain a higher employment rate among TVET graduates.⁶ This will be achieved through innovative approaches involving private sector participation, women-focused TVET interventions, and sustainable employment programs.

Private sector engagement in TVET will be strengthened, with the Ministry of Skills Development and Vocational Training helping industry councils and skills forums in designing activities to increase employability of graduates, especially women.

The project's special focus on women aims to promote self-employment under the government's Entrepreneurship Development Training Program through sector-specific trainings, business expansion modules, business counseling, mentoring, on-the-job-training in traditionally male-dominated fields, networking and trade events, training for male family members of women entrepreneurs, and advisory services for employers on best practices on gender-inclusive recruitment and working environments that promote women employment. The project directly targets 3,500 people, including at least 2,000 women, TVET graduates from selected districts of Northern, North Western, Uva, and Sabaragamuwa provinces and poverty-stricken areas spread around the Western Province.

⁵ ADB. 2018. *Report and Recommendation of the President to the Board of Directors: Proposed Grant and Technical Assistance Grant and Administration of Grant to the Republic of Maldives for the Greater Malé Environmental Improvement and Waste Management Project*. Manila. <https://www.adb.org/projects/51077-002/main>. (G0580, G9195, TA9543).

⁶ ADB. 2018. *Additional Financing: Skills Sector Enhancement Program in Sri Lanka*. Manila. <https://www.adb.org/projects/42251-019/main>. (L3650, L3651, G9193).

Southeast Asia

Philippines

Emergency Assistance for Reconstruction and Recovery of Marawi

Amount: \$3.0 million

In 2017, the 5-month armed conflict in Marawi City in Southern Philippines resulted not only in the destruction of the city's infrastructure but also caused massive displacement of almost 370,000 people and pronounced disruption of income, livelihoods, and education. To respond to the continuing vulnerability of the internally displaced people (IDP), the Government of the Philippines established the Bangon Marawi Comprehensive Rehabilitation and Recovery Program (BMCRRP) for coordinated reconstruction and restoration efforts with the international community and other actors.

The JFPR grant project is part of ADB's emergency loan assistance program designed to provide immediate and flexible financing to implement projects and activities included in the BMCRRP.⁷ The grant project will support the rapid delivery of social service initiatives patterned after existing government programs focusing on short-term employment, longer-term livelihood development, and learning and education opportunities for IDP in Marawi and the neighboring municipalities of Marantao, Piagapo, and Saguiran.

The project is composed of three components: (i) emergency employment in the form of cash-for-work assistance; (ii) livelihood support, which comprises skills training, starter kits, advisory services, market linkages, and group microinsurance coverage; and (iii) quality education through intentional use of context-sensitive learning approaches, school rehabilitation, integration of peace education in the curriculum, capacity building, and project management support.

Viet Nam

Second Health Human Resources Development Project

Amount: \$3.0 million

The project will support the Government of Viet Nam in achieving Universal Health Coverage (UHC), including access to essential health-care services, as contained in its National Action Plan for the Implementation of the 2030 Sustainable Development Agenda.⁸ Priority will be given to increase the supply of quality health workers, particularly at the local health care (LHC) level.

The JFPR project grant is part of an investment loan project that will design, construct, and operationalize the education facilities of the new Hanoi Medical University and University of Medicine and Pharmacy at Ho Chi Minh City. This will result in innovative approaches to engaging teaching institutions in promoting community health and applying information technology-based learning to enhance the delivery of quality health-care services. The new teaching facilities and approaches will help increase enrollment and teaching capacity.

The JFPR grant will focus on improving the quality of health graduates from these universities by pilot-testing a model where students will be assigned to 35 rural and urban commune health stations servicing poor and vulnerable populations. By providing direct health service delivery, students can assess health needs in disadvantaged communities and determine the behavioral, social, and environmental causes of health inequality. Four key degree programs will be updated in line with international quality standards to strengthen the capacities of both students and faculty members. Health stations will be provided with clinical equipment and specialized equipment for women's health issues. The quality of health workforce in four remote LHC facilities in disadvantaged communities will also be enhanced through pilot-testing the delivery of continuing medical education (CME) using mobile technologies.

⁷ ADB. 2018. *Report and Recommendation of the President to the Board of Directors: Proposed Loans and Administration of Grant to the Republic of the Philippines for Emergency Assistance for the Reconstruction and Recovery of Marawi*. Manila. <https://www.adb.org/projects/52313-001/main>. (L3768, L3769, G0635, G9201).

⁸ ADB. 2018. *Report and Recommendation of the President to the Board of Directors: Proposed Loan and Administration of Grant to the Socialist Republic of Viet Nam for the Second Health Human Resources Development Project*. Manila. <https://www.adb.org/projects/40354-017/main>. (L3764, G9200).

The project grant will develop, test, and evaluate 40 CME modules covering primary health care and women's health topics for possible replication by other registered training institutions and CME providers.

Viet Nam

Skills and Knowledge for Inclusive Economic Growth Project

Amount: \$3.0 million

The project grant is part of the Government of Viet Nam's continuing efforts to realign its TVET system by upgrading the teaching and learning environments of 16 national high-quality TVET institutes with up-to-date technology in training equipment to meet current and future labor market needs.⁹ The project grant complements these activities through skills training opportunities for disadvantaged communities and improving the soft skills of students, based on the needs of local communities and the demand from local companies.

The project aims to improve the quality of teaching and capacity of selected TVET institutions to develop demand-driven and mobile application-based short-term courses to reach remote areas. Upgrading vocational training equipment and providing new equipment will help in improving and introducing new training courses like information technology and computer skills, among others, and selecting programs that will appeal to women to open opportunities for skills enhancement and increased incomes. The institutions will also be assisted in integrating nontechnical skills into the regular curricula on communication, analytical thinking, teamwork, social and interpersonal skills, and entrepreneurial approaches. Existing community support programs will also be improved by requiring students with newly acquired skills to help communities improve their livelihood. Disadvantaged communities will also benefit from the implementation of basic TVET training programs that use portable vocational training equipment procured under the project.

TECHNICAL ASSISTANCE

Central Asia

Kazakhstan

Astana Integrated Water Master Plan

Amount: \$1.2 million

The project will formulate an integrated water resources management and master plan for Astana City, the capital of Kazakhstan, to ensure its water security amid increasing water demand from rapid urbanization and population growth.¹⁰ The plan will include investment programs and projects that will upgrade water supply and sanitation infrastructure, improve city drainage systems to mitigate flood risks, facilitate the use of stormwater and snow-melted water, and reuse treated wastewater. Integrated into the plan are policy recommendations to optimize water usage, tariff and cost recovery mechanisms, institutional reforms coupled with capacity building, and opportunities for public-private partnerships. A geographic information system-based data and water management information system will also be established as part of Astana's water management system.

Pakistan

Balochistan Water Resources Development Sector Project

Amount: \$2.0 million

The project will strengthen the institutional capacity of the Government of Balochistan to address climate change impacts and risks given increasing threats from climatic variability, extreme droughts, and floods.¹¹ It will assist the Irrigation Department and Agriculture Cooperatives Department in reviewing and updating relevant policies on integrated water resources management (IWRM), formulating draft laws and

⁹ ADB. 2018. *Report and Recommendation of the President to the Board of Directors: Proposed Loan and Administration of Grant to the Socialist Republic of Viet Nam for the Skills and Knowledge for Inclusive Economic Growth Project*. Manila. <https://www.adb.org/projects/49122-004/main>. (L3761, G9199).

¹⁰ ADB. 2018. *Technical Assistance to Kazakhstan for Astana Integrated Water Master Plan*. Manila. <https://www.adb.org/projects/51353-001/main>. (TA9376).

¹¹ ADB. 2018. *Report and Recommendation of the President to the Board of Directors: Proposed Loan and Administration of Grant to the Islamic Republic of Pakistan for the Balochistan Water Resources Development Sector Project*. Manila. <https://www.adb.org/projects/48098-002/main>. (L3700, G0597, G9197, TA9576).

regulations to enforce the updated IWRM policy and Groundwater Rights Ordinance, and preparing the water sector investment priority plan that integrates climate-resilient and sustainable water resources management mechanism. The project will also develop the water resources information system and provide specialized training for government staff to enhance their monitoring, planning, and implementation skills. Communities in project river basin areas and both female and male farmers will also be trained on the efficient use of water resources.

Turkmenistan

National Power Grid Strengthening Project

Amount: \$1.5 million

The project will assist the Ministry of Energy in preparing a strategy and road map for energy efficiency to attain a sustainable and efficient energy sector in Turkmenistan.¹² It will support the Ministry of Energy in formulating policies, laws, and regulations on energy efficiency and developing energy efficiency investment projects for public and private financing. With support from technical experts, knowledge and capacity on key project implementation will be strengthened for both the ministry and Turkmenenergo—the government’s state-owned power enterprise—on three areas of project implementation: engineering, procurement, and environmental safeguards. The project will also assist all state-owned enterprises in the adoption of International Financial Reporting Standards with training and capacity development.

East Asia

Mongolia

Improving Health Care Financing for Universal Health Coverage

Amount: \$1.0 million

Despite health reforms since 2005, Mongolia’s health services are still inadequate, access is inequitable, and out-of-pocket expenses are still high. The project will support the Government of Mongolia in developing a more efficient health insurance system.¹³ An assessment of the health sector’s hospital financing, regulatory framework, and purchasing practices or the allocation of funds to health service providers will be conducted and an integrated strategic purchasing system and road map will be developed for its introduction and implementation. The system will identify the health services to be provided, benefit packages, and corresponding costs and purchasing mechanisms for health services. The project will also help government agencies and health care providers to facilitate the implementation of the purchasing system, provide performance-based reporting using information and communication technology, and strengthen the Health Insurance Organization in its purchasing functions.

Mongolia

Human Settlements Development Program

Amount: \$2.0 million

The project will help the Government of Mongolia define its Human Settlements Development Program’s strategic directions to achieve an inclusive, green, competitive, and sustainable urban development.¹⁴ Provincial socioeconomic and spatial development plans for each of the 21 *aimag*

¹² ADB. 2018. *Report and Recommendation of the President to the Board of Directors: Proposed Loan and Administration of Technical Assistance Grant to Turkmenistan for the National Power Grid Strengthening Project*. Manila. <https://www.adb.org/projects/49370-002/main>. (L3734, TA9637).

¹³ ADB. 2018. *Technical Assistance to Mongolia for Improving Health Care Financing for Universal Health Coverage*. Manila. <https://www.adb.org/projects/51386-001/main>. (TA9701).

¹⁴ ADB. 2018. *Technical Assistance to Mongolia for Human Settlements Development Program*. Manila. <https://www.adb.org/projects/51106-001/main>. (TA9666).

(provinces) will be formulated to cover planning and policy frameworks and smart growth drivers of change and development. The project will also contribute to the formulation of the national strategy and comprehensive development plan of Mongolia, in collaboration with the Japan International Cooperation Agency. The project will provide support to amend existing legislation like land law, urban construction law, urban redevelopment law, among others, to ensure the implementation of the national urban strategy. Capacity development on urban planning and development will be conducted for relevant government agencies through trainings and knowledge exchange and dissemination. Equipment to develop a web-based mapping platform and produce the provincial electronic atlases will also be provided.

Mongolia

Green Urban Planning

Amount: \$0.6 million

Mongolia's urban population has increased significantly over the past several decades. In 1950, only 20% of the population lived in urban areas. With a change in economic structure from central planning to a market-based economy in 1991, Mongolia experienced rapid rural–urban migration. In 2018, urban population represented 70% of the country's 3 million inhabitants, as compared to Asia's average urbanization ratio of 50%. To ensure that Mongolia's cities are safe, livable and sustainable, the project aims to strengthen the government's capacity to conduct green urban planning.¹⁵ This will be done through (i) research and analysis on international best practices and lessons on urban planning relevant to Mongolia's extreme weather; (ii) preparation of recommendations to update regulations, codes, norms and standards; and (iii) testing the recommendations on local master plans to be prepared for one *aimag* center and one to three *soum* (districts). Lessons learned will be disseminated and shared through seminars and knowledge briefings, to allow possible replication in other ADB Central and West Asia member countries.

South Asia

Bangladesh

Institutionalizing Gender Equality Practices in the Local Government Engineering Department

Amount: \$2.0 million

The project aims to strengthen the institutional capacity of the Bangladesh Local Government Engineering Department (LGED) of the Ministry of Local Government, Rural Government and Cooperatives to mainstream gender equality practices in all levels of LGED operations and deliver the commitments set out in the Gender Equality Strategy.¹⁶ This will be done by making the gender information and management system operational and training LGED's senior and field staff in gender mainstreaming practices and establishing coordination systems between LGED's Gender and Development Forum and district gender communities. The project will extend similar capacity development support to gender focal persons of selected infrastructure agencies and women staff of the Ministry of Women and Children Affairs in establishing a multi-stakeholder mechanism for monitoring of gender equality results of infrastructure development. Learning and knowledge sharing events will be organized on topics relating to international models of gender-inclusive infrastructure.

India

Madhya Pradesh Skills Development Project

Amount: \$2.0 million

The TA project is part of an investment project to support the Government of Madhya Pradesh in transforming its TVET system to create a skilled workforce by establishing a new advanced TVET institute of international standards, the Global Skills Park (GSP), and upgrading training facilities and equipment, including the curricula of 10 major industrial training institutes (ITIs).¹⁷

¹⁵ ADB. 2018. *Technical Assistance to Mongolia for Green Urban Planning*. Manila. <https://www.adb.org/projects/51100-001/main>. (TA9637).

¹⁶ ADB. 2018. *Technical Assistance to the People's Republic of Bangladesh for Institutionalizing Gender Equality Practices in the Local Government Engineering Department*. Manila. <https://www.adb.org/projects/51319-001/main>. (TA9575).

¹⁷ ADB. 2018. *Report and Recommendation of the President to the Board of Directors: Proposed Loan and Administration of Technical Assistance Grant to India for the Madhya Pradesh Skills Development Project*. Manila. <https://www.adb.org/projects/48493-002/main>. (L3710, TA9595).

The TA project will support start-up activities of GSP that require specialized expertise such as preparation of detailed operational plans, advanced agricultural training, and entrepreneurship development programs. It will also build the capacity of the Directorate of Skill Development, as implementing agency of ITIs' modernization, in developing reforms to effectively manage and implement the investment project, design a performance-based rating system linked to ITIs' incentive schemes, and identify short-term trainings targeting women and marginalized groups. A tracer study of ITI and TVET graduates will be conducted to generate baseline data for monitoring and evaluating project performance and designing electronic platforms that will provide IT-based information and career guidance. Knowledge sharing events will be organized as venues to disseminate innovative practices in skills training and TVET management across other states in India.

Sri Lanka

South Asia Subregional Economic Cooperation Port Access Elevated Highway Project

Amount: \$1.3 million

The project is part of a quality infrastructure cofinancing investment project of ADB and Japan International Cooperation Agency to construct an elevated toll highway between the New Kelani Bridge and Galle Face in central Colombo.¹⁸ This will alleviate traffic congestion, improve connectivity between the expressway network and Colombo's international port resulting in better logistic services for freight operations, and facilitate movement of goods to boost regional trade. To maximize the benefit of the highway project on trade logistics, the TA project will work with the Sri Lanka Customs Department (SLCD) to improve its current risk management system, standard operating procedures, and monitoring and review mechanisms and at the same time, capacitate SLCD officials to implement these improvements. The TA project will support further plans to upgrade SLCD's facilities with a feasibility study for a new customs inspection facility and formulation of the technical design and business case for an electronic cargo tracking system.

Regional

South Asia Subregional Economic Cooperation Regional Energy Cooperation

Amount: \$1.5 million

The TA project will formulate development master plans for cross-border power and gas trade under the South Asia Subregional Economic Cooperation's program on regional cooperation and integration for the energy sector, in line with its Operational Plan 2016–2025.¹⁹ The master plans will cover regional development strategies, road maps, priority investment project inventories, and harmonization of regulatory rules, standards, and safety management among the participating countries of Bangladesh, Bhutan, India, Maldives, Myanmar, Nepal, and Sri Lanka. The project will also support knowledge sharing and capacity building on advanced technologies, lessons learned, and problem-solving approaches on common issues and progress from other regional programs such as the Greater Mekong Subregion and Central Asia Regional Economic Cooperation, by conducting seminars and site visits.

Southeast Asia

Cambodia

Agricultural Value Chain Infrastructure Improvement Project

Amount: \$1.5 million

The agriculture sector in Cambodia is crucial to the economy as it accounts for almost 34% of its gross domestic product, inclusive of processing, transportation, and trade of agricultural products. Agricultural products are Cambodia's second-largest exports in raw form and value addition occurs in other countries. To capture the forgone economic opportunity and diversify the economy, it is important to strengthen the value chain of agricultural products.

The JPIFR project will assist in designing the investment project on agricultural value chain infrastructure improvement by carrying out value chain analyses for

¹⁸ ADB. 2018. *Report and Recommendation of the President to the Board of Directors: Proposed Loan, Technical Assistance Grant, and Administration of Technical Assistance Grant to the Democratic Socialist Republic of Sri Lanka for the South Asia Subregional Economic Cooperation Port Access Elevated Highway Project*. Manila. <https://www.adb.org/projects/50299-001/main>. (L3716, TA9596, TA9597).

¹⁹ ADB. 2018. *Technical Assistance for the South Asia Subregional Economic Cooperation Regional Energy Cooperation*. Manila. <https://www.adb.org/projects/52070-001/main>. (TA9584).

selected agricultural products, conducting investment feasibility studies, and developing financing mechanisms targeting small and medium-sized enterprises and cooperatives in the agriculture sector, coupled with support on technical advisory, training programs on business planning, financial management, and partnerships with producers.²⁰ Project documentation according to ADB's requirements will be prepared, including support to incorporate climate change adaptation and mitigation measures in the design of public and private value chain infrastructure and facilities. National and local consultations will be conducted to ensure participation of a wide range of stakeholders, including female farmers from both public and private sectors.

Cambodia

Supporting Sustainable Integrated Urban Public Transport Development

Amount: \$1.5 million

The increasing trend in the population of Phnom Penh, Cambodia's capital, is expected to continue in the coming years. With improved economic growth, there has been a rapid rise in the number of vehicles, with a 350% increase in the number of registered vehicles from 2001 to 2012, while travel average speed decreased from 23 to 15 kilometers per hour over the same period. To address the worsening traffic conditions, the TA project aims to improve management of the urban public transport system.²¹

The TA project will formulate policy guidelines and planning toolkits to regulate planning, design, and implementation of an integrated urban public transport system that includes the proper use of public spaces near and around transport facilities and policies responsive to the needs of different segments of the population. Together with the Phnom Penh local government and Ministry of Public Works and Transport, the project will also identify candidate transport improvement programs and prepare preliminary feasibility studies of planned

or ongoing action plans included in the Comprehensive Urban Transport Plan. The project will conduct training to develop the capacities of transport authorities in the use of the system and carry out public awareness-raising workshops to promote transport safety, security, and efficiency. Communication programs targeting the population will also be developed.

Indonesia

Supporting the Advanced Knowledge and Skills for Sustainable Growth Project

Amount: \$1.2 million

The TA project will support the implementation of the Advanced Knowledge and Skills for Sustainable Growth Project, which aims to improve Indonesia's higher education system by upgrading four public universities that would provide high-quality and demand-based programs and training of TVET teachers.²² The TA project will introduce innovative features into the investment project by linking the universities with industries on research and education, measuring and monitoring quality and relevance of education and research, and collaborating with international partners and stakeholders. To further benefit the project on effectiveness of other pilot higher education programs, specifically on entrepreneurship and university-industry linkages, an assessment will be conducted to identify new skills for a new technology sector and improve employability. The TA project will also formulate a medium-term plan for higher education investment and a medium-term strategy plan on TVET education for teachers.

Indonesia

Building Inclusive Social Assistance

Amount: \$2.0 million

The project will support the expansion of the Government of Indonesia's conditional cash transfer program, the Family Hope Program (PKH), which is in Indonesia's National Medium-Term Development Plan for 2015–2019 that aims

²⁰ ADB. 2018. *Technical Assistance to the Kingdom of Cambodia for Preparing the Agricultural Value Chain Infrastructure Improvement Project*. Manila. <https://www.adb.org/projects/50264-001/main>. (TA9545).

²¹ ADB. 2018. *Technical Assistance to the Kingdom of Cambodia for Supporting Sustainable Integrated Urban Public Transport Development*. Manila. <https://www.adb.org/projects/51113-001/main>. (TA9503).

²² ADB. 2018. *Technical Assistance to the Republic of Indonesia for Supporting the Advanced Knowledge and Skills for Sustainable Growth Project*. Manila. <https://www.adb.org/projects/50395-007/main>. (TA9678).

to establish a social protection system that will reduce disparity and inequality.²³ PKH pays benefits to mothers and aims to reduce poverty and inequality through increased access to and consumption of basic services.

The project aims to build the operational and managerial capacity of PKH staff in the Ministry of Social Affairs in implementing the program and its family development session and supporting its expansion to the remote areas of Papua and West Papua and vulnerable groups of the elderly and people with disabilities. Specialized training programs will be designed to enhance the analytical, communications, and advocacy skills of PKH staff, field teams, and their local counterparts in other ministries and local governments. The project will prepare a technical report covering how to implement PKH expansion in remote areas and an assessment of transfers to vulnerable groups, together with recommendations on program improvements.

Indonesia

Impact of Adolescent Nutrition Support on Development Outcomes

Amount: \$2.0 million

One of the challenges that Indonesia is facing is the double burden of malnutrition, which is a coexistence of undernutrition and overnutrition in the same population and individuals, specifically the youth, aged 20–24, numbering 65 million (or 25% of total population) and 48 million adolescents aged 10–19. To support the Government of Indonesia's response to develop nutrition-enhancing programs and policies addressing adolescents, the project will conduct a nationwide and selected cities assessment to identify priority areas for nutrition interventions and their potential impacts based on international experience and local conditions.²⁴ Pilot-testing of identified and appropriate interventions will be carried out according to target beneficiaries, such as delivery of balanced diet in the school lunch

program for adolescents, nutrition education and support for poor street adolescents in Jakarta, preconception nutrition support for newlyweds, and distribution of multiple micronutrient supplements and healthy diet information for mothers-to-be. The results of the three impact evaluation reports on pilot nutrition interventions, publishable articles, and working papers will be disseminated and policy recommendations will be submitted to the government.

Philippines

Railway Project Implementation Support and Institutional Strengthening

Amount: \$2.0 million

In preparation for the construction of the new 51-kilometer railway line connecting Metro Manila to the Clark regional center and Clark International Airport in Central Luzon, the project will support the Department of Transportation (DOTr) of the Philippines in its institutional capacity building on early project preparatory, implementation, and management activities, including the development of the railway sector policy, regulatory, and institutional framework.²⁵

The JFPR project will finance consulting services to assist the DOTr in carrying out land acquisition, resettlement, and livelihood skills development for project-affected persons; conducting procurement activities; formulating and implementing a communication strategy; and operationalizing gender mainstreaming activities for all stakeholders. With the expected operation of the railway in 2022, a suitable regulatory framework and institution must be in place to ensure reliable, safe, and sustainable O&M of the railway system. A project management unit in DOTr will be established to provide the necessary trainings and support contract management for the O&M service provider.

²³ ADB. 2018. *Technical Assistance to the Republic of Indonesia for Building Inclusive Social Assistance*. Manila. <https://www.adb.org/projects/51313-001/main>. (TA9609).

²⁴ ADB. 2018. *Technical Assistance to the Republic of Indonesia for Impact of Adolescent Nutrition Support on Development Outcomes*. Manila. <https://www.adb.org/projects/documents/ino-51354-001-tar>. (TA9558).

²⁵ ADB. 2018. *Technical Assistance to the Republic of the Philippines for Railway Project Implementation Support and Institutional Strengthening*. Manila. <https://www.adb.org/projects/52083-006/main>. (TA9570).

APPENDIX 4

Japan Fund for Poverty Reduction Disbursements, 2000–2018

JFPR NO.	ADB		Closing Date	Total Months	Financial		Grant Approved (\$)	2018	2000–2018	
	Approval Date	Effective Date			Closing Date	% Time Elapsed ^a		Amount Disbursed (\$)	Cumulative Amount Disbursed (\$)	% Disbursed
GRANTS							551,752,900.00	32,359,835.02	411,370,747.35	74.56
CENTRAL ASIA							190,637,500.00	2,003,772.78	149,453,064.56	78.40
Afghanistan										
9019	10 Sep 02	11 Oct 02	31 Oct 05	37	30 Sep 06	100.00	4,000,000.00	0.00	3,881,408.25	97.04
9024	3 Oct 02	11 Oct 02	31 Dec 08	76	16 Nov 09	100.00	15,000,000.00	0.00	14,382,037.86	95.88
9030	19 Dec 02	15 May 03	31 May 07	49	20 Nov 11	100.00	3,000,000.00	0.00	2,813,899.66	93.80
9037	19 Dec 03	16 Sep 04	31 Dec 07	40	29 Apr 11	100.00	20,000,000.00	0.00	19,544,083.79	97.72
9038	26 Dec 03	18 Mar 04	30 Apr 08	50	05 Mar 13	100.00	3,000,000.00	0.00	1,423,560.32	47.45
9039	26 Dec 03	29 May 04	30 Jun 10	74	12 Apr 12	100.00	5,000,000.00	0.00	4,997,866.08	99.96
9060	15 Dec 04	15 Jan 05	30 Apr 08	40	10 Jul 12	100.00	10,000,000.00	0.00	2,220,264.47	22.20
9097	26 Sep 06	17 Dec 06	31 Dec 10	49	25 Jun 10	100.00	20,000,000.00	0.00	20,000,000.00	100.00
9100	12 Dec 06	17 Dec 06	30 Nov 11	60	30 Aug 13	100.00	18,000,000.00	0.00	14,992,908.34	83.29
9128	28 Nov 08	1 Feb 09	28 Feb 14	62	30 Oct 14	100.00	12,000,000.00	0.00	2,011,285.08	16.76
9165	6 Jul 12	19 Sep 12	30 Mar 17	55	06 Jul 17	100.00	10,000,000.00	0.00	9,422,274.58	94.22
9167	19 Sep 12	21 Nov 12	31 Dec 17	62	11 Dec 18	100.00	18,500,000.00	1,241,380.00	18,340,023.90	99.14
Subtotal							138,500,000.00	1,241,380.00	114,029,612.33	82.33
Azerbaijan										
9013	30 Jan 02	22 Oct 02	31 Dec 04	27	16 May 07	100.00	2,500,000.00	0.00	2,499,999.44	100.00
Subtotal							2,500,000.00	0.00	2,499,999.44	100.00
Kyrgyz Republic										
9055	8 Sep 04	14 Jan 05	30 Nov 08	47	27 Aug 09	100.00	1,000,000.00	0.00	769,763.57	76.98
9056	8 Sep 04	14 Jan 05	31 Mar 09	51	31 Jan 10	100.00	1,000,000.00	0.00	505,872.52	50.59
9059	15 Dec 04	2 May 05	1 Oct 08	42	14 Sep 09	100.00	1,000,000.00	0.00	664,467.20	66.45
9104	17 Jan 07	31 May 07	31 Jul 10	39	15 Nov 10	100.00	2,000,000.00	0.00	1,922,117.83	96.11
9108	28 May 07	21 Sep 07	21 Sep 11	49	14 Dec 11	100.00	1,000,000.00	0.00	950,070.55	95.01
9170	14 Jan 13	23 May 13	23 Nov 17	55	14 Jun 18	100.00	1,500,000.00	118,642.33	1,447,166.39	96.48
Subtotal							7,500,000.00	118,642.33	6,259,458.06	83.46

continued on next page

Appendix 4 continued

JFPR NO.	ADB Approval Date	Effective Date	Closing Date	Total Months	Financial		Grant Approved (\$)	2018	2000–2018	
					Closing Date	% Time Elapsed ^a		Amount Disbursed (\$)	Cumulative Amount Disbursed (\$)	% Disbursed
Pakistan										
9031	6 May 03	1 Oct 04	31 Dec 07	40	31 Oct 08	100.00	3,400,000.00	0.00	132,959.00	3.91
9067	28 Apr 05	8 Jul 06	30 Apr 09	34	31 Aug 09	100.00	1,000,000.00	0.00	0.00	0.00
9090	17 Mar 06	13 Jun 06	17 Jan 07	7	17 Jan 07	100.00	1,997,500.00	0.00	0.00	0.00
9092	27 Mar 06	13 Jun 06	31 Aug 08	27	18 Aug 10	100.00	5,000,000.00	0.00	4,814,041.96	96.28
9105	30 Jan 07	4 Apr 07	15 Sep 08	18	15 Sep 08	100.00	2,000,000.00	0.00	0.00	0.00
9197 ^b	31 Aug 18	7 Mar 19	31 Mar 24	62		0.00	3,000,000.00	0.00	0.00	0.00
Subtotal							16,397,500.00	0.00	4,947,000.96	30.17
Tajikistan										
9008	8 Aug 01	18 Mar 02	31 Dec 04	34	31 Oct 06	100.00	2,900,000.00	0.00	2,900,000.00	100.00
9040	13 Jan 04	8 Apr 04	31 Dec 08	58	31 Aug 09	100.00	2,000,000.00	0.00	1,719,233.79	85.96
9043	22 Jan 04	8 Apr 04	31 Dec 08	58	24 Jul 09	100.00	1,000,000.00	0.00	955,797.22	95.58
9078	4 Nov 05	8 Nov 05	21 Sep 09	47	30 Apr 10	100.00	1,800,000.00	0.00	1,659,175.45	92.18
9089	15 Mar 06	23 May 06	30 Nov 09	43	31 May 11	100.00	2,000,000.00	0.00	1,843,969.70	92.20
9111	23 Oct 07	30 Nov 07	30 May 10	30	16 Sep 10	100.00	2,000,000.00	0.00	1,988,183.22	99.41
9126	8 Sep 08	22 Jan 09	31 Aug 12	44	25 Jun 13	100.00	3,000,000.00	0.00	2,751,279.20	91.71
9171	7 Mar 13	9 Apr 13	30 Sep 16	42	16 Mar 17	100.00	2,500,000.00	0.00	2,491,880.67	99.68
9188	28 Sep 16	8 Aug 17	30 Jun 22	60		28.54	3,000,000.00	643,750.45	739,532.45	24.65
Subtotal							20,200,000.00	643,750.45	17,049,051.70	84.40
Uzbekistan										
9010	25 Oct 01	2 Nov 01	31 Dec 05	51	21 Jun 07	100.00	2,540,000.00	0.00	2,349,900.37	92.52
9054	24 Aug 04	25 Feb 05	31 Aug 08	43	19 Jul 10	100.00	1,500,000.00	0.00	1,354,889.00	90.33
9091	17 Mar 06	26 May 06	31 Mar 09	35	25 Apr 11	100.00	1,500,000.00	0.00	963,152.70	64.21
Subtotal							5,540,000.00	0.00	4,667,942.07	84.26
EAST ASIA							54,790,000.00	3,602,712.42	37,730,047.39	
China, People's Republic of										
9011	16 Nov 01	13 Jan 03	30 Jun 06	42	23 Jan 07	100.00	1,000,000.00	0.00	1,000,000.00	100.00
Subtotal							1,000,000.00	0.00	1,000,000.00	100.00
Mongolia										
9014	1 Apr 02	8 May 02	31 Mar 06	47	31 Dec 06	100.00	1,000,000.00	0.00	934,964.27	93.50
9015	7 May 02	4 May 03	31 Aug 07	53	23 Feb 08	100.00	2,200,000.00	0.00	2,001,928.60	91.00
9063	10 Feb 05	9 Mar 05	30 Sep 08	43	14 Jan 11	100.00	1,000,000.00	0.00	977,754.72	97.78
9085	20 Feb 06	31 Mar 06	30 Nov 09	45	08 Oct 10	100.00	1,000,000.00	0.00	932,888.35	93.29
9106	2 Mar 07	14 May 07	30 Sep 11	53	09 Jul 12	100.00	1,500,000.00	0.00	1,483,515.56	98.90
9109	29 Jun 07	23 Aug 07	31 Dec 11	53	22 Aug 12	100.00	2,000,000.00	0.00	1,897,735.79	94.89
9115	19 Dec 07	25 Apr 08	15 Nov 12	56	30 Aug 13	100.00	2,000,000.00	0.00	1,834,321.49	91.72

continued on next page

Appendix 4 continued

JFPR NO.	ADB			Total Months	Financial		Grant Approved (\$)	2018	2000–2018	
	Approval Date	Effective Date	Closing Date		Closing Date	% Time Elapsed ^a		Amount Disbursed (\$)	Cumulative Amount Disbursed (\$)	% Disbursed
9121	10 Jul 08	1 Sep 08	1 Dec 13	64	01 Jul 14	100.00	2,000,000.00	0.00	1,775,716.12	88.79
9124	30 Jul 08	15 Oct 08	1 Jun 12	44	12 Oct 12	100.00	2,000,000.00	0.00	1,999,569.88	99.98
9125	5 Aug 08	8 Oct 08	30 Jan 13	53	22 Jul 13	100.00	2,000,000.00	0.00	2,000,000.00	100.00
9127	23 Sep 08	10 Jan 09	30 Apr 12	40	15 Mar 13	100.00	2,000,000.00	0.00	1,799,651.68	89.98
9131	16 Mar 09	12 May 09	30 Aug 13	52	13 Mar 14	100.00	2,000,000.00	0.00	1,889,975.58	94.50
9136	30 Jul 09	16 Sep 09	31 Dec 13	52	30 Apr 14	100.00	3,000,000.00	0.00	2,435,369.12	81.18
9138	28 Aug 09	16 Sep 09	31 Dec 13	52	30 Jun 15	100.00	2,890,000.00	0.00	2,747,130.86	95.06
9139	9 Sep 09	9 Nov 09	28 Apr 13	42	05 Dec 13	100.00	2,400,000.00	0.00	2,157,533.78	89.90
9152	17 Dec 10	17 Jan 12	30 Apr 16	52	24 Aug 16	100.00	2,500,000.00	0.00	2,475,023.25	99.00
9164	8 Jun 12	13 Jun 12	30 Aug 16	51	30 Aug 16	100.00	2,500,000.00	0.00	2,494,224.21	99.77
9182	26 Nov 15	16 Mar 16	30 Sep 19	43		78.89	3,000,000.00	1,557,177.23	1,733,745.80	57.79
9183	7 Dec 15	16 Mar 16	30 Jun 20	52		65.09	3,000,000.00	570,169.27	1,475,249.49	49.17
9187	14 Sep 16	31 Jan 17	30 Apr 20	40		58.99	3,000,000.00	1,117,115.73	1,325,498.65	44.18
9189	10 Nov 16	7 Feb 17	30 Jun 21	53		43.14	2,800,000.00	358,250.19	358,250.19	12.79
9191	28 Nov 17	30 Apr 18	31 Oct 22	55		14.89	2,000,000.00	0.00	0.00	0.00
9192	4 Dec 17	28 Mar 18	30 Jun 22	52		17.88	3,000,000.00	0.00	0.00	0.00
9198 ^b	15 Oct 18	1 Feb 19	31 Dec 22	48		0.00	3,000,000.00	0.00	0.00	0.00
Subtotal							53,790,000.00	3,602,712.42	36,730,047.39	68.28
PACIFIC							20,480,000.00	1,103,302.44	14,740,347.85	
Marshall Islands										
9148	6 Aug 10	8 Sep 10	31 Jan 14	41	09 Jun 14	100.00	1,760,000.00	0.00	1,727,121.38	98.13
Subtotal							1,760,000.00	0.00	1,727,121.38	98.13
Micronesia, Federated States of										
9122	17 Jul 08	10 Sep 08	9 Jul 12	47	10 Mar 15	100.00	980,000.00	0.00	914,080.87	93.27
Subtotal							980,000.00	0.00	914,080.87	93.27
Papua New Guinea										
9002	14 Dec 00	13 Feb 03	31 Dec 07	59	27 Jan 09	100.00	1,740,000.00	0.00	1,110,008.78	63.79
9113	18 Dec 07	12 Jun 08	31 Oct 14	78	04 Dec 15	100.00	1,500,000.00	0.00	1,157,639.07	77.18
9130	2 Mar 09	3 Mar 09	2 Sep 13	55	04 Dec 17	100.00	2,000,000.00	0.00	1,935,856.21	96.79
9163	19 Apr 12	31 Oct 12	31 Dec 19	87		86.05	2,500,000.00	137,691.41	1,833,831.11	73.35
Subtotal							7,740,000.00	137,691.41	6,037,335.17	78.00
Samoa										
9166	31 Jul 12	29 Aug 12	31 Jan 17	54	05 Sep 17	100.00	2,000,000.00	0.00	1,713,565.30	85.68
Subtotal							2,000,000.00	0.00	1,713,565.30	85.68

continued on next page

Appendix 4 continued

JFPR NO.	ADB Approval Date	Effective Date	Closing Date	Total Months	Financial Closing Date	% Time Elapsed ^a	Grant Approved (\$)	2018	2000–2018	
								Amount Disbursed (\$)	Cumulative Amount Disbursed (\$)	% Disbursed
Timor-Leste										
9142	20 Nov 09	12 Mar 10	12 Mar 15	61	06 Oct 16	100.00	3,000,000.00	0.00	2,998,751.25	99.96
Subtotal							3,000,000.00	0.00	2,998,751.25	99.96
Vanuatu										
9181	16 Nov 15	3 Mar 16	30 Jun 20	53		65.38	5,000,000.00	965,611.03	1,349,493.88	26.99
Subtotal							5,000,000.00	965,611.03	1,349,493.88	26.99
SOUTH ASIA							99,380,000.00	9,798,535.67	62,866,405.38	
Bangladesh										
9009	17 Aug 01	25 Nov 01	30 Jun 06	56	28 Mar 07	100.00	900,000.00	0.00	753,021.03	83.67
9080	5 Dec 05	7 Jun 06	6 Aug 10	51	22 Jul 11	100.00	790,000.00	0.00	748,379.64	94.73
9129	27 Jan 09	7 Jan 10	31 Dec 14	61	01 Jul 15	100.00	2,000,000.00	0.00	1,082,748.93	54.14
9153	18 Jan 11	18 Jan 12	15 Apr 16	52	12 Sep 16	100.00	2,000,000.00	0.00	1,788,097.12	89.40
9172	27 Mar 13	25 Mar 14	30 Jun 18	52	11 Oct 18	100.00	2,000,000.00	435,811.71	1,964,882.29	98.24
9190	29 Mar 17	22 Jun 17	31 Dec 20	43		43.25	2,000,000.00	0.00	0.00	0.00
9194	26 Jun 18	28 Aug 18	31 Dec 22	53		7.88	1,500,000.00	0.00	0.00	0.00
Subtotal							11,190,000.00	435,811.71	6,337,129.01	56.63
Bhutan										
9069	9 Aug 05	30 Sep 05	31 Dec 09	52	31 Dec 10	100.00	500,000.00	0.00	481,753.80	96.35
9093	25 May 06	14 Jul 06	30 Oct 09	40	31 Mar 11	100.00	1,000,000.00	0.00	654,293.40	65.43
9103	15 Jan 07	27 Feb 07	31 Dec 10	47	31 Jul 12	100.00	1,990,000.00	0.00	1,869,783.01	93.96
9146	14 Jul 10	2 Aug 10	30 Jun 14	48	31 Aug 15	100.00	3,000,000.00	0.00	2,906,135.65	96.87
9149	12 Aug 10	23 Aug 10	22 Oct 13	39	18 Mar 14	100.00	3,000,000.00	0.00	3,000,000.00	100.00
9155	4 Feb 11	9 May 11	31 Dec 14	44	24 Jul 15	100.00	1,950,000.00	0.00	1,949,405.68	99.97
Subtotal							11,440,000.00	0.00	10,861,371.54	94.94
India										
9021	24 Sep 02	24 Sep 03	31 Jan 08	53	31 Mar 09	100.00	1,900,000.00	0.00	1,614,697.00	84.98
9026	6 Nov 02	18 Aug 03	31 Dec 07	53	18 Jun 08	100.00	3,400,000.00	0.00	1,960,511.56	57.66
9094	21 Jun 06	7 Oct 06	6 Oct 10	49	27 Jan 14	100.00	5,000,000.00	0.00	1,673,023.61	33.46
9134	19 Jun 09	17 Jul 09	31 Mar 17	94	19 Apr 18	100.00	2,000,000.00	1,217.76	1,898,910.42	94.95
9145	25 May 10	2 Jul 10	30 Jun 18	97	16 Aug 18	100.00	3,000,000.00	770,484.97	1,707,036.63	56.90
9147	30 Jul 10	21 Nov 11	31 Dec 18	87		100.00	3,000,000.00	1,195,051.86	1,942,182.20	64.74
9168	5 Oct 12	10 Jan 13	31 Jul 18	68	30 Nov 18	100.00	2,500,000.00	953,714.94	1,201,114.94	48.04
9196	29 Aug 18	16 Nov 18	30 Apr 23	54		2.77	3,000,000.00	0.00	0.00	0.00
Subtotal							23,800,000.00	2,920,469.53	11,997,476.36	50.41

continued on next page

Appendix 4 continued

JFPR NO.	ADB Approval Date	Effective Date	Closing Date	Total Months	Financial Closing Date	% Time Elapsed ^a	Grant Approved (\$)	2018	2000–2018	
								Amount Disbursed (\$)	Cumulative Amount Disbursed (\$)	% Disbursed
Maldives										
9066	29 Apr 05	5 May 05	4 May 09	49	11 May 11	100.00	1,000,000.00	0.00	621,215.67	62.12
9195	28 Jun 18	24 Oct 18	31 Dec 23	63		3.59	2,000,000.00	0.00	0.00	0.00
Subtotal							3,000,000.00	0.00	621,215.67	20.71
Nepal										
9007	15 May 01	5 Oct 01	31 Dec 05	52	31 Dec 05	100.00	800,000.00	0.00	617,586.09	77.20
9032	4 Aug 03	8 Apr 04	31 Mar 08	48	24 Jun 08	100.00	1,000,000.00	0.00	933,824.76	93.38
9101	13 Dec 06	23 Feb 07	15 Jul 11	53	29 Nov 12	100.00	1,000,000.00	0.00	802,673.99	80.27
9110	10 Oct 07	10 Feb 08	15 Jul 12	54	23 Oct 13	100.00	2,000,000.00	0.00	1,360,213.92	68.01
9135	3 Jul 09	19 Jan 10	30 Apr 14	52	18 Dec 14	100.00	750,000.00	0.00	715,813.06	95.44
9141	12 Oct 09	28 Apr 10	31 Dec 14	57	30 Aug 16	100.00	2,000,000.00	0.00	312,120.50	15.61
9144	9 Dec 09	11 Mar 10	25 Jul 13	41	CANCELLED	100.00	1,800,000.00	0.00	39,462.72	2.19
9157	28 Feb 11	8 Jun 11	15 Jan 16	56	15 Jan 18	100.00	2,000,000.00	24.99	1,394,202.92	69.71
9159	30 Mar 11	8 Jun 11	31 Jan 16	57	23 Nov 16	100.00	2,700,000.00	0.00	2,126,213.15	78.75
9180	7 Oct 15	8 Jan 16	30 Nov 19	47		76.51	15,000,000.00	6,442,229.44	9,669,669.56	64.46
Subtotal							29,050,000.00	6,442,254.43	17,971,780.67	61.86
Sri Lanka										
9025	16 Oct 02	10 Feb 03	30 Apr 09	76	31 Dec 10	100.00	900,000.00	0.00	701,822.31	77.98
9045	7 Apr 04	28 Jun 04	31 Mar 08	46	29 Aug 12	100.00	1,500,000.00	0.00	1,207,691.91	80.51
9076	4 Oct 05	2 Nov 05	30 Sep 07	23	31 Oct 08	100.00	2,000,000.00	0.00	1,949,080.02	97.45
9077	14 Oct 05	2 Nov 05	29 Feb 08	28	25 Jul 12	100.00	2,000,000.00	0.00	1,799,151.17	89.96
9116	21 Jan 08	26 Feb 08	15 Feb 11	36	15 Feb 11	100.00	2,000,000.00	0.00	1,999,245.07	99.96
9143	14 Dec 09	16 Feb 10	22 Feb 13	37	15 Aug 13	100.00	3,000,000.00	0.00	2,980,074.85	99.34
9150	19 Aug 10	26 Oct 10	28 Feb 14	41	04 Jun 14	100.00	2,500,000.00	0.00	2,492,730.98	99.71
9154	4 Feb 11	1 Aug 11	30 Sep 15	51	13 Jul 17	100.00	2,000,000.00	0.00	1,947,635.82	97.38
9186	26 Jul 16	29 Jun 17	31 Mar 22	58		31.68	2,000,000.00	0.00	0.00	0.00
9193	28 Mar 18	3 Aug 18	30 Sep 21	38		13.00	3,000,000.00	0.00	0.00	0.00
Subtotal							20,900,000.00	0.00	15,077,432.13	72.14
SOUTHEAST ASIA							158,365,400.00	14,405,824.12	121,898,007.98	
Cambodia										
9017	12 Jul 02	14 Aug 02	30 Jun 07	59	23 Jan 09	100.00	1,800,000.00	0.00	1,793,353.55	99.63
9023	25 Sep 02	24 Oct 02	31 Aug 05	35	31 Oct 06	100.00	1,000,000.00	0.00	1,000,000.00	100.00
9027	11 Nov 02	5 Feb 03	30 Nov 08	71	31 Mar 09	100.00	1,800,000.00	0.00	1,767,732.18	98.21
9028	25 Nov 02	17 Dec 02	31 Dec 06	49	21 Oct 08	100.00	3,000,000.00	0.00	2,458,361.46	81.95
9048	17 Jun 04	22 Sep 04	31 Oct 08	50	31 Aug 09	100.00	2,200,000.00	0.00	1,031,603.01	46.89

continued on next page

Appendix 4 continued

JFPR NO.	ADB			Total Months	Financial		Grant Approved (\$)	2018	2000–2018	
	Approval Date	Effective Date	Closing Date		Closing Date	% Time Elapsed ^a		Amount Disbursed (\$)	Cumulative Amount Disbursed (\$)	% Disbursed
9057	15 Nov 04	3 Feb 05	30 Jun 10	66	27 May 11	100.00	1,847,000.00	0.00	1,205,389.27	65.26
9061	4 Jan 05	3 Feb 05	31 Dec 08	48	31 Jul 09	100.00	1,870,000.00	0.00	1,560,323.88	83.44
9064	25 Feb 05	19 May 05	31 Mar 09	47	26 Aug 10	100.00	1,000,000.00	0.00	803,132.93	80.31
9081	21 Dec 05	13 Mar 06	30 Jun 10	52	25 Jan 11	100.00	1,800,000.00	0.00	1,747,677.45	97.09
9114	19 Dec 07	31 Jan 08	31 May 11	41	12 Jul 12	100.00	1,500,000.00	0.00	1,261,301.60	84.09
9133	20 Apr 09	2 Jul 09	31 Oct 12	41	19 Apr 13	100.00	2,000,000.00	0.00	1,869,576.92	93.48
9156	16 Feb 11	5 Apr 11	30 Dec 14	46	30 Apr 15	100.00	1,900,000.00	0.00	1,899,731.09	99.99
9178	03 Oct 14	27 Oct 14	31 Dec 18	51	26 Jun 19	100.00	2,500,000.00	768,065.97	1,985,413.79	79.42
Subtotal							24,217,000.00	768,065.97	20,383,597.13	84.17
Indonesia										
9000	20 Oct 00	24 Nov 00	30 Apr 06	66	11 Dec 06	100.00	1,000,000.00	0.00	818,269.24	81.83
9016	7 May 02	23 Jul 02	30 Jun 06	48	25 May 07	100.00	3,200,000.00	0.00	2,855,566.77	89.24
9049	17 Jun 04	12 Oct 04	12 Jun 09	57	30 Sep 10	100.00	1,500,000.00	0.00	407,905.74	27.19
9065	14 Mar 05	14 Jun 05	28 Feb 09	45	31 Aug 09	100.00	1,750,000.00	0.00	1,447,735.47	82.73
9072	6 Sep 05	14 Dec 05	15 Jun 11	67	19 Mar 12	100.00	2,500,000.00	0.00	2,404,439.27	96.18
9073	6 Sep 05	14 Dec 05	15 Jun 11	67	06 Mar 12	100.00	1,500,000.00	0.00	1,416,747.33	94.45
9074	6 Sep 05	14 Dec 05	14 Jul 09	44	16 Mar 11	100.00	2,000,000.00	0.00	1,903,092.03	95.15
9079	28 Nov 05	31 May 06	31 Dec 09	44	28 Feb 11	100.00	2,000,000.00	0.00	1,965,736.54	98.29
9132	20 Mar 09	31 Dec 09	30 Sep 17	94	31 Jan 18	100.00	2,000,000.00	1.68	1,796,901.25	89.85
Subtotal							17,450,000.00	1.68	15,016,393.64	86.05
Lao People's Democratic Republic										
9012	18 Dec 01	31 Jan 02	31 Dec 05	48	31 Oct 07	100.00	1,000,000.00	0.00	902,338.32	90.23
9034	12 Nov 03	10 Feb 04	10 Feb 08	49	30 Jun 09	100.00	530,000.00	0.00	519,466.63	98.01
9035	16 Dec 03	31 Mar 04	30 Jun 07	40	30 Apr 08	100.00	1,000,000.00	0.00	986,089.76	98.61
9062	4 Jan 05	17 Jun 05	31 Jan 11	68	15 Jun 12	100.00	1,500,000.00	0.00	1,426,047.12	95.07
9095	17 Aug 06	6 Mar 07	31 Dec 10	47	22 Apr 13	100.00	1,980,000.00	0.00	1,701,104.48	85.91
9107	11 May 07	15 Oct 07	14 Oct 11	49	09 Jul 12	100.00	533,500.00	0.00	460,266.85	86.27
9117	13 Feb 08	9 Apr 08	29 Feb 12	47	27 Jun 12	100.00	1,820,000.00	0.00	1,819,533.67	99.97
9137	14 Aug 09	23 Nov 09	23 Feb 13	40	26 Aug 13	100.00	3,000,000.00	0.00	2,999,855.62	100.00
Subtotal							11,363,500.00	0.00	10,814,702.45	95.17
Myanmar										
9174	11 Dec 13	4 Jun 14	31 Mar 20	71		78.56	12,000,000.00	2,848,651.29	8,199,710.05	68.33
9176	11 Dec 13	4 Jun 14	30 Jun 20	74		75.34	10,000,000.00	3,253,777.05	6,277,103.17	62.77
9177	27 Feb 14	4 Jun 14	31 Dec 19	68		82.07	4,000,000.00	1,517,905.50	2,414,317.81	60.36
9184	15 Dec 15	17 Aug 16	30 Jun 20	47		61.29	3,000,000.00	464,634.32	820,225.96	27.34
9185	22 Apr 16	21 Oct 16	30 Apr 20	43		62.24	10,000,000.00	5,035,892.40	9,463,892.40	94.64
Subtotal							39,000,000.00	13,120,860.56	27,175,249.39	69.68

continued on next page

Appendix 4 continued

JFPR NO.	ADB Approval Date	Effective Date	Closing Date	Total Months	Financial Closing Date	% Time Elapsed ^a	Grant Approved (\$)	2018	2000–2018	
								Amount Disbursed (\$)	Cumulative Amount Disbursed (\$)	% Disbursed
Philippines										
9001	31 Oct 00	22 Oct 01	31 Dec 07	75	21 Apr 08	100.00	2,800,000.00	0.00	2,799,989.51	100.00
9003	13 Dec 00	9 Jul 01	29 Feb 04	32	30 Jun 07	100.00	1,000,000.00	0.00	999,900.00	99.99
9004	21 Dec 00	13 Aug 01	31 Dec 04	41	30 Jun 07	100.00	1,000,000.00	0.00	994,164.20	99.42
9018	7 Aug 02	10 Jan 03	31 Dec 07	61	30 Jun 08	100.00	1,000,000.00	0.00	987,267.15	98.73
9022	24 Sep 02	8 Nov 02	31 Jan 07	52	30 Apr 08	100.00	3,600,000.00	0.00	3,600,000.00	100.00
9042	19 Jan 04	3 Aug 04	31 Oct 09	64	20 Jun 11	100.00	1,500,000.00	0.00	1,454,977.48	97.00
9088	14 Mar 06	25 May 06	30 Sep 10	53	30 Jun 11	100.00	900,000.00	0.00	808,509.05	89.83
9102	15 Dec 06	15 Dec 06	31 Jul 09	32	08 Dec 09	100.00	3,000,000.00	0.00	2,754,834.92	91.83
9118	15 Feb 08	17 Mar 08	30 Sep 12	55	26 Jul 13	100.00	1,000,000.00	0.00	717,717.11	71.77
9161	20 Feb 12	23 Mar 12	23 Sep 15	43	20 May 16	100.00	1,500,000.00	0.00	1,435,093.07	95.67
9162	9 Apr 12	22 May 12	30 Nov 16	55	02 May 17	100.00	1,500,000.00	0.00	1,466,253.42	97.75
9175	13 Dec 13	12 Mar 14	30 Jun 19	65		90.65	20,000,000.00	436,907.06	16,071,391.40	80.36
9201 ^b	14 Dec 18	19 Mar 19	30 Jun 21	28		0.00	3,000,000.00	0.00	0.00	0.00
Subtotal							41,800,000.00	436,907.06	34,090,097.31	81.56
Thailand										
9179	22 Oct 14	21 Jan 16	31 Mar 18	27		134.38	2,000,000.00	79,988.85	226,175.48	11.31
Subtotal							2,000,000.00	79,988.85	226,175.48	11.31
Viet Nam										
9033	30 Oct 03	27 Oct 04	31 Dec 08	51	24 Jun 10	100.00	620,000.00	0.00	618,597.31	99.77
9046	15 Apr 04	11 Jun 04	31 Dec 07	43	23 Oct 09	100.00	820,000.00	0.00	577,396.58	70.41
9058	2 Dec 04	12 May 05	11 Nov 08	43	23 Oct 09	100.00	1,000,000.00	0.00	751,065.51	75.11
9071	22 Aug 05	4 Aug 06	28 Feb 10	43	31 Mar 11	100.00	900,000.00	0.00	884,212.01	98.25
9083	17 Jan 06	6 Dec 06	31 Dec 10	50	09 Sep 11	100.00	1,994,900.00	0.00	1,981,092.84	99.31
9098	17 Nov 06	18 Sep 07	30 Nov 10	39	09 Sep 11	100.00	1,000,000.00	0.00	989,657.64	98.97
9099	29 Nov 06	18 Oct 07	18 Oct 11	49	22 Jan 13	100.00	1,500,000.00	0.00	1,388,023.17	92.53
9112	27 Nov 07	20 Jun 08	20 Jun 12	49	27 Nov 12	100.00	2,000,000.00	0.00	1,985,136.30	99.26
9119	19 Feb 08	26 Sep 08	25 Sep 13	61	22 Jan 15	100.00	1,900,000.00	0.00	1,733,793.75	91.25
9120	26 Jun 08	10 Nov 08	28 Feb 13	52	08 Jan 14	100.00	2,000,000.00	0.00	933,344.05	46.67
9123	18 Jul 08	21 Oct 08	20 Oct 12	49	16 Apr 13	100.00	1,300,000.00	0.00	1,044,789.92	80.37
9140	5 Oct 09	19 Oct 09	30 Jan 13	40	23 Dec 13	100.00	1,500,000.00	0.00	1,304,683.50	86.98
9199 ^b	11 Dec 18					0.00	3,000,000.00	0.00	0.00	0.00
9200 ^b	12 Dec 18					0.00	3,000,000.00	0.00	0.00	0.00
Subtotal							22,534,900.00	0.00	14,191,792.58	62.98
REGIONAL							28,100,000.00	1,445,687.59	24,682,874.19	
9005	26 Apr 01	28 Sep 01	31 Mar 07	67	30 Mar 11	100.00	6,850,000.00	0.00	6,562,734.80	95.81
9006	8 May 01	4 Jun 01	31 Jan 06	57	29 Sep 06	100.00	8,000,000.00	0.00	7,958,851.92	99.49

continued on next page

Appendix 4 continued

JFPR NO.	ADB			Total Months	Financial		Grant Approved (\$)	2018	2000–2018	
	Approval Date	Effective Date	Closing Date		Closing Date	% Time Elapsed ^a		Amount Disbursed (\$)	Cumulative Amount Disbursed (\$)	% Disbursed
9036	18 Dec 03	11 Jul 05	31 Dec 08	42	20 May 10	100.00	750,000.00	0.00	732,952.69	97.73
9052	22 Jul 04	21 Feb 05	31 Dec 07	35	17 Aug 11	100.00	2,000,000.00	0.00	1,598,465.46	79.92
9151	13 Sep 10	18 Jan 11	30 Jun 15	54	29 Jan 18	100.00	3,000,000.00	20.00	2,752,405.26	91.75
9158	18 Mar 11	8 Nov 11	31 Dec 17	75	07 Mar 19	100.00	3,000,000.00	157,167.08	2,574,153.68	85.81
9160	2 Nov 11	15 May 12	15 Nov 18	79		100.00	2,000,000.00	335,746.98	849,691.03	42.48
9173	21 May 13	8 Nov 13	31 Dec 18	63		100.00	2,500,000.00	952,753.53	1,653,619.35	66.14
Subtotal							28,100,000.00	1,445,687.59	24,682,874.19	87.84
TECHNICAL ASSISTANCE							317,146,500.00	29,709,361.76	211,901,337.70	66.81
CENTRAL AND WEST ASIA							26,800,000.00	3,991,023.48	10,672,534.64	
Afghanistan										
7637	6 Nov 10	2 Dec 10	30 Jun 13	31	31 Jan 14	100.00	1,500,000.00	0.00	1,408,992.16	93.93
9273	8 Dec 16	17 Jan 17	31 Aug 19	32		74.58	2,000,000.00	1,284,111.63	1,284,111.63	64.21
Subtotal							3,500,000.00	1,284,111.63	2,693,103.79	76.95
Armenia										
8875	28 Jan 15	13 Mar 15	01 Nov 17	32	11 Dec 17	100.00	550,000.00	0.00	549,600.00	99.93
9254	5 Dec 16	23 Jan 17	31 Mar 18	14	29 Jun 18	100.00	2,000,000.00	2,473.92	22,753.69	1.14
Subtotal							2,550,000.00	2,473.92	572,353.69	22.45
Kazakhstan										
9522	10 May 18	31 May 18	30 Sep 20	28		25.09	1,200,000.00	94,248.24	94,248.24	7.85
Subtotal							1,200,000.00	94,248.24	94,248.24	7.85
Kyrgyz Republic										
8688	21 Jul 14	27 Aug 14	31 Dec 17	41	28 Feb 18	100.00	1,000,000.00	7,487.63	605,124.02	60.51
9390	27 Sep 17	9 Nov 17	31 Aug 19	22		63.18	1,100,000.00	447,832.75	447,832.75	40.71
Subtotal							2,100,000.00	455,320.38	1,052,956.77	50.14
Pakistan										
8800	15 Dec 14	16 Feb 15	31 Dec 18	47	01 Feb 19	100.00	1,100,000.00	567,804.45	1,089,864.52	99.08
9223	7 Nov 16	02 Dec 16	31 Dec 19	37		67.53	2,000,000.00	446,955.55	488,563.55	24.43
9255	5 Dec 16	27 Dec 16	31 Dec 19	37		66.79	2,000,000.00	0.00	0.00	0.00
9576	31 Aug 18	27 Sep 18	31 Dec 22	52		6.11	2,000,000.00	0.00	0.00	0.00
Subtotal							7,100,000.00	1,014,760.00	1,578,428.07	22.23
Tajikistan										
8394	25 Jun 13	19 Aug 13	31 Jul 19	72	10 Jun 19	90.24	750,000.00	1,414.22	220,158.28	29.35
8546	10 Dec 13	14 Feb 14	30 Jun 15	17	18 Mar 16	100.00	700,000.00	0.00	643,028.66	91.86
8557	13 Dec 13	14 Feb 14	30 Nov 18	58		100.00	1,000,000.00	-27,423.55	863,427.18	86.34
9183	28 Sep 16	21 Oct 16	31 Dec 21	63		42.22	2,000,000.00	360,164.51	542,250.51	27.11
Subtotal							4,450,000.00	334,155.18	2,268,864.63	50.99

continued on next page

Appendix 4 continued

JFPR NO.	ADB		Closing Date	Total Months	Financial		Grant Approved (\$)	2018	2000–2018	
	Approval Date	Effective Date			Closing Date	% Time Elapsed ^a		Amount Disbursed (\$)	Cumulative Amount Disbursed (\$)	% Disbursed
Turkmenistan										
9637	8 Nov 18	20 Dec 18	31 May 21	30		1.23	1,500,000.00	0.00	0.00	0.00
Subtotal							1,500,000.00	0.00	0.00	0.00
Uzbekistan										
7917	15 Nov 11	16 Dec 11	30 Nov 13	24	31 Jul 14	100.00	1,500,000.00	0.00	1,500,000.00	100.00
9256	5 Dec 16	3 Jan 17	30 Apr 20	40		59.93	900,000.00	438,184.25	544,809.57	60.53
9459	12 Dec 17	3 Jan 18	31 Aug 19	20		59.83	2,000,000.00	367,769.88	367,769.88	18.39
Subtotal							4,400,000.00	805,954.13	2,412,579.45	54.83
EAST ASIA							37,100,000.00	3,966,309.17	24,286,918.42	
Mongolia										
7571	4 Aug 10	23 Aug 10	31 Mar 13	32	17 May 13	100.00	400,000.00	0.00	381,933.98	95.48
7591	3 Sep 10	30 Sep 10	30 Sep 12	24	29 Nov 12	100.00	600,000.00	0.00	562,046.98	93.67
7619	19 Oct 10	2 Feb 11	30 Dec 13	35	18 Sep 14	100.00	1,000,000.00	0.00	849,956.73	85.00
7844	11 Aug 11	27 Sep 11	31 Mar 15	43	26 Mar 15	100.00	2,000,000.00	0.00	1,734,694.03	86.73
7882	7 Oct 11	4 Nov 11	30 Sep 12	11	28 Nov 12	100.00	700,000.00	0.00	612,128.20	87.45
7970	13 Dec 11	17 Jan 12	30 Sep 14	33	17 Sep 14	100.00	1,500,000.00	0.00	1,490,059.68	99.34
8080	22 May 12	18 Jun 12	15 Nov 17	66	21 Dec 17	100.00	900,000.00	0.00	724,452.50	80.49
8212	8 Nov 12	19 Dec 12	30 Jun 17	55	22 Sep 17	100.00	1,000,000.00	0.00	797,618.78	79.76
8241	6 Dec 12	7 Feb 13	31 May 16	40	14 Oct 16	100.00	1,000,000.00	0.00	970,835.21	97.08
8299	19 Dec 12	7 Feb 13	30 Jun 15	29	28 Sep 15	100.00	1,000,000.00	0.00	897,799.46	89.78
8466	25 Sep 13	13 Dec 13	31 Oct 17	47	26 Jan 18	100.00	1,500,000.00	33,590.29	1,368,707.78	91.25
8467	1 Oct 13	13 Dec 13	30 Sep 16	34	31 Dec 16	100.00	1,500,000.00	0.00	1,318,781.72	87.92
8560	13 Dec 13	06 Jan 14	31 Dec 16	36	21 Sep 17	100.00	1,000,000.00	0.00	577,403.60	57.74
8649	12 May 14	30 May 14	31 Mar 19	59	31 Jan 19	100.00	2,000,000.00	192,170.00	1,539,857.86	76.99
8742	29 Oct 14	10 Nov 14	30 Nov 16	25	28 Feb 17	100.00	1,100,000.00	0.00	806,589.93	73.33
8802	12 Dec 14	28 Jan 15	31 Oct 17	34	09 Feb 18	100.00	400,000.00	15,251.19	391,177.34	97.79
8850	12 Dec 14	11 Aug 15	31 Dec 17	29	01 Mar 18	100.00	1,000,000.00	599.90	815,089.37	81.51
8874	13 Jan 15	28 Jan 15	31 Aug 18	44	17 Dec 18	100.00	2,000,000.00	1,114,562.78	1,902,165.68	95.11
8931	16 Jul 15	30 Oct 15	30 Apr 18	30	31 Jul 18	100.00	1,000,000.00	157,204.68	893,011.59	89.30
8939	11 Aug 15	07 Sep 15	31 Dec 17	28	28 Mar 18	100.00	700,000.00	-99.43	425,036.00	60.72
8960	23 Sep 15	20 Oct 15	31 Dec 20	63		61.51	2,000,000.00	258,243.20	567,343.29	28.37
8970	02 Oct 15	23 Oct 15	31 May 19	44		88.53	1,000,000.00	313,849.42	569,111.58	56.91
9030	10 Dec 15	26 Jan 16	31 Oct 18	34	28 Jan 19	100.00	1,000,000.00	179,231.18	987,509.51	98.75
9201	05 Oct 16	22 Dec 16	14 May 19	29		84.65	700,000.00	364,606.02	585,007.35	83.57
9216	03 Nov 16	30 Nov 16	30 Sep 19	34		73.60	800,000.00	136,427.13	601,108.57	75.14
9230	14 Nov 16	22 Dec 16	30 Apr 19	29		86.03	1,100,000.00	540,364.78	1,100,000.00	100.00

continued on next page

Appendix 4 continued

JFPR NO.	ADB			Total Months	Financial		Grant Approved (\$)	2018	2000–2018	
	Approval Date	Effective Date	Closing Date		Closing Date	% Time Elapsed ^a		Amount Disbursed (\$)	Cumulative Amount Disbursed (\$)	% Disbursed
9233	18 Nov 16	23 Feb 17	30 Nov 18	22	17 Dec 18	100.00	500,000.00	264,677.36	421,861.23	84.37
9376	15 Sep 17	20 Oct 17	31 Oct 19	25		58.97	600,000.00	55,325.20	55,325.00	9.22
9386	21 Sep 17	20 Oct 17	30 Nov 19	26		56.68	1,000,000.00	146,157.63	146,157.63	14.62
9440	05 Dec 17	26 Apr 18	30 Jun 20	27		31.28	1,000,000.00	77,147.84	77,147.84	7.71
9451	05 Dec 17	26 Apr 18	10 Mar 20	23		36.40	1,500,000.00	117,000.00	117,000.00	7.80
9591	18 Sep 18	09 Oct 18	31 Mar 20	18		15.40	600,000.00	0.00	0.00	0.00
9666 ^b	06 Dec 18	10 Jan 19	31 Dec 20	24		0.00	2,000,000.00	0.00	0.00	0.00
9701 ^b	24 Dec 18	10 Jan 19	30 Nov 20	23		0.00	1,000,000.00	0.00	0.00	0.00
Subtotal							37,100,000.00	3,966,309.17	24,286,918.42	65.46
PACIFIC							8,375,000.00	0.00	7,301,260.66	
Cook Islands										
7646	12 Nov 10	29 Nov 10	29 Feb 12	15	31 May 12	100.00	300,000.00	0.00	278,531.22	92.84
8439	4 Sep 13	11 Sep 13	30 Apr 14	8	14 May 14	100.00	500,000.00	0.00	495,000.00	99.00
Subtotal							800,000.00	0.00	773,531.22	96.69
Kiribati										
8478	8 Oct 13	21 Oct 13	31 Mar 19	66	01 Apr 19	95.47	800,000.00	0.00	799,104.88	99.89
Subtotal							800,000.00	0.00	799,104.88	99.89
Micronesia, Federated States of										
7927	23 Nov 11	09 Jan 12	30 Nov 15	47	21 Dec 16	100.00	700,000.00	0.00	564,630.83	80.66
8143	23 Aug 12	5 Nov 12	31 Aug 13	10	30 Jan 14	100.00	600,000.00	0.00	487,788.84	81.30
Subtotal							1,300,000.00	0.00	1,052,419.67	80.96
Papua New Guinea										
7782	23 Feb 11	4 Apr 11	31 Dec 15	58	05 Apr 16	100.00	800,000.00	0.00	431,968.41	54.00
7869	20 Sep 11	21 Oct 11	21 Dec 12	14	18 Apr 13	100.00	600,000.00	0.00	537,251.85	89.54
Subtotal							1,400,000.00	0.00	969,220.26	69.23
Solomon Islands										
7715	15 Dec 10	1 Feb 11	31 Dec 15	60	28 Oct 16	100.00	800,000.00	0.00	760,823.40	95.10
8217	16 Nov 12	20 Dec 12	30 Sep 14	22	18 Jun 15	100.00	600,000.00	0.00	539,042.86	89.84
Subtotal							1,400,000.00	0.00	1,299,866.26	92.85
Timor-Leste										
7698	13 Dec 10	13 Dec 10	15 Dec 12	24	23 May 13	100.00	225,000.00	0.00	178,689.80	79.42
7741	14 Dec 10	10 Jan 11	31 Mar 13	27	21 May 13	100.00	600,000.00	0.00	585,527.23	97.59
8256	10 Dec 12	4 Feb 13	30 Jun 16	41	01 Oct 16	100.00	850,000.00	0.00	815,616.22	95.95
Subtotal							1,675,000.00	0.00	1,579,833.25	94.32

continued on next page

Appendix 4 continued

JFPR NO.	ADB Approval Date	Effective Date	Closing Date	Total Months	Financial Closing Date	% Time Elapsed ^a	Grant Approved (\$)	2018	2000–2018	
								Amount Disbursed (\$)	Cumulative Amount Disbursed (\$)	% Disbursed
Tonga										
7940	2 Dec 11	23 Jan 12	31 Mar 13	14	12 Jul 13	100.00	500,000.00	0.00	499,999.17	100.00
Subtotal							500,000.00	0.00	499,999.17	100.00
Vanuatu										
7588	1 Sep 10	1 Oct 10	31 Dec 14	52	30 Jan 15	100.00	500,000.00	0.00	327,285.95	65.46
Subtotal							500,000.00	0.00	327,285.95	65.46
SOUTH ASIA							71,425,000.00	6,030,126.10	48,005,151.55	
Bangladesh										
7720	3 Dec 10	22 May 11	30 Jun 16	62	30 Nov 16	100.00	500,000.00	0.00	481,457.99	96.29
7890	18 Oct 11	18 Dec 11	30 Apr 13	17	10 Dec 13	100.00	700,000.00	0.00	487,381.75	69.63
7979	14 Dec 11	10 Dec 12	31 Dec 18	74	31 Jan 19	100.00	1,000,000.00	28,993.56	941,051.75	94.11
7989	14 Dec 11	19 Jun 12	30 Apr 14	23	23 Jul 14	100.00	700,000.00	0.00	693,163.09	99.02
8054	21 Feb 12	29 May 12	30 Jun 14	25	24 Sep 14	100.00	1,200,000.00	0.00	1,152,059.05	96.00
8072	17 Apr 12	27 Mar 13	31 Dec 16	46	09 May 17	100.00	1,000,000.00	0.00	931,322.34	93.13
8128	6 Aug 12	19 Dec 12	30 Jun 14	19	31 Oct 14	100.00	900,000.00	0.00	833,559.47	92.62
8144	28 Aug 12	25 Feb 13	30 Nov 15	34	30 Nov 15	100.00	500,000.00	0.00	412,692.01	82.54
8221	22 Nov 12	14 Nov 13	31 Oct 15	24	29 Feb 16	100.00	1,500,000.00	0.00	1,397,385.56	93.16
8228	28 Nov 12	6 Mar 13	24 Jun 15	28	28 Aug 15	100.00	750,000.00	0.00	617,299.95	82.31
8436	20 Aug 13	9 Dec 13	31 Dec 17	49	22 Feb 18	100.00	1,500,000.00	48,716.83	1,170,414.87	78.03
8803	12 Dec 14	20 Oct 15	30 Jun 19	45		86.58	1,000,000.00	138,019.96	560,739.14	56.07
8956	18 Sep 15	28 Jan 16	30 Jun 20	54		66.13	1,500,000.00	528,907.99	1,256,869.28	83.79
9068	19 Jan 16	23 Jan 17	18 Jan 21	49		48.56	2,000,000.00	0.00	0.00	0.00
9275	13 Dec 16	23 Jan 17	31 Oct 18	22	18 Dec 18	100.00	800,000.00	176,274.28	763,662.84	95.46
9575 ^b	27 Aug 18						2,000,000.00	0.00	0.00	0.00
Subtotal							17,550,000.00	920,912.62	11,699,059.09	66.66
Bhutan										
7887	10 Oct 11	8 Nov 11	12 Dec 14	38	29 Jun 15	100.00	1,000,000.00	0.00	973,116.68	97.31
8076	11 May 12	7 Jun 12	31 Oct 13	17	30 Sep 14	100.00	525,000.00	0.00	452,027.45	86.10
8437	20 Aug 13	11 Sep 13	31 Dec 17	52	16 Mar 18	100.00	1,500,000.00	85,838.93	1,106,346.06	73.76
8623	28 Feb 14	26 Mar 14	30 Jun 16	28	30 Sep 16	100.00	1,500,000.00	0.00	1,468,495.82	97.90
8712	1 Sep 14	30 Sep 14	31 Aug 16	23	28 Nov 16	100.00	750,000.00	0.00	556,480.60	74.20
9005	3 Dec 15	8 Jan 16	30 Nov 20	60		60.85	1,500,000.00	191,564.77	405,604.77	27.04
9016	9 Dec 15	5 Jan 16	31 Aug 19	44		81.78	1,500,000.00	557,390.68	1,088,093.65	72.54
Subtotal							8,275,000.00	834,794.38	6,050,165.03	73.11

continued on next page

Appendix 4 continued

JFPR NO.	ADB Approval Date	Effective Date	Closing Date	Total Months	Financial		Grant Approved (\$)	2018	2000-2018	
					Closing Date	% Time Elapsed ^a		Amount Disbursed (\$)	Cumulative Amount Disbursed (\$)	% Disbursed
India										
7625	22 Oct 10	27 Jan 11	31 Dec 13	36	30 Jun 14	100.00	2,000,000.00	0.00	2,000,000.00	100.00
7749	29 Nov 10	28 Apr 11	31 Jan 13	21	31 Jul 13	100.00	1,000,000.00	0.00	976,465.87	97.65
7771	11 Jan 11	17 Mar 11	31 Dec 11	10	31 May 12	100.00	500,000.00	0.00	190,775.77	38.16
7808	17 May 11	27 Sep 11	31 Aug 15	48	25 Jul 16	100.00	2,000,000.00	0.00	962,038.56	48.10
7838	21 Jul 11	25 May 12	31 Dec 14	32	31 May 15	100.00	1,200,000.00	0.00	1,025,219.30	85.43
7947	2 Dec 11	2 Mar 12	31 Dec 14	34	29 Apr 15	100.00	700,000.00	0.00	602,183.50	86.03
8110	12 Jul 12	10 Apr 13	5 Oct 15	30	15 Nov 16	100.00	1,300,000.00	0.00	1,299,999.00	100.00
8279	17 Dec 12	31 Jan 14	31 Jul 15	18	29 Sep 15	100.00	800,000.00	0.00	512,217.73	64.03
8468	27 Sep 13	24 Jan 14	31 Jul 19	67		89.47	2,000,000.00	197,233.98	1,511,881.02	75.59
8626	07 Mar 14	15 Jul 14	31 Mar 17	33	26 Jun 17	100.00	1,500,000.00	0.00	1,169,538.91	77.97
8760	19 Nov 14	01 Dec 14	30 Jun 19	56		89.17	1,500,000.00	269,200.00	1,124,193.47	74.95
8899	28 May 15	30 Jul 15	30 Mar 20	57		73.31	2,000,000.00	1,123,545.42	1,442,863.50	72.14
8949	03 Sep 15	31 Dec 15	30 Sep 19	46		80.06	2,000,000.00	1,042,264.99	1,551,121.99	77.56
9031	09 Dec 15	31 Mar 16	31 Dec 18	34		100.00	1,000,000.00	309,358.54	891,822.00	89.18
9330 ^b	21 Jun 17	14 Jun 19	30 Jun 21	25		0.00	2,000,000.00	0.00	0.00	0.00
9595	26 Sep 18	16 Nov 18	30 Nov 20	25		6.04	2,000,000.00	0.00	0.00	0.00
Subtotal							23,500,000.00	2,941,602.93	15,260,320.62	64.94
Maldives										
8525	4 Dec 13	03 Mar 14	31 Dec 17	47	22 Dec 17	100.00	850,000.00	0.00	727,800.42	85.62
Subtotal							850,000.00	0.00	727,800.42	85.62
Nepal										
7573	9 Aug 10	17 Sep 10	30 Nov 11	15	30 Nov 11	100.00	500,000.00	0.00	480,621.47	96.12
7590	2 Sep 10	28 Sep 10	31 Dec 14	52	29 Jun 15	100.00	2,000,000.00	0.00	1,992,552.56	99.63
7666	26 Nov 10	3 Jan 11	31 Dec 11	12	31 Oct 12	100.00	600,000.00	0.00	416,479.82	69.41
7727	13 Dec 10	3 Jan 11	30 Sep 12	21	31 Dec 12	100.00	800,000.00	0.00	655,600.80	81.95
7777	27 Jan 11	21 Mar 11	31 Aug 12	18	19 Apr 13	100.00	600,000.00	0.00	485,179.27	80.86
7936	1 Dec 11	29 Dec 11	31 Jul 13	19	31 Oct 13	100.00	700,000.00	0.00	636,511.25	90.93
7992	9 Dec 11	1 Feb 12	25 Sep 13	20	20 Dec 13	100.00	500,000.00	0.00	471,200.41	94.24
8050	24 Jan 12	1 Mar 12	30 Sep 14	31	31 Dec 14	100.00	800,000.00	0.00	747,697.75	93.46
8329	21 Feb 13	22 Mar 13	31 Dec 16	46	30 Jun 17	100.00	1,500,000.00	0.00	1,433,527.37	95.57
8412	30 Jul 13	22 Aug 13	31 Dec 16	41	01 Jul 17	100.00	1,000,000.00	0.00	760,236.75	76.02
8442	2 Sep 13	7 Oct 13	31 Aug 17	47	20 Nov 17	100.00	1,500,000.00	0.00	1,397,897.09	93.19
9334	29 Jun 17	24 Jul 17	29 Jun 20	36		49.02	2,000,000.00	22,820.80	22,820.80	1.14
9346	24 Jul 17	15 Aug 17	29 Feb 20	31		54.20	1,000,000.00	174,612.58	188,205.69	18.82
Subtotal							13,500,000.00	197,433.38	9,688,531.03	71.77

continued on next page

Appendix 4 continued

JFPR NO.	ADB Approval Date	Effective Date	Closing Date	Total Months	Financial Closing Date	% Time Elapsed ^a	Grant Approved (\$)	2018	2000–2018	
								Amount Disbursed (\$)	Cumulative Amount Disbursed (\$)	% Disbursed
Sri Lanka										
7600	17 Sep 10	8 Dec 10	31 Jul 12	20	30 Jun 13	100.00	1,000,000.00	0.00	976,183.70	97.62
7659	23 Nov 10	17 Dec 10	31 Aug 12	21	31 Dec 12	100.00	700,000.00	0.00	599,393.89	85.63
7746	10 Dec 10	21 Mar 11	31 Oct 12	20	31 Dec 12	100.00	800,000.00	0.00	738,964.13	92.37
9080	15 Feb 16	19 Feb 16	14 Feb 21	61		57.41	2,000,000.00	420,006.06	1,007,633.71	50.38
9161	29 Aug 16	21 Sep 16	30 Nov 19	39		71.33	1,500,000.00	573,732.73	1,045,312.93	69.69
9213	26 Oct 16	14 Dec 16	14 Oct 19	34		72.24	500,000.00	141,644.00	211,787.00	42.36
9597	27 Sep 18	7 Nov 18	30 Nov 20	25		7.16	1,250,000.00	0.00	0.00	0.00
Subtotal							7,750,000.00	1,135,382.79	4,579,275.36	59.09
SOUTHEAST ASIA							108,470,000.00	11,318,191.19	74,132,084.90	
Cambodia										
8121	18 Jul 12	6 Sep 12	31 Dec 15	40	10 Jun 16	100.00	700,000.00	0.00	672,537.86	96.08
8188	4 Oct 12	30 Oct 12	31 Oct 15	37	29 Feb 16	100.00	1,000,000.00	0.00	966,030.71	96.60
8669	17 Jun 14	17 Jul 14	30 Jun 18	48	25 Jun 19	112.74	2,000,000.00	589,236.47	1,759,876.73	87.99
8773	27 Nov 14	13 Jan 15	30 Sep 18	45	31 Jan 19	100.00	1,000,000.00	210,593.97	747,251.36	74.73
8942	13 Aug 15	10 Sep 15	30 Sep 17	25	02 Jan 18	100.00	1,000,000.00	0.00	766,710.61	76.67
9182	22 Sep 16	14 Dec 16	30 Jul 19	32		77.97	2,000,000.00	701,599.20	1,010,109.19	50.51
9300	24 Feb 17	3 Apr 17	31 Oct 19	31		67.69	1,500,000.00	887,099.64	1,076,878.85	71.79
9315	8 May 17	30 Jun 17	31 Oct 19	28		64.36	1,400,000.00	301,474.51	301,474.51	21.53
9503	21 Feb 18	6 Apr 18	30 Jun 21	39		22.78	1,500,000.00	0.00	0.00	0.00
9545	29 Jun 18	1 Aug 18	30 Jun 20	23		21.75	1,500,000.00	0.00	0.00	0.00
Subtotal							13,600,000.00	2,690,003.79	7,300,869.82	53.68
Indonesia										
7653	19 Nov 10	4 Jan 11	30 Jun 14	42	18 Sep 14	100.00	1,000,000.00	0.00	999,686.33	99.97
7729	10 Dec 10	19 Sep 11	30 Jun 14	34	26 Sep 14	100.00	500,000.00	0.00	440,850.65	88.17
7768	14 Dec 10	11 Feb 11	31 Mar 14	38	31 Jul 14	100.00	500,000.00	0.00	473,198.07	94.64
7843	5 Aug 11	22 Sep 11	31 Dec 15	52	30 Apr 16	100.00	1,000,000.00	0.00	878,957.75	87.90
7849	18 Aug 11	31 Oct 11	30 Nov 15	50	29 Feb 16	100.00	1,800,000.00	0.00	1,518,977.66	84.39
7871	23 Sep 11	21 Feb 12	30 Oct 15	45	28 Dec 16	100.00	1,500,000.00	0.00	1,453,363.25	96.89
7909	8 Nov 11	22 Mar 12	30 Apr 16	50	08 Nov 16	100.00	700,000.00	0.00	625,503.52	89.36
7993	13 Dec 11	5 Mar 12	30 Nov 13	21	18 Mar 14	100.00	1,000,000.00	0.00	999,843.92	99.98
8045	12 Dec 11	9 May 12	15 Jun 15	38	22 Dec 15	100.00	500,000.00	0.00	457,521.94	91.50
8057	20 Feb 12	4 Jul 12	30 Jun 15	36	31 Mar 16	100.00	800,000.00	0.00	786,961.77	98.37
8202	11 Oct 12	21 Feb 13	30 Nov 15	34	01 Sep 16	100.00	800,000.00	0.00	662,336.92	82.79
8224	8 Nov 12	8 Apr 13	8 Jun 16	39	31 Jan 17	100.00	800,000.00	0.00	772,879.22	96.61
8326	24 Jan 13	27 Jun 13	31 Jan 16	32	29 Apr 16	100.00	1,000,000.00	0.00	868,034.67	86.80

continued on next page

Appendix 4 continued

JFPR NO.	ADB			Total Months	Financial		Grant Approved (\$)	2018	2000–2018	
	Approval Date	Effective Date	Closing Date		Closing Date	% Time Elapsed ^a		Amount Disbursed (\$)	Cumulative Amount Disbursed (\$)	% Disbursed
9391	27 Sep 17	23 Nov 17	31 May 21	43		31.36	2,000,000.00	151,472.00	151,472.00	7.57
9558 ^b	6 Aug 18	20 May 19	30 Jun 21	26		0.00	2,000,000.00	0.00	0.00	0.00
9609 ^b	9 Oct 18	6 Mar 19	30 Sep 20	19		0.00	2,000,000.00	0.00	0.00	0.00
9678 ^b	11 Dec 18	16 May 19	31 Dec 20	20		0.00	1,150,000.00	0.00	0.00	0.00
Subtotal							19,050,000.00	151,472.00	11,089,587.67	58.21
Lao People's Democratic Republic										
7612	27 Sep 10	3 Dec 10	31 Mar 14	40	30 Jun 14	100.00	1,000,000.00	0.00	910,813.32	91.08
7624	22 Oct 10	24 Nov 10	31 Dec 13	38	31 May 14	100.00	480,000.00	0.00	420,552.44	87.62
7728	14 Dec 10	13 Jan 11	31 Mar 14	39	30 Nov 14	100.00	1,200,000.00	0.00	1,144,851.18	95.40
7866	9 Sep 11	11 Nov 11	31 May 14	31	20 May 14	100.00	1,000,000.00	0.00	32,907.51	3.29
7964	12 Dec 11	17 Jan 12	30 Sep 14	33	01 Dec 17	100.00	700,000.00	0.00	613,795.34	87.69
8086	29 May 12	23 Jul 12	4 Nov 16	52	08 Dec 16	100.00	1,000,000.00	0.00	836,686.18	83.67
8848	17 Dec 14	5 Mar 15	31 Dec 17	34	06 Apr 18	100.00	1,500,000.00	110,358.55	604,888.31	40.33
9115	13 May 16	22 Jun 16	30 May 19	36		86.01	1,500,000.00	512,888.03	969,680.01	64.65
9190	29 Sep 16	31 Oct 16	31 Aug 18	22	22 Nov 18	100.00	2,000,000.00	985,841.49	1,927,616.51	96.38
9323	31 May 17	17 Jul 17	31 Dec 20	42		42.12	1,500,000.00	1,160,098.00	1,160,098.00	77.34
Subtotal							11,880,000.00	2,769,186.07	8,621,888.80	72.57
Myanmar										
8190	8 Oct 12	8 Oct 12	31 Oct 14	25	31 Mar 15	100.00	225,000.00	0.00	149,875.20	66.61
8327	20 Feb 13	14 Aug 13	30 Nov 15	28	03 Jan 17	100.00	1,365,000.00	0.00	1,361,461.15	99.74
8330	21 Feb 13	14 Aug 13	31 Dec 15	29	17 Mar 17	100.00	1,500,000.00	0.00	1,498,370.86	99.89
8342	22 Mar 13	29 Aug 13	31 Dec 18	65	29 Mar 19	100.00	1,500,000.00	145,718.88	1,356,287.28	90.42
8356	24 Apr 13	29 Aug 13	30 Jun 17	47	30 Oct 17	100.00	1,350,000.00	0.00	1,257,183.63	93.12
8377	6 Jun 13	14 Aug 13	30 Jun 19	72		91.57	1,200,000.00	264,862.47	1,086,262.38	90.52
8456	20 Sep 13	25 Oct 13	30 Dec 16	39	28 Nov 17	100.00	2,000,000.00	0.00	1,720,343.15	86.02
8634	2 Apr 14	24 Apr 14	30 Apr 17	37	29 Aug 17	100.00	2,000,000.00	0.00	1,744,215.50	87.21
8651	14 May 14	29 May 14	30 Jun 20	74		75.40	1,500,000.00	779,343.70	1,423,515.62	94.90
8657	23 May 14	23 Jul 14	31 Dec 17	42	20 Mar 18	100.00	2,000,000.00	1,374.89	1,526,611.75	76.33
8987	9 Nov 15	21 Dec 15	31 Jul 18	32	06 Dec 18	100.00	2,000,000.00	1,147,140.57	1,997,430.14	99.87
9074	29 Jan 16	27 Apr 16	30 Jun 20	51		64.13	2,000,000.00	409,543.69	1,016,694.08	50.83
9314	21 Apr 17	29 Sep 17	30 Sep 19	24		62.65	2,000,000.00	502,094.57	502,094.57	25.10
Subtotal							20,640,000.00	3,250,078.77	16,640,345.31	80.62
Philippines										
7716	17 Dec 10	18 Jan 11	30 Jun 14	42	31 Jul 14	100.00	1,300,000.00	0.00	1,020,890.52	78.53
7733	13 Dec 10	12 Jan 11	31 Jan 16	62	01 Aug 18	100.00	1,400,000.00	5,439.29	1,029,085.85	73.51
7806	13 Apr 11	7 Jun 11	31 Dec 16	68	11 Jan 17	100.00	1,000,000.00	0.00	855,165.00	85.52
7809	19 May 11	17 Jun 11	30 Apr 16	59	06 Oct 16	100.00	1,500,000.00	0.00	1,492,016.19	99.47

continued on next page

Appendix 4 continued

JFPR NO.	ADB		Closing Date	Total Months	Financial		Grant Approved (\$)	2018	2000–2018	
	Approval Date	Effective Date			Closing Date	% Time Elapsed ^a		Amount Disbursed (\$)	Cumulative Amount Disbursed (\$)	% Disbursed
7870	26 Sep 11	26 Oct 11	31 May 15	44	24 Aug 15	100.00	1,000,000.00	0.00	925,486.75	92.55
8038	16 Dec 11	15 Feb 12	31 Dec 15	47	17 Feb 16	100.00	1,000,000.00	0.00	916,814.88	91.68
8195	19 Oct 12	8 Nov 12	31 Jul 14	21	20 Feb 15	100.00	1,000,000.00	0.00	952,340.29	95.23
8258	11 Dec 12	13 Aug 13	1 Mar 17	43	31 May 17	100.00	1,000,000.00	0.00	608,923.38	60.89
8354	12 Apr 13	14 May 13	31 Aug 15	28	27 Nov 15	100.00	1,000,000.00	0.00	750,380.36	75.04
8493	25 Oct 13	23 Jan 14	31 Jul 17	43	07 Jun 18	100.00	1,750,000.00	179,200.69	1,630,561.51	93.17
8590	18 Dec 13	17 Jan 14	31 Dec 18	60	10 May 19	100.00	1,500,000.00	294,697.39	1,277,647.10	85.18
8650	15 May 14	12 Jun 14	30 Nov 17	42	07 Feb 18	100.00	2,000,000.00	3,599.74	1,790,632.97	89.53
8718	17 Sep 14	12 Mar 15	30 Oct 17	32	02 Feb 18	100.00	500,000.00		447,553.26	89.51
9004	3 Dec 15	21 Dec 15	30 Nov 19	48		76.81	1,500,000.00	142,880.53	637,169.97	42.48
9570	22 Aug 18	25 Sep 18	31 Aug 20	24		13.74	2,000,000.00	0.00	0.00	0.00
Subtotal							19,450,000.00	625,817.64	14,334,668.03	73.70
Thailand										
7998	15 Dec 11	30 Jan 12	31 May 15	41	31 Dec 15	100.00	1,500,000.00	0.00	1,320,413.97	88.03
8194	19 Oct 12	20 Nov 12	29 Mar 14	16	18 Aug 14	100.00	950,000.00	0.00	803,711.09	84.60
8267	11 Dec 12	10 Jan 13	31 Dec 15	36	19 Apr 16	100.00	1,500,000.00	0.00	1,212,036.19	80.80
9010	8 Dec 15	11 Jan 16	31 Dec 19	48		74.83	1,500,000.00	241,473.76	617,439.63	41.16
9204	14 Oct 16	17 Nov 16	31 Oct 19	36		71.80	1,000,000.00	492,130.04	582,172.12	58.22
Subtotal							6,450,000.00	733,603.80	4,535,773.00	70.32
Viet Nam										
7611	24 Sep 10	28 Mar 11	31 Aug 12	17	21 Dec 12	100.00	1,000,000.00	0.00	783,680.92	78.37
7885	12 Oct 11	12 Apr 12	31 Dec 15	45	30 Jun 16	100.00	2,000,000.00	0.00	1,856,296.95	92.81
7900	27 Oct 11	9 Jan 12	30 Jun 14	30	31 Aug 14	100.00	1,500,000.00	0.00	1,414,565.75	94.30
7926	24 Nov 11	14 Mar 12	31 Dec 13	22	31 Aug 14	100.00	800,000.00	0.00	786,984.89	98.37
8108	5 Jul 12	12 Sep 12	31 Dec 14	28	30 Jan 15	100.00	500,000.00	0.00	481,543.24	96.31
8310	21 Dec 12	29 May 13	31 Dec 16	44	22 Apr 17	100.00	800,000.00	0.00	385,314.99	48.16
8391	21 Jun 13	13 Feb 14	31 Mar 18	50	11 Jul 18	100.00	1,000,000.00	339,407.72	968,026.07	96.80
8592	16 Dec 13	5 Sep 14	31 Dec 16	28	18 Jul 17	100.00	1,500,000.00	0.00	1,435,159.00	95.68
8698	13 Aug 14	29 May 15	31 Mar 17	22	01 Jun 17	100.00	1,000,000.00	0.00	983,238.69	98.32
8726	23 Sep 14	5 Mar 15	31 Aug 17	30	13 Nov 17	100.00	1,000,000.00	0.00	947,713.57	94.77
8902	22 May 15	25 Aug 15	31 May 18	34	22 Aug 18	100.00	1,500,000.00	192,840.39	1,000,647.19	66.71
9221	4 Nov 16	14 Aug 17	31 Dec 20	41		40.81	1,800,000.00	112,469.20	112,469.20	6.25
9355	11 Aug 17	9 Nov 17	30 Sep 19	23		60.43	1,800,000.00	193,780.79	193,780.79	10.77
9449	22 Nov 17	20 Dec 17	31 Dec 19	25		50.74	1,200,000.00	259,531.02	259,531.02	21.63
Subtotal							17,400,000.00	1,098,029.12	11,608,952.27	66.72

continued on next page

Appendix 4 continued

JFPR NO.	ADB		Closing Date	Total Months	Financial		Grant Approved (\$)	2018	2000-2018	
	Approval Date	Effective Date			Closing Date	% Time Elapsed ^a		Amount Disbursed (\$)	Cumulative Amount Disbursed (\$)	% Disbursed
REGIONAL							64,976,500.00	4,403,711.82	47,503,387.53	
Regional										
7539	31 May 10	31 May 10	31 May 12	24	24 Feb 15	100.00	1,000,000.00	0.00	926,138.26	92.61
7580	20 Aug 10	20 Aug 10	31 Mar 11	7	23 Mar 11	100.00	181,000.00	0.00	129,044.60	71.30
7744	21 Dec 10	21 Dec 10	30 Jun 14	43	31 Aug 16	100.00	711,500.00	0.00	710,968.89	99.93
7794	29 Mar 11	29 Mar 11	31 Dec 13	34	09 Apr 14	100.00	1,300,000.00	0.00	1,107,209.63	85.17
7800	30 Mar 11	30 Mar 11	31 Aug 15	54	26 Oct 15	100.00	1,000,000.00	0.00	954,206.71	95.42
7812	23 May 11	23 May 11	31 May 15	49	25 Nov 15	100.00	2,000,000.00	0.00	1,701,446.48	85.07
7852	5 Sep 11	5 Sep 11	31 Mar 12	7	26 Jun 12	100.00	200,000.00	0.00	105,873.74	52.94
7920	16 Nov 11	16 Nov 11	30 Nov 16	61	31 Jan 17	100.00	2,000,000.00	0.00	1,420,871.76	71.04
7950	7 Dec 11	7 Dec 11	30 Jun 18	80	24 Oct 18	100.00	1,400,000.00	332,196.97	1,276,174.74	91.16
7967	8 Dec 11	8 Dec 11	31 May 15	42	31 Dec 15	100.00	1,400,000.00	0.00	1,352,784.90	96.63
8012	9 Dec 11	9 Dec 11	30 Nov 15	48	29 Feb 16	100.00	1,000,000.00	0.00	853,437.93	85.34
8060	15 Mar 12	15 Mar 12	31 Dec 16	58	31 Mar 17	100.00	2,000,000.00	0.00	1,435,600.08	71.78
8066	29 Mar 12	29 Mar 12	31 Jul 15	41	01 Dec 15	100.00	1,350,000.00	0.00	1,139,930.52	84.44
8074	27 Apr 12	27 Apr 12	31 Mar 15	36	01 Jun 16	100.00	2,000,000.00	0.00	1,454,404.61	72.72
8075	25 Apr 12	25 Apr 12	30 Nov 15	44	01 Feb 17	100.00	1,500,000.00	0.00	872,916.48	58.19
8079	17 May 12	17 May 12	31 Oct 15	42	22 Apr 16	100.00	2,000,000.00	0.00	1,097,232.59	54.86
8168	19 Sep 12	19 Sep 12	31 Dec 16	52	16 Aug 17	100.00	2,000,000.00	0.00	1,730,302.25	86.52
8238	5 Dec 12	5 Dec 12	31 Mar 16	40	14 Jun 16	100.00	650,000.00	0.00	613,052.97	94.32
8359	24 Apr 13	24 Apr 13	30 Sep 17	54	03 Jul 18	100.00	1,964,000.00	357,528.16	1,377,810.15	70.15
8369	20 May 13	20 May 13	31 Oct 17	54	05 Mar 18	100.00	2,000,000.00	28,596.03	1,654,881.72	82.74
8389	21 Jun 13	1 Jul 13	30 Jun 16	37	30 Jun 17	100.00	1,400,000.00	0.00	899,923.28	64.28
8435	20 Aug 13	20 Aug 13	31 Dec 18	65	01 Mar 19	100.00	1,500,000.00	93,026.37	1,306,564.03	87.10
8458	17 Sep 13	17 Sep 13	31 Aug 16	36	29 Jun 17	100.00	1,500,000.00	0.00	1,091,155.76	72.74
8517	25 Nov 13	25 Nov 13	24 Nov 18	61	14 Mar 19	102.03	1,300,000.00	6,934.51	1,213,326.94	93.33
8584	16 Dec 13	16 Dec 13	30 Sep 17	46	29 Dec 17	100.00	1,250,000.00	0.00	914,276.59	73.14
8585	16 Dec 13	16 Dec 13	30 Sep 17	46	20 Dec 17	100.00	1,250,000.00	0.00	1,088,023.62	87.04
8586	16 Dec 13	16 Dec 13	30 Sep 17	46	22 Dec 17	100.00	1,500,000.00	0.00	1,340,112.32	89.34
8640	22 Apr 14	22 Apr 14	31 Jul 16	28	30 Sep 16	100.00	820,000.00	0.00	547,851.30	66.81
8654	23 May 14	23 May 14	30 Sep 16	29	31 Dec 16	100.00	1,500,000.00	0.00	844,280.53	56.29
8674	30 Jun 14	30 Jun 14	31 Dec 19	67		81.84	2,000,000.00	384,807.05	1,550,853.03	77.54
8693	11 Jul 14	11 Jul 14	30 Sep 16	27	22 Dec 16	100.00	800,000.00	0.00	331,756.25	41.47
8707	22 Aug 14	22 Aug 14	31 Aug 17	37	06 Nov 17	100.00	1,500,000.00	0.00	1,467,429.06	97.83
8709	22 Aug 14	22 Aug 14	31 Aug 17	37	06 Nov 17	100.00	1,500,000.00	0.00	1,339,977.46	89.33
8732	2 Oct 14	2 Oct 14	30 Sep 19	61		85.03	2,000,000.00	679,308.30	1,634,550.42	81.73

continued on next page

Appendix 4 continued

JFPR NO.	ADB			Total Months	Financial		Grant Approved (\$)	2018	2000–2018	
	Approval Date	Effective Date	Closing Date		Closing Date	% Time Elapsed ^a		Amount Disbursed (\$)	Cumulative Amount Disbursed (\$)	% Disbursed
8736	10 Oct 14	10 Oct 14	30 Jun 18	45	17 May 18	100.00	2,000,000.00	-179,782.50	1,645,532.50	82.28
8774	3 Dec 14	3 Dec 14	28 Feb 18	39	31 Jul 18	100.00	1,000,000.00	133,185.91	849,474.73	84.95
8824	12 Dec 14	12 Dec 14	31 Jan 19	50	31 May 19	97.95	800,000.00	192,754.63	504,812.67	63.10
8881	6 Mar 15	6 Mar 15	31 Dec 18	47		100.00	1,200,000.00	58,914.36	1,116,836.28	93.07
8884	31 Mar 15	31 Mar 15	30 Sep 17	30	20 Dec 17	100.00	2,000,000.00	0.00	1,844,151.62	92.21
9095	12 Apr 16	12 Apr 16	30 Nov 19	44		74.83	2,000,000.00	542,984.97	1,055,731.90	52.79
9111	13 May 16	13 May 16	31 May 20	49		65.04	2,000,000.00	199,105.22	622,099.29	31.10
9170	5 Sep 16	5 Sep 16	31 Dec 19	40		69.88	2,000,000.00	539,560.43	912,465.36	45.62
9235	16 Nov 16	16 Nov 16	31 Oct 19	36		71.83	1,000,000.00	423,834.78	723,003.11	72.30
9288	12 Dec 16	12 Dec 16	31 Oct 20	47		52.78	1,000,000.00	320,187.03	412,986.92	41.30
9312	19 Apr 17	19 Apr 17	31 Mar 20	36		57.66	1,000,000.00	272,683.70	314,037.65	31.40
9584	10 Sep 18	10 Sep 18	31 Aug 21	36		10.31	1,500,000.00	17,885.90	17,885.90	1.19
Subtotal							64,976,500.00	4,403,711.82	47,503,387.53	73.11
Total Grants and Technical Assistance							868,899,400.00	62,069,196.78	623,272,085.05	71.73

ADB= Asian Development Bank, JFPR=Japan Fund for Poverty Reduction, LOA=letter of agreement.

^a Number of months elapsed from agreement signing /total months until physical completion. For regional projects, computed based on the latest agreement signing date. In cases of extension, adjusted based on revised completion dates.

^b Project not yet effective as of 31 December 2018.

Source: Asian Development Bank.

APPENDIX 5

Nongovernment Organizations Participating in Japan Fund for Poverty Reduction Project Grants Approved from 1 January 2016 to 31 December 2018

Developing Member Country	Project Title	Participating Nongovernment Organizations
Bangladesh		
	Bangladesh Power System Enhancement and Efficiency Improvement	Practical Action Bangladesh
	Rupsha 800-Megawatt Combined Cycle Power Plant	—
India		
	West Bengal Drinking Water Sector Improvement	—
Maldives		
	Greater Malé Environmental Improvement and Waste Management— Improving Community-Based Solid Waste Management in Small Outer Islands of Zone 3	—
Mongolia		
	Strengthening Community Resilience to Dzud and Forest and Steppe Fires	—
	Managing Soil Pollution in Ger Areas through Improved On-Site Sanitation	Urban Development and Innovation Institute; Mend-Usukh
	Ensuring Inclusiveness and Service Delivery for Persons with Disabilities—Promoting Employment Opportunities for People with Disabilities	Association of Parents with Disabled Children; Tugeemel Khugjil Independent Living Center; National Council for PWD of Mongolia; United Association of Disabled People of Mongolia; and National Association of Disabled Persons Organizations of Mongolia
	Community Vegetable Farming for Livelihood Improvement	Mongolian Rural Development and Relief Association
	Combating Domestic Violence against Women and Children	—
Myanmar		
	Emergency Support for Chin State Livelihoods Restoration	Network Alliance Group
Pakistan		
	Balochistan Water Resources Development Project	—
Philippines		
	Emergency Assistance for Reconstruction and Recovery of Marawi	Save the Children

Appendix 5 continued

Developing Member Country	Project Title	Participating Nongovernment Organizations
Sri Lanka		
	Skills Sector Enhancement Program— Additional Financing	Plan International Australia through Plan International Sri Lanka
	Supporting Electricity Supply Reliability Improvement— Productive Energy Use for Small Isolated Island and Rural Communities	—
Tajikistan		
	Water Resources Management in Pyanj River Basin	Umedbakhsh Tajikistan and Amon Tajikistan
Viet Nam		
	Second Health Human Resources Development	—
	Skills and Knowledge for Inclusive Economic Growth	—

— = not applicable.

Source: Asian Development Bank.

APPENDIX 6

Japan Fund for Poverty Reduction Outreach and Communication Activities, 1 January–31 December 2018

No.	Activities	When	What
1.	Managing Punjab's water resources (<i>Dawn</i> , Pakistan)	30 January	Feature article
2.	ADB Partners with Kyrgyz Republic to Secure Water Resources, Combat Climate Change	30 January	News release
3.	ADB Supports Enforcement of Gender Equality Legislation in Mongolia	1 February	News release
4.	ADB \$100 Million Additional Funding to Enhance Skills for Jobs in Sri Lanka	2 April	News release
5.	ADB Signs Projects Worth \$207 Million to Improve Air Quality, Education Quality, and Inclusiveness in Mongolia	4 April	News release
6.	ADB to Help Improve Water Governance, Develop Regional Investment Plan for Mongolia	26 April	News release
7.	ADB to Promote Financial Protection Options to Mitigate Agriculture Risks in BD (<i>UNB News</i> , Bangladesh)	13 May	Feature article
8.	Government signs \$100 m funding agreement with ADB (<i>Sunday Observer</i> , Sri Lanka)	13 May	Feature article
9.	ADB Makes Farmers Financially Resilient (<i>Asia Insurance Review</i> , Bangladesh)	21 June	Feature article
10.	\$500 Million ADB Loan to Develop State-of-the-Art Power Plant in Bangladesh	26 June	News release
11.	ADB Additional Support to Improve Water Management in Tajikistan	26 June	News release
12.	ADB Assistance to Improve Environmental Protection in Maldives	29 June	News release
13.	ADB Reaffirms Commitment to Support People with Disabilities in Asia	26 July	News release
14.	ADB Bringing Safe, Sustainable Drinking Water Service to 1.65 Million in India's West Bengal State	29 August	News release
15.	ADB Approves Malolos–Clark Rail Assistance Package (<i>Business World Online</i> , Philippines)	2 September	Feature article
16.	ADB \$100 Million Loan to Address Water Shortages in Balochistan's Farmlands	3 September	News release
17.	ADB Supports India's First TVET Skills Park to Boost Employability in Madhya Pradesh	27 September	News release
18.	ADB Project to Support Improved Water Governance in Mongolia Kicks Off with Workshop	9 October	News release
19.	\$500 Million ADB Loan to Strengthen Turkmenistan's Electricity Supply, Boost Regional Power Trade	8 November	News release
20.	ADB, India Sign \$85 Million Loan to Support Odisha Skills Development Project	3 December	News release
21.	ADB Project to Help Viet Nam Increase Number of Health Professionals	13 December	News release
22.	ADB Signs its First Project on Domestic Violence Response and Prevention in Mongolia	20 December	News release

ADB = Asian Development Bank, TVET = technical and vocational education and training, m = million.

Source: Asian Development Bank.

Japan Fund for Poverty Reduction

Annual Report 2018

Since 2000, the Japan Fund for Poverty Reduction has extended direct grant assistance to the poorest and most vulnerable groups in developing member countries of the Asian Development Bank, while fostering their long-term social and economic development. This annual report presents the background and rationale, project implementation progress, and achievements of the fund for the period from 1 January to 31 December 2018. It includes general information and operational details about the fund's two financing modalities—project grants and technical assistance.

About the Asian Development Bank

ADB is committed to achieving a prosperous, inclusive, resilient, and sustainable Asia and the Pacific, while sustaining its efforts to eradicate extreme poverty. Established in 1966, it is owned by 68 members—49 from the region. Its main instruments for helping its developing member countries are policy dialogue, loans, equity investments, guarantees, grants, and technical assistance.

