

WFPF

WATER FINANCING PARTNERSHIP FACILITY

Semiannual Progress Report January to June 2019



Kingdom of the Netherlands



NORWEGIAN MINISTRY
OF FOREIGN AFFAIRS



Schweizerische Eidgenossenschaft
Confédération suisse
Confederazione Svizzera
Confederaziun svizra

Swiss Agency for Development
and Cooperation SDC

Governance of the Water Financing Partnership Facility

WFPF Steering Committee Chair	WooChong Um, <i>Director General, Sustainable Development and Climate Change Department (SDCC)</i>
WFPF Steering Committee Members	Werner Liepach, <i>Director General, Central and West Asia Department (CWRD)</i> Amy S.P. Leung, <i>Director General, East Asia Department (EARD)</i> Ma. Carmela D. Locsin, <i>Director General, Pacific Department (PARD)</i> Michael Peter Barrow, <i>Director General, Private Sector Operations Department (PSOD)</i> Hun Kim, <i>Director General, South Asia Department (SARD)</i> Ramesh Subramaniam, <i>Director General, Southeast Asia Department (SERD)</i>
Water Sector Committee Chair	Qingfeng Zhang, <i>Director, Environment, Natural Resources, and Agriculture Division, EARD</i>
Water Sector Committee Members	Donneth Walton, <i>Director, Environment, Natural Resources, and Agriculture Division, CWRD</i> Yong Ye, <i>Director, Urban Development and Water Division, CWRD</i> Sangay Penjor, <i>Director, Urban and Social Sectors Division, EARD</i> Jingmin Huang, <i>Urban Development, Water Supply & Sanitation Division, PARD</i> Hisaka Kimura, <i>Advisor, PSOD</i> Mio Oka, <i>Director, Environment, Natural Resources, and Agriculture Division, SARD</i> Norio Saito, <i>Director, Urban Development and Water Division, SARD</i> Jiangfeng Zhang, <i>Director, Environment, Natural Resources, and Agriculture Division, SERD</i> Vijay Padmanabhan, <i>Director, Urban Development and Water Division, SERD</i>
Facility Manager/Alternate	Robert Guild, <i>Chief Sector Officer, SDCC</i> Thomas Panella, <i>Chief of Water Sector Group, SDCC</i>
Secretariat	Thomas Panella, <i>Chief of Water Sector Group, SDCC</i> Geoffrey Wilson, <i>Senior Water Resources Specialist, SDCC</i> Noriyuki Mori, <i>Senior Water Resources Specialist (Dam Optimization), SDCC</i> Jelle Beekma, <i>Senior Water Resources Specialist (Food Security), SDCC</i> Sanmugam Prathapar, <i>Senior Water Resources Specialist, SDCC</i> Jacobus Johannes Veerman, <i>Senior Water Resources Specialist, SDCC</i> Christian Walder, <i>Water Supply and Sanitation Specialist, SDCC</i> Silvia Cardascia, <i>Young Professional</i> Pia Reyes, <i>Water Resources Officer, SDCC</i> Fatima Bautista, <i>Operations Analyst, SDCC</i> Ellen Pascua, <i>Consultant, SDCC</i> Francisco Roble, <i>Consultant, SDCC</i>
Partners Fund Division, SDCC (SDPF)	Jacob Sorensen, <i>Director</i> Stella Tansengco-Shapero, <i>Senior Financing Partnerships Specialist</i>

Contents

1 INTRODUCTION	1
2 HIGHLIGHTS AND KEY ACHIEVEMENTS	3
Impact: Voices from Project Beneficiaries	3
Investments: Staying On-Track Toward the Annual Target	6
3 PROGRESS FOR JANUARY TO JUNE 2019	11
Progress on Detailed Planned Activities	11
Progress Toward Impact, Outcomes, and Outputs	16
4 FINANCIAL STATUS	19
Partner Contributions	19
Fund Utilization	19
Fund Disbursements	20
Resource Allocation Ratio	21
5 PLANNED ACTIVITIES FOR 1 JULY TO 31 DECEMBER 2019	23
Processing of Second Semester Applications	23
Water Operational Framework 2020–2030	23
Asian Water Development Outlook 2020 Edition	23
Processing of Major Regional TA Projects	24
Major Water Events	24
APPENDIXES	
1. Water Financing Partnership Facility Approved Allocations, January–December 2019	25
2. Summary Report on Women Beneficiaries (All Completed PCRs), as of 30 June 2019	27
3. Summary of All Completed Technical Assistance (TA) Completion Reports for Policy Advisory TAs, as of 30 June 2019	31
4. Summary of Capacity Development Technical Assistance Completion Report, January–June 2019	33
5. Summary of All Completed Technical Assistance (TA) Completion Reports for Capacity Development TAs, as of 30 June 2019	35
6. Status of Grant Report – Multidonor Trust Fund	37
7. Status of Grant Report – Netherlands Trust Fund	54
8. Status of Grant Report – Sanitation Financing Partnership Trust Fund	62

Tables, Figures, and Boxes

Tables

1	Committed Water Investments by Subsector, January–June 2019	6
2	Committed Water Investments by Region, January–June 2019	6
3	Summary of Cumulative Disbursements	11
4	Progress on Sanitation-Related Commitments	12
5	Committed Water Investments, 2006–June 2019	13
6	Committed Water Supply and Sanitation Investments, 2006–June 2019	13
7	Committed Sanitation Investments, 2006–June 2019	13
8	Water Financing Program Project Beneficiaries, 2006–June 2019	14
9	Water Supply and Sanitation Project Beneficiaries, 2006–June 2019	15
10	Benefits from Projects Supporting the Water-Food Security Nexus, 2006–June 2019	15
11	WFPF Progress against the Design and Monitoring Framework	16
12	Committed Partner Contributions	19
13	Status of Fund Utilization Based on WFPF Secretariat Tabulation	20
14	Status of Fund Utilization Based on Status of Grant Report	20
15	Status of Fund Disbursements	20
16	Use of Funds Based on Target Allocation Ratio	21

Figures

1	Subsectoral Distribution of Approved Allocations	21
2	Regional Distribution of Approved Allocations	22
3	Use of Funds by Modality	22

Boxes

1	Integrated Water Resources Management Investment Program in Cambodia	7
2	Climate Adaptation through Irrigation Modernization Sector Project in Viet Nam	7
3	Development of Water Resources Strategy in Uzbekistan	8

Abbreviations

ADB	Asian Development Bank
AWDO	Asian Water Development Outlook
CWIS	citywide inclusive sanitation
FSM	fecal sludge management
F-TRTA	transaction technical assistance facility
KICT	Korea Institute of Civil Engineering and Building Technology
MFF	multitranche financing facility
PCR	project completion report
PNP	provincial nam papa
PRC	People's Republic of China
SST	solar septic tank
TA	technical assistance
WFPF	Water Financing Partnership Facility
WOP	Water Operators Partnership

Notes

- (i) In preparing any country program or strategy, financing any project, or by making any designation of, or reference to, a particular territory or geographic area in this document, the Asian Development Bank does not intend to make any judgment as to the legal or other status of any territory or area.
- (ii) In this report, "\$" refers to US dollars.



WITH YOUR SUPPORT

We have funded
\$7.7 billion worth of
water investments for
111.86 million people.

Introduction

Established on 29 November 2006, the Water Financing Partnership Facility (WFPP) aims to provide additional financial and knowledge resources from development partners to support the implementation of the Asian Development Bank's (ADB) Water Financing Program and help achieve the following targeted outcomes by 2020: (i) 500 million people with sustainable access to safe drinking water and improved sanitation; (ii) 170 million people with reduced risks to floods; and (iii) 95 million people with more productive and efficient irrigation and drainage services. The Facility comprises three trust funds: (i) the Multidonor Trust Fund with contributions from Australia, Austria, Norway¹, Spain, and Switzerland, (ii) the Netherlands Trust Fund, and (iii) the Sanitation Financing Partnership Trust Fund with contribution from the Bill & Melinda Gates Foundation.

This Semiannual Progress Report covers the period January to June 2019 and presents the overall implementation progress against the 2019 Annual Work Program and the Facility's revised Design and Monitoring Framework (DMF).

The WFPP supports ADB's Water Financing Program, which aims to deliver by 2020 more and better water and sanitation investments in the region that will help:

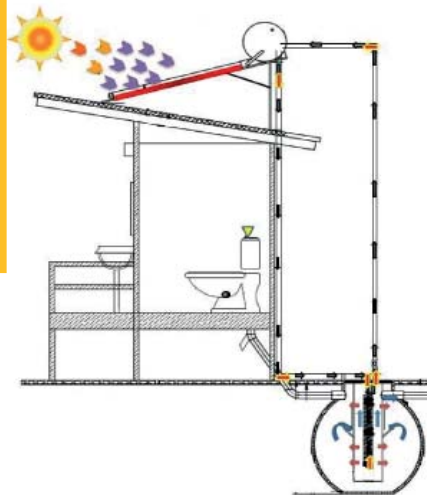


At least 115 million people of these should be attributable to WFPP.

¹ Norway was part of the Multidonor Trust Fund from 2007 until its exit in October 2017.

“The solar septic tank is a welcome improvement for the communities in Pursat and Kampong Chhnang. Aside from its obvious health and environmental benefits, these innovative septic tanks are easy to operate and maintain, more durable, and emit less odor than ordinary septic tanks.”

- Officials of the Tonle Sap locales



Highlights and Key Achievements

This section of the report highlights how WFPF has supported realizing impact and results on the ground, delivering investments, and increasing knowledge base.

Impact: Voices from Project Beneficiaries

The Semiannual Progress Report continues to share stories and feedback from local communities and people who have experienced concrete benefits from WFPF-supported projects.

[Lake-based boat communities in Cambodia benefit from innovative on-site sanitation system.](#) Communities on the Tonle Sap are now reaping the rewards of the recently completed solar septic tank (SST) pilot testing under the WFPF-supported Second Rural Water Supply and Sanitation Sector Project.

Inundated for a bigger part of the year, the area's households, schools, and health centers used to suffer from poorly maintained toilets and overflowing untreated waste from ill-maintained septic tanks. SST is an on-site sanitation system for off-grid locations that uses a modified conventional septic tank equipped with a solar water heating device that increases the temperature inside the septic tank, thus inactivating pathogens and converts organic wastes into methane (biogas) and alleviates the environmental problems associated with fecal sludge handling of a typical septic tank system.

Results indicate that SSTs are a viable option for on-site treatment that prevents untreated wastewater spillage and provides effluent quality that is acceptable to river discharge, thereby lessening pollution to the lake. Most importantly, the SSTs encourage the community's active participation in maintaining the facilities and effectively raises awareness on the importance of proper sanitation.

The same pilot application is about to commence in peri-urban settlements in Papua New Guinea to support the preparation of the Urban Water Supply and Sanitation Project planned for 2019 approval.

“With a focus on GIS, the WOP achieved good results in the fields of asset management and customer service. It also yielded initial reduction in nonrevenue water. More importantly, the partnership developed from a first phase program to a long-term cooperation called WaterWorX that aims to improve access to drinking water.”

**– Kees van der Lugt, regional manager, Asia and Latin America,
World WaterNet, Netherlands**

Provincial nam papas (PNPs) in Lao People’s Democratic Republic (Lao PDR) gain [more knowledge on better asset management](#). Nam papas or water utilities in Lao PDR strive to raise their capacity and improve operations for the communities they serve. Amsterdam’s World WaterNet, an organization that is committed to share knowledge on water resources management, mentored PNP Luang Namtha through ADB’s Water Operators Partnerships (WOPs) Program. Established since 2007, WOPs is ADB’s peer-to-peer learning initiative that capitalizes on established water utilities’ operational experience, positioning them as mentors to water operators in need of guidance.

For this WOP, the focus was on improving Luang Namtha’s asset and financial management practices in order for staff to make better informed decisions on investment prioritization and future business expansion. With the guidance of their mentor, the Luang Namtha water utility developed a GIS-based asset database system which allows them to better respond to customers’ needs, be more proactive in network maintenance, and better capture asset information, all of which led to improved bottom line.

Fueled by their success and desire to help out fellow Laotian operators, Luang Namtha included Bokeo and Luang Prabang nam papas toward the latter part of their WOP program so they can, in turn, improve their operations. At a national conference for water operators, Luang Namtha shared their WOP experience and best practices to encourage others to strive for better services even with limited resources. As a direct result of this partnership, Luang Namtha is now a recipient of the Netherlands WaterWorX program which aims to help provide access to safe drinking water to 10 million people worldwide by 2030.²

² WaterWorX is the joint program of ten Dutch water companies set up to ensure a substantial contribution to the Directorate General for International Cooperation WASH Policy 2016–2030.



“The WOP provided a much needed boost to the capacity of PNP Luang Namtha. They were doing a good job of improving services for their customers but lacked technical knowledge. Thanks to World WaterNet, Luang Namtha is a model for all PNPs in Lao PDR.”

– Saleumsak Sayamoungkhoun, Project Director General, Department of Water Supply, Ministry of Public Works and Transport (Lao PDR)

Investments: Staying On-track Toward the Annual Target

Helping meet the annual investment target. During the first half of 2019, ADB committed a total of \$0.507 billion for 13 projects, of which an equivalent of \$0.14 billion (28%) consisting of two projects benefitted from WFPF resources through project preparation support.³ Tables 1 and 2 summarize the subsector and regional distribution of committed investments, respectively.

Table 1: Committed Water Investments by Subsector, January–June 2019
(\$ billion)

Subsector	January–June 2019 Commitments	WFPF-Supported Projects
Water supply, sanitation, and wastewater management	0.211	0.000
Irrigation and drainage	0.070	0.070
Flood management	0.162	0.010
Water resources management	0.064	0.060
Hydropower generation	0.000	0.000
Total	0.507	0.140

Table 2: Committed Water Investments by Region, January–June 2019
(\$ billion)

Region	January–June 2019 Commitments	WFPF-Supported Projects
Central and West Asia	0.201	0.090
East Asia	0.282	0.050
Pacific	0.004	0.000
South Asia	0.005	0.000
Southeast Asia	0.015	0.000
Private Sector	0.000	0.000
Total	0.507	0.140

While the January to June 2019 committed investment is only 25% of the annual minimum target of \$2.0 billion, it is expected that the total commitment by the end of the year will reach the target, noting that the total programmed commitment for 2019 is at \$3.85 billion for a total of 46 projects.

Sustaining WFPF direct project support. A total of \$1.825 million was allocated during the reporting period for seven projects to support preparation of more investment projects covering urban water supply, urban and rural sanitation, irrigation and drainage, flood management, and water resources management.

³ As indicated in the 2018 Annual Report, reporting on investment will be based on “committed” and not “approved”. Committed means the loan agreement has been signed by the government.

To further boost WFPF support for investment projects that promote the water-food security nexus, approved allocations during the period included three projects in Cambodia, Philippines, and Viet Nam by topping up the funds for a transaction technical assistance facility (F-TRTA), the Southeast Asia Agriculture, Natural Resources and Rural Development Facility.⁴ This aims to provide project preparation and implementation support, capacity building, and policy advice to a series of ongoing and ensuing projects for the said sectors in Southeast Asia in line with Strategy 2030 during 2018 to 2023. The F-TRTA approach enhances efficiency in project preparation and administration through (i) reduced time for TA processing, approval, and administration; and (ii) accelerated recruitment process by prequalifying consultants for all the project preparation and implementation support under the facility.

In Cambodia, support will be provided in preparing the multitranche financing facility (MFF) for the Integrated Water Resources Management Investment Program (Box 1), which aims to improve reliability of year-round water supply to all types of water users, enhance resilience to climate change impacts, and ensure fully functioning, productive, and profitable irrigation schemes. The first tranche is estimated at \$80.0 million.

Box 1: Integrated Water Resources Management Investment Program in Cambodia

The program's expected outputs are: (i) nationwide climate and water resources monitored and assessed; (ii) water resources efficiently and effectively managed and allocated at priority river basins; (iii) additional water resources for multipurpose uses and water accessibility at the tail-end users improved at selected irrigation schemes; and (iv) capacity for monitoring and evaluating irrigation schemes performance improved.

In the Philippines, WFPF will also support preparation of the proposed Mindanao Irrigation Development Project Phase 1 which seeks to enhance reliability and efficiency of agricultural water supplies and sustainability of irrigation infrastructure.

In Viet Nam, the preparation of the proposed Climate Adaptation through Irrigation Modernization Sector Project (Box 2) will also benefit from WFPF's support. The proposed project will finance modernized climate resilient irrigation and drainage systems in selected provinces. WFPF will support integrated solutions through structural design with climate resilience, operations and maintenance, water management system, and water allocation plan to maximize irrigation and drainage capacity.

Box 2: Climate Adaptation through Irrigation Modernization Sector Project in Viet Nam

The project will: (i) support policy and institutional development measures to ensure competitiveness of agricultural products and sustainable water resources from modernized irrigation and drainage systems, (ii) standardize a guideline on infrastructural design, operation and maintenance (O&M) for advanced technologies, and a program for asset management, (iii) modernize irrigation and drainage systems covering 65,900 hectares (ha), and (iv) improve on-farm productivity of agriculture and water in subproject command areas with participation by water users.

⁴ TA 9681-REG: Southeast Asia Agriculture, Natural Resources and Rural Development Facility

Knowledge and Information: Increasing the Knowledge Base

Sustaining WFPF program quality support. During the reporting period, allocations were approved for two projects amounting to \$0.575 million to support the development of a water resources strategy in Uzbekistan and to accelerate action on rural sanitation in the People’s Republic of China (PRC) in light of the government’s rural vitalization strategy. The support to Uzbekistan will facilitate preparation of a strategic vision and action plan for the country’s water sector development (Box 3).

Box 3: Development of Water Resources Strategy in Uzbekistan

This initiative aims to ensure efficient and rational use of water resources in the mid- and long-term. The strategic vision and concept for improved water resources management will be valid until 2030. The main activities include: (i) review of current status of water resources management and analysis of current constraints; (ii) prioritization of development areas and opportunities for applying international best practices and technologies; and (iii) development of recommendations and implementation mechanism for improved water resources management, including institutional and policy analysis and development of a roadmap for actions.

The support to PRC, on the other hand, will help prepare rural vitalization and rural wastewater and sanitation programs and projects through regulatory, financial, and technical guidelines with online toolkits. These toolkits will provide design parameters, suggested treatment processes, effluent qualities, level of operation skills required, capital costs, operational expenses, sludge generation projection, cost recovery calculation, and

more. The guidelines will enable individual villages to negotiate with the local regulators – for example, the local environmental protection bureaus – to permit sustainable and cost effective designs. It is not possible to develop such powerful and practical guidelines and toolkits without intensive survey of local conditions, comprehensive data analysis, and adoption of international experiences.

In Uzbekistan, WFPF is helping to support the development of a water resources strategy that will review current management and water practices, propose areas for improvement, and ensure people have reliable access to water resources.



Delivering results from a completed TA. During the reporting period, the technical assistance completion report (TCR) for the South Asia Urban Knowledge Hub was completed.⁵ Cofinanced by WFPF, this technical assistance (TA) strengthened the capacity of urban research and training institutions in South Asia through collaborations with leading urban research institutions in Bangladesh, India, Nepal, and Sri Lanka on (i) developing and disseminating integrated and evidence-based solutions for improved urban management and innovative urban sanitation; and (ii) leading the debate on critical urban issues across the region. The TA results include the following:

- (i) development of an online tool - Environmental Sanitation Management Information System - for Sri Lanka to enable local authorities to digitally track basic environmental services delivery,
- (ii) formulation of Bangladesh's first Institutional and Regulatory Framework for FSM, endorsed by the government in 2017,
- (iii) inclusion in the university curriculum of three modules related to environmental sanitation and infrastructure in Sri Lanka's University of Moratuwa,
- (iv) establishment of the Centre for Urban Planning Studies at the Institute of Engineering in Tribhuvan University in Nepal, the first of its kind in the country, and approval in May 2015 of a revised curriculum structure (the first time in its 20-year history) and content to include courses on water and sanitation infrastructure for the new intakes,
- (v) inclusion of FSM in the curriculum of six universities in Bangladesh, and
- (vi) initiation of dialogue in India on the future of planning education and discussion on the recommendations to modernize the planning curriculum of the country's top planning schools.

⁵ TA 8568: South Asia Urban Knowledge Hub



One of the funding allocations approved during the reporting period was for a climate adaptation irrigation modernization project in Viet Nam.

Progress for January to June 2019

Progress on Detailed Planned Activities

Allocation of funds. A total of nine projects received WFPF funding allocation during the reporting period totaling \$2.40 million spread across various subsectors and providing both direct project support and program quality support. The list of approved allocations is provided in Appendix 1.

Portfolio management. Disbursement and financial closing of completed projects were closely monitored. During the reporting period, nine projects were financially closed, comprising four TA projects and five direct charges, freeing up a total of \$398,409 in savings. A total of \$85.456 million has been disbursed for the entire Facility against the total committed amount of \$102.822 million or 83% disbursement rate. The status of overall Facility disbursement in the last five years is summarized in Table 3. The detailed disbursement per trust fund is provided in the section on Fund Disbursements (page 20).

Table 3: Summary of Cumulative Disbursements
(\$ billion)

Year	Committed	Disbursed	% Disbursed
2015	91.672	61.764	67%
2016	95.996	69.518	72%
2017	96.822	76.276	79%
2018	99.572	82.310	83%
2019 (as of June)	102.822	85.456	83%

Annual consultation meeting. The regular annual donor consultation meeting for all financing partnership facilities (FPFs) did not push through in March. As an alternative for WFPF, a side meeting has been arranged during the Stockholm World Water Week on 26 August 2019 with the Governments of Australia, Netherlands, and Switzerland, and the Bill & Melinda Gates Foundation. To provide an opportunity for a face-to-face meeting for all WFPF and other FPFs, a daylong meeting is scheduled on 4 November 2019 at the ADB headquarters on the sideline of the Asian Development Fund (ADF) negotiations.

Resource mobilization. In March 2019, the Government of Australia contributed an additional AUS\$1.0 million (US\$709,700 equivalent) to the Facility and further indicated intent to contribute an additional AUS\$5.0 million over the period 2020–2022. The Bill & Melinda Gates Foundation has also approved in principle an additional contribution of \$3.0 million to fund a regional knowledge and support TA to accelerate promotion of citywide/countrywide inclusive sanitation.

Continued strengthening of the Water Sector Group Secretariat. Two more specialists came on board in May 2019: a Water Supply and Sanitation Specialist⁶ and a Senior Water Resources Specialist seconded from the Government of Netherlands.

Monitoring sanitation-related commitments. The performance against sanitation-related commitments is summarized in Table 4.

Table 4: Progress on Sanitation-Related Commitments

Performance Areas	Target	Progress to Date
Share of sanitation from WFPF allocations	20%	27%
Share of sanitation from ADB's total water lending	25% by 2020	21%
Investment in non-networked sanitation and septage management	\$75 million by 2020	\$153.7 million

Tracking the progress of the Water Financing Program. The progress towards the achievement of the Water Financing Program targets and WFPF contribution are summarized in the following tables.

Table 5 summarizes the committed investments from 2006 to June 2019, while the breakdown of investments in water supply and sanitation are provided in Tables 6 and 7. As explained in the 2018 Annual Report, the WFPF reporting on water investments for that year was changed from “approved” to “committed” to align with the shift in ADB reporting methodology. Committed means that the ADB management-approved investments have been signed by its government counterpart.

For consistency, this change has been applied retroactively to 2006 to 2017 water investments. This resulted in reduction in amounts reported in 2018: 3% for the overall Water Financing Program and 8% for WFPF-supported projects, because some approved projects remain uncommitted while others were cancelled after approval. The Water Financing Program’s overall achievement to date is at 87% which is on track towards achieving the 2020 target of \$30 billion in water investments.

⁶ Funded from the Sanitation Trust Fund.

Table 5: Committed Water Investments, 2006–June 2019

(\$ billion)

Investment Areas	Water Financing Program	WFPF-Supported Projects
Water supply, sanitation, and wastewater management	13.561	4.899
Irrigation and drainage	4.715	1.252
Flood management	2.931	0.932
Water resources management	2.236	0.624
Hydropower generation	2.422	0.000
Total	25.865	7.707

Table 6: Committed Water Supply and Sanitation Investments, 2006–June 2019

(\$ billion)

Breakdown	Water Financing Program	WFPF-Supported Projects
Water supply	7.859	3.095
Sanitation	5.702	1.804
Total	13.561	4.899
Urban water supply and sanitation	12.938	4.830
Rural water supply and sanitation	0.623	0.069
Total	13.561	4.899

Table 7: Committed Sanitation Investments, 2006–June 2019

(\$ billion)

Breakdown	Water Financing Program	WFPF-Supported Projects
Centralized sewer	5.209	1.673
Decentralized sanitation	0.247	0.062
On-site sanitation (including septage management)	0.246	0.069
Total	5.702	1.804

Table 8 summarizes the overall progress toward the target number of beneficiaries with the details on beneficiaries of water supply and sanitation provided in Table 9. Consequent to the change in reporting methodology, the target number of beneficiaries was also reduced, due to the uncommitted approved projects and those cancelled after approval: 17% for Water Financing Program and 18% for WFPF-supported projects.

As part of reporting enhancements, beneficiaries from water supply and sanitation projects are segregated to (i) beneficiaries from water supply only, (ii) beneficiaries from sanitation only, and (iii) beneficiaries from both water supply and sanitation to correctly capture the results of investments wherein a fraction of the population may benefit from more than one project component. Whereas in the past, confusion on how to account for multiple benefits have yielded inflated numbers, this new manner of reporting will accurately illustrate how an investment program impacts the public. As in the case of investment target, the current progress is on track to achieving the 2020 target of 115 million people benefiting from investments attributable to WFPF.

Table 8: Water Financing Program Project Beneficiaries, 2006–June 2019

(million)

Measurement	Water Financing Program			WFPF-Supported Projects		
	Target by 2020	Expected from all commitments	Realized from completed projects	Target By 2020	Expected from all commitments	Realized from completed projects
Number of people with access to safe drinking water supply and improved sanitation	500	238.22	66.18	-	80.18	12.59
Number of people with reduced risk to floods	170	69.87	55.00	-	18.80	19.46
Number of people with more efficient and productive irrigation and drainage services	95	62.07	31.75	-	12.88	1.41
Total	765	370.16	152.93	-	111.86	33.46

Table 9: Water Supply and Sanitation Project Beneficiaries, 2006–June 2019
(million)

Breakdown	Water Financing Program		WFPF-Supported Projects	
	Expected from all project commitments	Realized from completed projects	Expected from all project commitments	Realized from completed projects
Water supply only	120.85	23.16	56.71	11.45
Sanitation only	83.98	37.78	13.05	0.66
Both water supply and sanitation	33.40	5.24	10.42	0.48
Total	238.23	66.18	80.18	12.59
Urban water supply and sanitation	225.98	63.75	77.50	12.21
Rural water supply and sanitation	12.25	2.43	2.68	0.38
Total	238.23	66.18	80.18	12.59

Additional information on the benefits from irrigation and other water projects that support the water-food security nexus is provided in Table 10 below. The figures are based on all irrigation projects and other water projects addressing food security committed from 2006 to June 2019.

Table 10: Benefits from Projects Supporting the Water-Food Security Nexus, 2006–June 2019

Benefits	Water Financing Program		WFPF-Supported Projects	
	From all Project Commitments	Realized from Completed	From All Project Commitments	Realized from Completed
Number of farm holdings (or farming families) with increased productivity and/or income (in million)	13.9	5.8	5.2	0.3
Hectares of farmland used more eco-efficiently (in million) ^a	11.6	6.2	2.5	0.2

^a Any resource derived from nature (land/soil, water, manure, fertilizer) of which per unit input more output is produced than previously.

There were no project completion reports (PCRs) completed during the period. The summary information on gender inclusiveness based on completed PCRs to date is provided in Appendix 2.

Progress Toward Impact, Outcomes, and Outputs

The WFPF’s progress toward impact, outcomes, and outputs as set out in the Facility’s DMF is presented in Table 11.

Table 11: WFPF Progress against the Design and Monitoring Framework

Results Chain	Performance Indicators	Status
IMPACT	By 2020	
Water Financing Program targeted outcomes achieved	At least 115 million people are attributable to WFPF as its contribution to the 765 million people to be benefitted by ADB’s water investments as follows: <ul style="list-style-type: none"> • 500 million people provided access to improved water supply and sanitation • 170 million people with reduced risk to floods • 95 million people with more efficient and productive irrigation and drainage services 	111.86 million 80.18 million 18.80 million 12.88 million
OUTCOME 1	By 2020	
More and better water and sanitation investments	No less than 75% of PPTAs, TAs attached to loans, and grant component of loans financed by WFPF translate to approved investment projects	76%
OUTCOME 2	By 2020	
Improved enabling environment for water and sanitation sector interventions	No less than 75% of completed policy advisory financed by WFPF are rated successful	100% ^a
	No less than 75% of completed capacity development TAs financed by WFPF are rated successful	81% ^b
OUTPUT 1		
Project Support		
Fundable investment projects	At least 45 PPTAs are supported by WFPF	65
Loans supported with grants	At least 20 loans are provided WFPF grant support	27
Other project development and implementation support	At least 100 direct charges and other TAs support project preparation and implementation	81
Value addition	At least 20% of WFPF resources are allocated to sanitation-related projects and activities	27%
	No less than 80% of WFPF-supported investment projects are categorized as “gender-sensitive”	80%
	No less than 70% of WFPF-supported investment projects are benefiting lagging areas	66%

^a See Appendix 3

^b See Appendix 4 and Appendix 5

continued on next page

Table 11 continued

Results Chain	Performance Indicators	Status
	Increased focus on sustainable sanitation (including non-sewered sanitation and septage management) and wastewater management, including river cleanup (at least 30 projects)	81
	Increased investment in non-networked sanitation and septage management (cumulative total is no less than \$75 million)	\$153.7 million
	Climate change adaptation, including flood and drought and other water-related disaster risk management measures (at least 30 projects)	47
	Environmental protection and preservation (at least 30 projects)	40
	Greater involvement of civil society (at least 15 projects)	24
	Water use efficiency in urban water supply, agriculture, or industry (at least 30 projects)	29
	Mainstreaming and embedding of integrated water resources management (at least 30 projects)	32
	Enhanced participation of private sector (at least 30 projects)	27
	Adoption of corporate principles and business practices in utility operation, irrigation service provision, and river basin management (at least 30 projects)	27
	Innovations through pilot and demonstration activities or PDAs (at least 50)	62
OUTPUT 2		
<u>Policy and Institutional Reforms</u>		
Nonlending assistance addressing reforms in policy, legislation, regulation, and institutional arrangements	At least 30 TAs and direct charges advancing reform measures to improve the governance of water as a resource that must be managed sustainably and as a service that must be delivered efficiently	34
Policy dialogues	Dialogues conducted in at least 10 countries to support formulation and/or updating of water and sanitation agenda and priorities	16

continued on next page

Table 11 continued

Results Chain	Performance Indicators	Status
OUTPUT 3	By 2020	
<u>Capacity and Knowledge Development</u>		
Capacity building support to key sector agencies and organizations	At least 30 TAs, direct charges, and other funding support targeted at capacity building interventions for: water utilities/operators; river basin organizations; regulatory bodies; water sector agencies (including executing and implementing agencies); and other key sector organizations	29
Support to knowledge development, dissemination, and networking	At least 30 TAs, direct charges, and other funding support that facilitate: <ul style="list-style-type: none"> • development of knowledge products, including commissioning of major research and analytical work for updated and improved sector knowledge base, • knowledge sharing and exchange for continuing dissemination of knowledge and information, particularly good practices and innovations, and • knowledge partnerships, including support to South-South cooperation and collaboration with knowledge hubs and centers of excellence 	37
OUTPUT 4		
<u>Facility Management and Administration</u>		
Streamlined process for funding approval	Applications for TAs and grant component of loans approved within 5 weeks Applications for direct charges approved within 7 working days	15 working days 7 working days
Allocations to project support and program quality tracked	Split between project support and program quality well within the intended ratio of 70%–30%	73%-27%
Details on investment projects tracked	Split between water supply and sanitation Split between urban and rural water supply and sanitation Breakdown of sanitation investments: centralized, decentralized, and on-site	See Table 6 See Table 6 See Table 7
	Number of women beneficiaries	See Appendix 2
	Number of farm holdings with increased productivity and/or income, and hectares of farmland used more eco-efficiently.	See Table 10
Timely submission of reporting requirements	Annual Report and Annual Work Program submitted to financing partners on or before 10 February and Semiannual Progress Report submitted on or before 10 August	Submitted based on agreed deadlines

Financial Status

Partner Contributions

As of June 2019, the committed partner contributions reached a total of \$113.40 million following receipt in March of additional contribution from the Government of Australia (Table 12).

Table 12: Committed Partner Contributions

(\$ million)

Financing Partners	Committed Amount
Multidonor Trust Fund	53.152
• Australia	24.919
• Austria	8.468
• Norway	4.562
• Spain ^a	10.000
• Switzerland	5.203
Netherlands Trust Fund	44.248
Sanitation Financing Partnership Trust Fund	16.000
Total	113.400

^a Includes \$0.5 million for water supply expert

Fund Utilization

The Status of Grant Reports for the Netherlands Trust Fund and Sanitation Trust Fund include the earmarked amount of \$1.0 million each for the funded specialists: Water Resources Specialist (Food Security) and Sanitation Specialist, respectively. For consistency, those amounts have been included in the succeeding presentations. In the case of the contribution from Spain under the Multidonor Trust Fund, the \$0.5 million for water supply specialist is not included in the Status of Grant Report and therefore not included in the succeeding tables. Table 13 summarizes the status of fund utilization based on Secretariat tabulation of all approved allocations at the Facility level, while Table 14 presents the figures based on the Status of Grant reports, thus only includes projects already approved by ADB management. Copies of unaudited status of grants are provided in Appendixes 6, 7, and 8.

Table 13: Status of Fund Utilization Based on WFPF Secretariat Tabulation
(\$ million)

Trust Fund	Resources			Allocated			Unallocated Balance
	Contribution	Interest	Total	Projects	Fees	Total	
Multidonor	52.653	0.818	53.471	50.027	2.247	52.274	1.197
Netherlands	44.248	0.368	44.617	35.399 ^a	1.474	36.873	7.743
Sanitation	16.000	0.373	16.373	14.710 ^a	0.639	15.349	1.024
Total	112.901	1.559	114.461	100.136	4.360	104.496	9.965

^a Includes the earmarked amount for specialists

Table 14: Status of Fund Utilization Based on Status of Grant Report
(\$ million)

Trust Fund	Resources			Committed			Uncommitted Balance
	Contribution	Interest	Total	Projects	Fees	Total	
Multidonor	52.653	0.818	53.471	49.877	2.247	52.124	1.347
Netherlands	44.248	0.368	44.617	34.600 ^a	1.434	36.034	8.583 ^b
Sanitation	16.000	0.373	16.373	14.057 ^a	0.607	14.664	1.709
Total	112.901	1.559	114.461	98.534	4.288	102.822	11.639

^a Includes the earmarked amount for specialists

^b The Status of Grant Report shows a \$9,398,216.87 uncommitted balance which includes the \$815,233.66 unspent balance from the \$1.0 million earmarked for water resources specialist

Fund Disbursements

The detailed status of disbursements per trust fund is presented in Table 15.

Table 15: Status of Fund Disbursements
(\$ million)

Trust Fund	Resources Available ^a	Allocated	Committed	Disbursed ^b	% Disbursed	
					Against Allocated	Against Committed
Multidonor	53.471	52.274	52.124	48.528	93%	93%
Netherlands	44.617	36.873	36.034	29.864	81%	83%
Sanitation	16.373	15.349	14.664	7.064	46%	48%
Total	114.461	104.496	102.822	85.456	82%	83%

^a Includes interests and other incomes

^b Includes administration fees and other charges

Resource Allocation Ratio

WFPF has stayed well within the targeted allocation ratio of about 70%–30% between project support and program quality, at 73%–27% as of 30 June 2019 based on cumulative allocations. The ratio during the reporting period is 76%–24%. Table 16 provides the details.

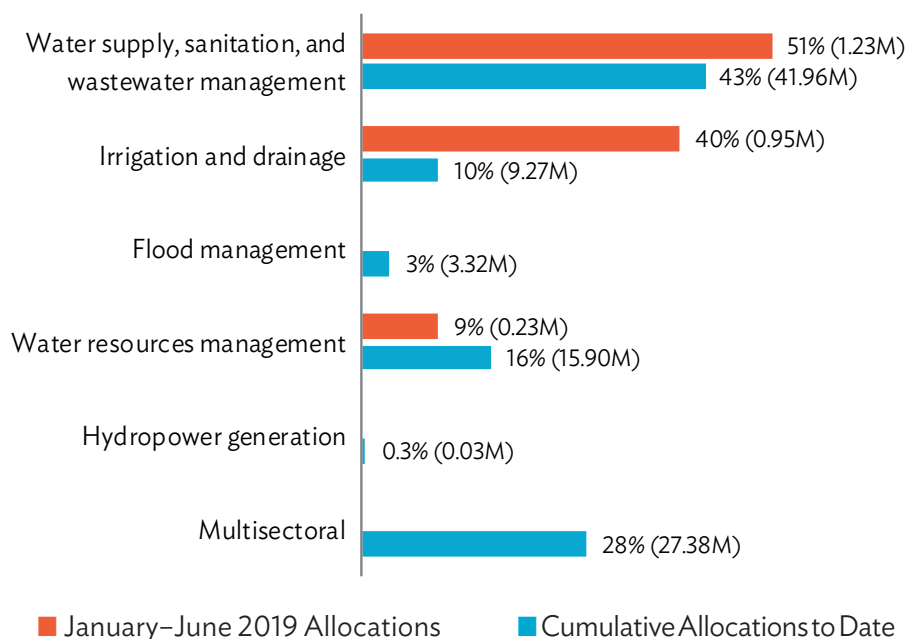
Table 16: Use of Funds Based on Target Allocation Ratio

(\$ million)

Use of Funds	Target Ratio	Allocations and Actual Ratio			
		Jan–June 2019 Allocations	Actual Ratio	Cumulative as of June 2019	Actual Ratio
Project support	70%	1.825	76%	71.553	73%
Program quality	30%	0.575	24%	26.583	27%
Total	100%	2.400	100%	98.136	100%

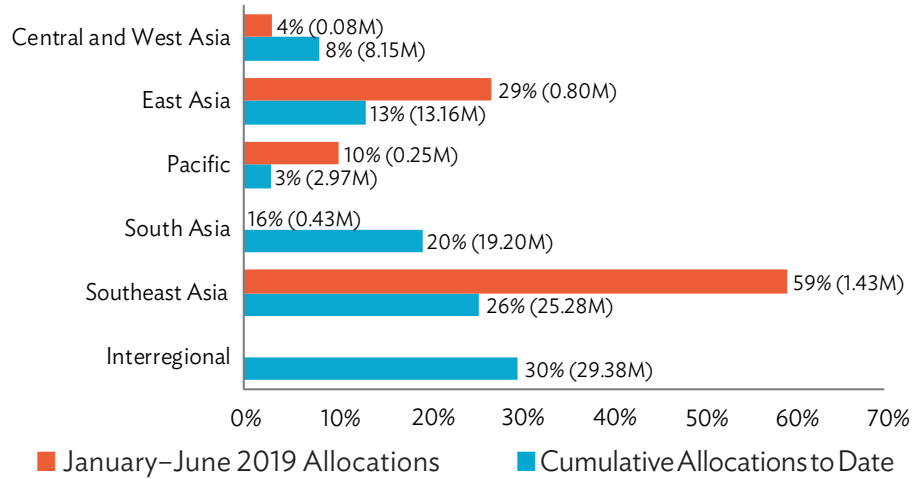
Distribution of resources by subsector. About 40% of the approved allocations during the reporting period went to irrigation, followed by sanitation at 34% as shown in Figure 1.

Figure 1: Subsectoral Distribution of Approved Allocations



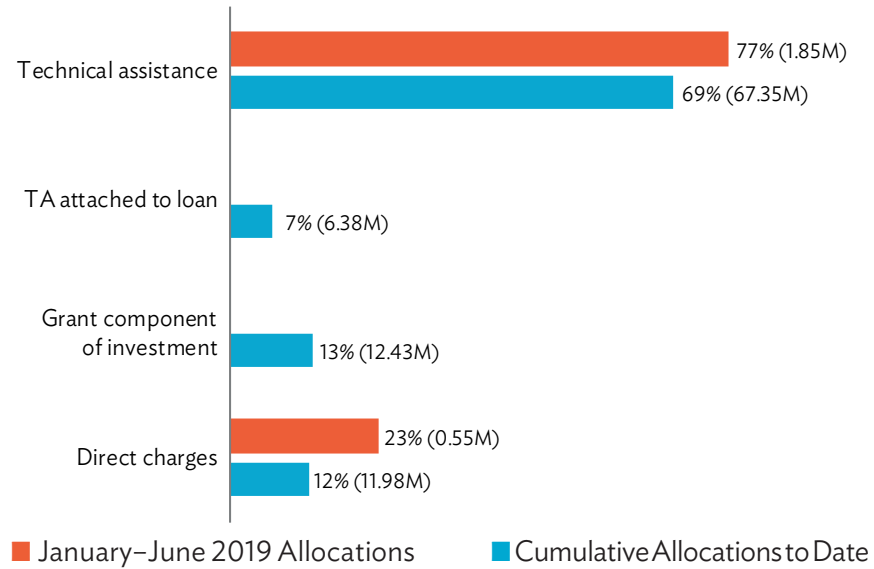
Distribution of resources by region. Bulk of the allocation that went to Southeast Asia during the reporting period was for irrigation while the allocation for East Asia was all for sanitation (Figure 2).

Figure 2: Regional Distribution of Approved Allocations



Use of funds by modality. Figure 3 presents the distribution by modality with technical assistance still accounting for the highest share.

Figure 3: Use of Funds by Modality



Planned Activities for 1 July to 31 December 2019

Processing of second semester applications

Five applications were lined up for the 31 July 2019 submission deadline which include three TRTAs to support rural sanitation in the PRC and two regional TA projects – one on sanitation and another on the implementation of Strategy 2030 water sector priorities. Based on ongoing discussion with operations departments, additional applications are planned for the remaining submission deadlines during the year (September and November).

Water Operational Framework 2020–2030

The preparation of the Water Operational Framework will be in full swing during the second half of 2019. Initial internal consultations with ADB operations departments were held in early July 2019. This will also be the main agenda item for the second meeting of the new Water Advisory Group on 24 to 25 July 2019. Consultation with WFPF financing partners and other development partners is planned on 26 August 2019 during the Stockholm World Water Week. A final draft is expected to be completed within the first quarter of 2020.

Asian Water Development Outlook 2020 Edition

The preparation of the 2020 edition of the Asian Water Development Outlook (AWDO) formally started in February 2019 through an inception workshop between ADB and AWDO partners: International WaterCentre, International Water Management Institute, Organisation for Economic Co-operation and Development, and the Korea Institute of Civil Engineering and Building Technology. The second workshop is planned for 15–16 August 2019.

Processing of Major Regional TA Projects

Through WFPF resources, the Water Sector Group Secretariat is preparing the following major TA projects for 30 September 2019 approval:

- (i) **Achieving Water Sector Priorities under Strategy 2030 in Asia and the Pacific.** The TA will provide operations departments with additional resources to: (a) prepare and implement innovative programs and projects including pilot and demonstration activities, and (b) supporting knowledge management, strategic collaboration, and capacity development.
- (ii) **Accelerating Sanitation for All in Asia and the Pacific.** The TA seeks to support: (a) development and implementation of citywide inclusive sanitation (CWIS) projects, (b) development of guidelines for CWIS projects, and (c) improving capacity and awareness on CWIS.

Major Water Events

The summary of water events taking place during the second half of 2019 is provided below:

- 2nd Meeting of the new Water Advisory Group, 24–25 July 2019
- 3rd ADB-Australia Water Learning Week, 5–9 August 2019
- Stockholm World Water Week, 25–30 August 2019
- World Irrigation Forum, 2–4 September 2019
- International River Symposium, 20–24 October 2019
- Meeting of the Roundtable on Financing Water, 26–28 November 2019

Appendix 1

Water Financing Partnership Facility Approved Allocations, January–December 2019

No.	Country	Project Name	Source of Fund	Amount
Central and West Asia Region				
1	Uzbekistan	Direct Charge: Water Resources Strategy Development Support for the Government of Uzbekistan	Multidonor Trust Fund	75,000.00
Subtotal Central and West Asia				75,000.00
East Asia Region				
2	PRC	KSTA: Rural Vitalization–Rural Water, Wastewater Treatment, and Environmental Management	Sanitation Trust Fund	500,000.00
3	PRC	TRTA: Hunan Miluo River Basin Comprehensive Environmental Improvement Project	Sanitation Trust Fund	150,000.00
Subtotal East Asia				650,000.00
Pacific Region				
4	PNG	KSTA: Support for Water and Sanitation Sector Management	Multidonor Trust Fund	150,000.00
			Sanitation Trust Fund	100,000.00
Subtotal South Asia				250,000.00
Southeast Asia Region				
5	Indonesia, Viet Nam	Direct Charge: Developing New Nonsovereign Financing Instruments and Improving Credit-worthiness of Water Utilities	Netherlands Trust Fund	225,000.00
6	Malaysia	Direct Charge: Support to Project Preparation: Kedah Water Supply Improvement Project	Multidonor Trust Fund	150,000.00

No.	Country	Project Name	Source of Fund	Amount
7	Philippines, Viet Nam	F-TRTA: Southeast Asia Agriculture, Natural Resources and Rural Development Facility <ul style="list-style-type: none"> Philippines: Mindanao Irrigation Development Project Phase 1 Viet Nam: Climate Adaptation through Irrigation Modernization Sector Project 	Multidonor Trust Fund Netherlands Trust Fund	150,000.00 300,000.00
8	Viet Nam	Direct Charge: Fecal Sludge Management (FSM) Needs Analysis in Three Vietnamese Secondary Cities under the proposed Secondary Cities Environment Improvement Project	Sanitation Trust Fund	100,000.00
9	Cambodia	F-TRTA: Southeast Asia Agriculture, Natural Resources and Rural Development Facility <ul style="list-style-type: none"> Integrated Water Resources Management Investment Program MFF loan 	Multidonor Trust Fund	150,000.00
Subtotal Southeast Asia				1,425,000.00
Total January–December 2019 Allocations				2,400,000.00

F-TRTA = transaction technical assistance facility, KSTA = knowledge and support technical assistance,
MFF = multitranches financing facility, PNG = Papua New Guinea, PRC = People's Republic of China,
TRTA = transaction technical assistance.

Appendix 2

Summary Report on Women Beneficiaries (All Completed PCRs), as of 30 June 2019

Country	Project Number and Title	Women Beneficiaries
2018		
Indonesia	Loan 2500 and 2501: Integrated Citarum Water Resources Management Investment Program	<p>Gender issues are of particular importance in the water resources sector. The project interventions incorporated specific actions to ensure that women are appropriately consulted at the planning stage and are fully involved in implementation. These interventions incorporated measures such as the mandatory representation of women in community committees responsible for planning, implementing, and monitoring activities.</p> <p>Gender-awareness training was incorporated into intervention designs to help ensure that women have equitable access to resources and benefits.</p> <p>The gender action plan was prepared and implemented for Tranche 1 to ensure gender equality in the project benefits and to actively engage women in subproject design and implementation to respond to their specific needs.</p> <p>For community water and sanitation activities, the percentage of women in community water and sanitation groups, community facilitators, meeting participation, and community trainings reached 30% on average.</p>
People's Republic of China (PRC)	Loan 2574: Hebei Small Cities and Towns Development Demonstration Sector Project	Project construction and operation created 302 employment opportunities for women.
PRC	Loan 2550: Liaoning Small Cities and Towns Development Demonstration Sector Project	The project created 3,862 jobs during the project construction and operation period, including 374 for females with monthly salaries ranging from CNY1,800 to CNY2,400.

Country	Project Number and Title	Women Beneficiaries
2017		
India	Loan 244/8240: Orissa Integrated Irrigated Agriculture and Water Management Investment Program	<p>94% women participation in project awareness campaign and social mobilization</p> <p>60% women participation in group formation under water user association development process and basic technical skills training</p> <p>37% women water users and farmers and 44% women government and NGO staff provided capacity building training courses</p> <p>33% women representation in the executive committee</p> <p>20% women participated in project-related implementation activities</p>
PRC	Loan 2700: Risk Mitigation and Strengthening of Endangered Reservoirs in Shandong Province Project	Fulfilment of loan covenant on: (i) use of local labor including women in project works, (ii) women participation in project implementation activities, and (iii) monitoring effects on women during project implementation in consultation with local governments and local women's federations
PRC	Loan 2607: Shanxi Integrated Agricultural Development Project	<p>100% of 20 women's economic empowerment groups elected their own representatives to village councils</p> <p>460 person-times of training provided to project management offices and project implementation units which included gender awareness</p> <p>107,038 employment opportunities provided, of which 47.39% was taken up by women</p>
2016		
Uzbekistan	Loan 2466: Surkhandarya Water Supply and Sanitation Project	<p>1,145 people were trained on hygiene promotion in schools, of which 879 were women</p> <p>50% of participants in consultative workshops were women leaders</p> <p>68% of 153 members of consumer and project support groups in all subproject areas were women</p> <p>Average of 32% women participation in training activities and study tours to places with good practice examples</p> <p>More than 50% of attendees in public meetings were women, and 40% of suggestions on the project area were made by women</p>

Country	Project Number and Title	Women Beneficiaries
PRC	Loan 2244: Hunan Flood Management Sector Project	68% of members of hygiene promotion teams were women
		Booklets covering 4 themes and posters covering 5 themes, as well as methodical aids and program of trainings were produced in local languages, making it more accessible to homebound women
		181 teachers in the area trained in pilot schools and they trained pupils by gender in established sanitation and hygiene corners. 129 (71.3%) of trained teachers were women
		632 (80%) of 791 persons trained in each of the 48 makhallas were women
		30% of participants to training activities for consumer representative groups (in households and teachers) were women
		30% of women were represented and participated in developing customer contracts between vodokanal and the public
		30%–53% women representation and participation in performance monitoring reporting and workshops
Ethnic minority women played important roles in household production in the project areas that involved both cultivation and non-farm work. They played an active role during the resettlement activities, including negotiations. About 50% of those who attended relocation-related discussions were women. Their suggestions and demands were fully attended to by the government to ensure a fair distribution of the project benefits to women		
The city and local county governments conducted skills training for poor rural women once or twice a year during subproject implementation		
Local women's federations provided microcredit services to rural ethnic minority women for income generating activities. For example, 1,520 of these women received microloans in 38 townships of Sangzhi County		

Country	Project Number and Title	Women Beneficiaries
2015		
Lao People's Democratic Republic	Grants 0016/0205: Northern and Central Regions Water Supply and Sanitation Sector Project	<p>In Phases 1 and 2, 557 of the 630 female-headed households in subproject towns (88%) were connected to the water supply system</p> <p>In Phase 3, 228 of the 233 female-headed households in subproject towns (98%) were connected to the water supply system</p> <p>All 11 gender-related performance indicators in the gender action plan were achieved or exceeded. The project overachieved the target of 30% of new jobs generated in the community, as 42% (438 out of 1,041) were reserved for qualified women</p> <p>There was a high level of women's participation in the project activities, as 9,532 women (44% of 21,664 participants) participated in village environmental improvement (VEI) consultation workshops, and other assessments, surveys, and workshops; 4 women (20% of 20) served in the Water Supply Regulatory Committee; 2 National Committee for Advancement of Women (NCAW-Lao) staff served on the national steering committee; and 19 out of 173 staff members for the project implementation team were Lao Women's Union members</p>

Appendix 3

Summary of All Completed Technical Assistance (TA) Completion Reports for Policy Advisory TAs, as of 30 June 2019

No.	Country	Title	Rating
2018			
1	People's Republic of China (PRC)	TA 8715: Country Water Assessment	Successful
2017			
2	India	TA 8089: Operational Research to Support Mainstreaming of Integrated Flood Management under Climate Change	Successful
2016			
3	Indonesia	TA 8432: Improving Water Planning, Management, and Development	Successful
4	Bangladesh	Establishing a Regulatory Framework for Urban Water Supply and Sanitation	Successful
5	PRC	TA 8421: Eco-Compensation Mechanism and Policy Framework Study for the Xiangjiang River Watershed of the Chang-Zhu-Tan City Cluster	Successful
6	PRC	TA 8445: Policy and Management System Development for Rural Environmental Protection	Successful
2014			
7	PRC	TA 4813: Strengthening Flood Management Sustainability in Hunan Province (attached to loan for Hunan Flood Management Sector Project)	Successful
8	Viet Nam	TA 4689: Developing Benefits Sharing Mechanisms for People Adversely Affected by Hydropower Generation Projects	Successful

No.	Country	Title	Rating
2013			
9	PRC	TA 7217: Preparing National Guidelines for Eco-Compensation in River Basins and a Framework for Soil Pollution Management	Successful
10	PRC	TA 7658: Effective Reservoir Utilization for Integrated Water Resources Management (attached to the loan for Risk Mitigation and Strengthening of Endangered Reservoirs in Shandong Province Project)	Successful
11	PRC	TA 7219: Enabling the Protection of Jiazhou Bay Water Quality and Wetlands Ecosystem (attached to the loan for Qingdao Water Resources and Wetland Protection Project)	Successful
2011			
12	PRC	TA 7127: River Basin Water Resources Allocation and Management Policy	Successful
13	PRC	TA 7049: Implementing the National Flood Management Strategy	Highly successful
14	PRC	TA 7083: Urban Wastewater Reuse and Sludge Utilization Policy Study	Successful
15	PRC	TA 7261: Strategy for Drought Management	Highly successful
16	PRC	TA 4813: Strengthening Flood Management Sustainability in Hunan Province (attached to the loan for Hunan Flood Management Sector Project)	Successful

Appendix 4

Summary of Capacity Development Technical Assistance Completion Report, January–June 2019

No.	Country	Title	Rating
1	Bangladesh, India, Nepal, Sri Lanka	<p>TA 8568: South Asia Urban Knowledge Hub</p> <p>This technical assistance (TA) aimed to strengthen the capacity of urban research and training institutions in South Asia through collaborations with leading urban research institutions in Bangladesh, India, Nepal, and Sri Lanka, which were designated as knowledge hubs (K-Hubs), with the aim of (i) developing and disseminating integrated and evidence-based solutions for improved urban management and innovative urban sanitation; and (ii) leading the debate on critical urban issues across the region.</p> <p>Various knowledge products were prepared by the K-Hubs:</p> <ul style="list-style-type: none">• Sri Lanka K-Hub created a useful online tool called the Environmental Sanitation Management Information System to enable local authorities to digitally track basic environmental services delivery.• Bangladesh K-Hub developed the country's first Institutional and Regulatory Framework for fecal sludge management (FSM), which was endorsed by the government in 2017, thereby creating a niche for itself as a local knowledge expert on FSM. <p>In terms of providing recommendations for university curriculums:</p> <ul style="list-style-type: none">• In Sri Lanka, the K-Hub provided recommendations for an improved Masters of Spatial Planning, Management and Design curriculum at the University of Moratuwa. The university curriculum has been updated to include three new relevant modules related to environmental sanitation and infrastructure for the next intake of students, which is critical given the country's dearth of sanitation experts.	Successful

No.	Country	Title	Rating
		<ul style="list-style-type: none"> • In Nepal, the TA sped up the establishment of the Centre for Urban Planning Studies at the Institute of Engineering in Tribhuvan University, the first of its kind in the country. In May 2015, the subject committee and faculty board of the Educational Council approved a revised curriculum structure (the first time in its 20-year history) and content to include courses on water and sanitation infrastructure for the new intakes. • In Bangladesh, K-Hub's work on curriculum revision led to the inclusion of aspects of FSM into the curriculum of six public universities. • In India, the K-Hub formulated recommendations to modernize the planning curriculum of the top planning schools in the country and initiated a nationwide dialogue on the future of planning education. 	

Appendix 5

Summary of All Completed Technical Assistance (TA) Completion Reports for Capacity Development TAs, as of 30 June 2019

No.	Region/ Country	Title and Summary of Results	Rating
2019			
1	Regional (Bangladesh, India, Nepal, Sri Lanka)	TA 8568: South Asia Urban Knowledge Hub	Successful
2018			
2	Indonesia	TA 7189: Institutional Strengthening for Integrated Water Resources Management in the 6 Ci's River Basin Territory	Successful
3	Regional	TA 8314: Green Cities: A Sustainable Urban Future in Southeast Asia	Successful
2017			
4	Bhutan	TA 8623: Adapting to Climate Change through Integrated Water Resources Management	Successful
5	Fiji	TA 8526: Urban Development Planning and Institutional Capacity Building	Successful
6	Kyrgyz Republic	TA 8375: Water Supply and Sanitation Strategy	Less than successful
7	People's Republic of China (PRC)	TA 8554: Establishing a Regional Knowledge Hub on Green Growth and Eco-Compensation	Successful
8	PRC	TA 8479: Restoration of Wetlands in Dalai Lake Nature Reserve of Inner Mongolia	Successful
2016			
9	Timor-Leste	TA 8064: Second District Capitals Water Supply Project	Successful

No.	Region/ Country	Title and Summary of Results	Rating
2015			
10	Philippines	TA 8135: Design of a Pilot Project to Improve Environmental Conditions of Estero de Paco	Successful
11	PRC	TA 8185: Pilot Implementation of Drought Management Strategy	Highly Successful
12	Central Asia	TA 6486: Improved Management of Water Resources in Central Asia	Less than successful
13	Sri Lanka	TA 8206: Capacity Development for Nonrevenue Water Reduction	Successful
2014			
14	Viet Nam	TA 7629: Capacity Building for River Basin Water Resources Planning	Partly successful
15	India	TA 7713: Project Management Capacity Building for Water Resources Sector Executing Agencies, India	Successful
2012			
16	Sri Lanka	TA 7320: Supporting Capacity Development for Wastewater Management Services in Colombo	Successful

Appendix 6

Status of Grant Report – Multidonor Trust Fund

ASIAN DEVELOPMENT BANK
ADMINISTRATOR FOR
WATER FINANCING PARTNERSHIP FACILITY TRUST FUND
CHANNEL FINANCING AGREEMENT

STATUS OF GRANT
As of 30 June 2019
(Expressed in US Dollars)

TOTAL CONTRIBUTION COMMITTED		52,371,876.14 ^{c/}
Exchange gain (loss) on contribution received		<u>280,930.90</u>
Contribution received:		
Government of Australia (AUD26,000,000)	24,920,000.00	
Government of Austria (USD5,000,000)	5,000,000.00	
Government of Austria (EUR2,600,000)	3,467,709.28	
Government of Norway (NOK24,522,329.64)	4,562,463.67 ^{c/}	
Government of Spain (USD9,500,000)	9,500,000.00	
Government of Switzerland (CHF4,800,000)	<u>5,202,634.09</u>	
	52,652,807.04	
NET CONTRIBUTION RECEIVED		52,652,807.04
Interest income - cash in bank	136,174.76	
Interest income - investments	681,630.70	
Gain (loss) on foreign exchange transactions	<u>(23.51)</u>	<u>817,781.95</u>
TOTAL AMOUNT AVAILABLE		53,470,588.99
Amounts utilized for:		
Project expenditures (Statement 2)		
Grant component of investment (GCI)	(2,924,862.55)	
Technical assistance linked to loan (TALL)	(4,527,333.20)	
Technical assistance (TA)	(32,094,618.30)	
Direct charges	(6,889,246.66)	
ADB service fees	(1,897,290.90) ^{b/}	
Audit fees	(163,666.00)	
Financial expenses	<u>(30,536.28)</u>	<u>(48,527,553.89)</u>
UNUTILIZED BALANCE		4,943,035.10 ^{a/}
Outstanding commitments	(3,105,139.50)	
Reserve for ADB service fees	(155,256.98) ^{b/}	
Undisbursed direct charges	<u>(335,795.18)</u>	<u>(3,596,191.66)</u>
UNCOMMITTED BALANCE		<u><u>1,346,843.44</u></u>

^{a/} Represented by:

Cash in bank		2,936,016.18
Investment		1,988,422.05
Accrued interest		271.75
Advances		46,331.03
Interfund receivable		14,533.93
Interfund payable		(33,758.84)
Accrued expenses		<u>(8,781.00)</u>
		<u><u>4,943,035.10</u></u>

^{b/} Represents 5% and 2% of TA and Grant project expenditures/outstanding commitments.

For Grants under Contributions committed starting 6 November 2009, ADB service fees will be 5% for grants up to \$5 million, or 2% with a minimum of \$250,000 (whichever is greater) for grants above \$5 million.

^{c/} Net of returned to donor amounting to \$1,019,139.38.

ASIAN DEVELOPMENT BANK
Statement of TA/Grant Expenditures and Direct Charges
Water Financing Partnership Facility
As of 30 June 2019
(Expressed in US Dollars)

TA/Grant/DC Title	TA/Grant/ DC No./ Type	Date of Approval	TA/Grant Direct Charge Amount ^{1/}	Project Expenditures/Direct Charges ^{2/}			Outstanding Commitments	Expected TA/Grant Completion Date	Completed TAs/Grants/DCs		
				Cumulative up to 31/12/18	Transactions 01/01-30/06/19	Cumulative up to 30/06/19			Unutilized Commitment (Savings)	Financial Completion Date	
			(A)	(B)	(C)	(D)	(E) = (C) + (D)	(F) = (A) - (E)	(G)	(H) = (A) - (E)	(I)
APPROVED and EFFECTIVE PROJECTS											
Grant Component of Investment (GCI):											
China, People's Republic of											
Liaoning Small Cities and Towns Development Demonstration Sector Project	0159	18-Sep-09	250,000.00		223,924.98	-	223,924.98			26,075.02	23-Apr-14
Hebei Small Cities and Towns Development Demonstration Project	0171	6-Nov-09	250,000.00		250,000.00	-	250,000.00			0.00	31-Oct-13
Climate Change Adaptation through Groundwater Management	0188	16-Dec-09	500,000.00		499,980.04	-	499,980.04			19.96	10-Mar-14
Shanxi Small Cities and Towns Development Demonstration Sector Project	0190	18-Dec-09	250,000.00		194,533.22	-	194,533.22			55,466.78	02-May-14
Kiribati											
South Tarawa Sanitation Improvement Sector - Additional Financing	0387	14-May-14	610,000.00		222,911.49	33,623.33	256,534.82	353,465.18	30-Jun-19		
Vietnam											
Thanh Hoa City Comprehensive Socioeconomic Development Project	0147	5-Mar-09	1,200,000.00		-	-	-			1,200,000.00	06-Sep-12
Uzbekistan											
Surkhandarya Water Supply and Sanitation Project	0131	3-Nov-08	1,500,000.00		1,499,889.49	-	1,499,889.49			110.51	28-Feb-15
Sub Total			4,560,000.00		2,891,239.22	33,623.33	2,924,862.55	353,465.18		1,281,672.27	
Technical Assistance Linked to Loan (TALL):											
China, People's Republic of											
Enabling the Protection of Jiaozhou Bay Water Quality and Wetland Ecosystem	7219/AO	17-Dec-08	400,000.00		400,000.00	-	400,000.00			-	21-Dec-12
Effective Reservoir Utilization for Integrated Water Resources Management	7658/PA	19-Nov-10	200,000.00		198,599.75	-	198,599.75			1,400.25	18-Jun-13
Strengthening Participatory Irrigation Management and Project Management Capacity in Qinghai Province	7731/CD	16-Dec-10	200,000.00		199,969.47	-	199,969.47			30.53	22-Aug-14

ASIAN DEVELOPMENT BANK
Statement of TA/Grant Expenditures and Direct Charges
Water Financing Partnership Facility
As of 30 June 2019
(Expressed in US Dollars)

TA/Grant/DC Title	TA/Grant/DC No./Type	Date of Approval	TA/Grant Direct Charge Amount ^{1/}	Project Expenditures/Direct Charges ^{2/}			Outstanding Commitments	Expected TA/Grant Completion Date	Completed TAs/Grants/DCs	
				Cumulative up to 31/12/18	Transactions 01/01-30/06/19	Cumulative up to 30/06/19			Unutilized Commitment (Savings)	Financial Completion Date
Management and Protection of Wetlands in Weinan City in Shaanxi Province	8293/CD	17-Dec-12	350,000.00	230,514.83	-	230,514.83			119,485.17	24-Feb-16
Restoration of Wetlands in Dalai Lake Nature Reserve of Inner Mongolia	8479/CD	08-Oct-13	500,000.00	429,549.40	-	429,549.40			70,450.60	22-Dec-16
Wastewater Treatment and Reuse Program	8457/CD	20-Sep-13	250,000.00	226,823.53	-	226,823.53			23,176.47	25-Aug-17
Strengthening Urban Flood Management in Huainan Municipality	8491/PA	25-Oct-13	500,000.00	141,010.25	-	141,010.25			358,989.75	30-Jun-17
India										
Institutional Development of Integrated Water Resources Management in ORISSA	7131/AO	18-Sep-08	250,000.00	222,449.00	-	222,449.00			27,551.00	26-Mar-11
Indonesia										
Institutional Strengthening for Integrated Water Resources Management in 6 CIS River Basin Territory	7189/AO	04-Dec-08	2,000,000.00	2,000,000.00	-	2,000,000.00			-	22-Jul-16
Nepal										
Institutional and Legal Support for Improved Water Management Systems in Nepal and Formation of the Bagmati River Basin Organization	8500/PA	31-Oct-13	500,000.00	368,440.52	16,559.23	384,999.75	115,000.25	31-Jul-19		
Philippines										
Water District Development Sector Project	9103/CD	22-Apr-16	500,000.00	89,265.72	4,151.50	93,417.22	406,582.78	31-Dec-19		
Sub Total			5,650,000.00	4,506,622.47	20,710.73	4,527,333.20	521,583.03		601,083.77	
Technical Assistance (TA):										
Bangladesh										
Second Chittagong Hill Tracts Rural Development Project (CHTRDP II)	7432/PP	7-Dec-09	265,000.00	228,624.69	-	228,624.69			36,375.31	31-Dec-11
Preparing the Khilket Water Treatment Plant Project	8053/PP	21-Feb-12	500,000.00	500,000.00	-	500,000.00			-	28-Sep-16
Third Urban Governance and Infrastructure Improvement Sector	8339/PP	15-Mar-13	450,000.00	450,000.00	-	450,000.00			-	31-Aug-16
Bhutan										
Adapting to Climate Change through Integrated Water Resources Management	8623/CD	28-Feb-14	250,000.00	156,180.77	-	156,180.77			93,819.23	30-Sep-16

ASIAN DEVELOPMENT BANK
Statement of TA/Grant Expenditures and Direct Charges
Water Financing Partnership Facility
As of 30 June 2019
(Expressed in US Dollars)

TA/Grant/DC Title	TA/Grant/ DC No./ Type	Date of Approval ^{4/}	TA/Grant Direct Charge Amount ^{1/}	Project Expenditures/Direct Charges ^{2/}			Outstanding Commitments	Expected TA/Grant Completion Date	Completed TAs/Grants/DCs	
				Cumulative up to 31/12/18	Transactions 01/01-30/06/19	Cumulative up to 30/06/19			Unutilized Commitment (Savings)	Financial Completion Date
China, People's Republic of										
Urban Wastewater Reuse and Sludge Utilization Policy Study	7083/AO	26-May-08	300,000.00	300,000.00	-	300,000.00			-	21-Dec-11
River Basin Water Resources Allocation and Management Policy	7127/AO	2-Sep-08	250,000.00	250,000.00	-	250,000.00			-	31-Mar-11
Preparing National Guidelines for Eco-Compensation in River Basins and a Framework for Soil Pollution Management	7217/AO	8-Dec-08	400,000.00	400,000.00	-	400,000.00			-	17-Sep-13
Strategy for Drought Management	7261/PA	26-Mar-09	230,000.00	230,000.00	-	230,000.00			-	12-Dec-11
Jilin Urban Services Improvement Project	8172/PP	13-Sep-12	150,000.00	150,000.00	-	150,000.00			-	31-Jul-14
Pilot Implementation of the Drought Management Strategy	8185/CD	08-Oct-12	200,000.00	200,000.00	-	200,000.00			-	29-Dec-14
Jiangxi Zhelin Lake Water Resources Integrated Utilization	8201/PP	29-Oct-12	290,000.00	290,000.00	-	290,000.00			-	16-Dec-15
Biodiversity Strategy and Action Plan for Yunnan Province	8269/PA	10-Dec-12	200,000.00	200,000.00	-	200,000.00			-	19-Mar-15
Xinjiang Akesu Integrated Urban Development and Environment Improvement Project	8303/PP	18-Dec-12	250,000.00	250,000.00	-	250,000.00			-	29-Dec-15
Gansu Baiyin Urban Development II (Supplementary)	8381/PP	17-Jun-13	120,000.00	120,000.00	-	120,000.00			-	25-Sep-15
Gansu Featured Agriculture and Financial Services System Development Project	8417/PP	05-Aug-13	180,000.00	141,294.07	-	141,294.07			38,705.93	07-Dec-15
Eco-Compensation Mechanism and Policy Framework Study for the Xiangjiang River	8421/PA	05-Aug-13	225,000.00	223,066.00	-	223,066.00			1,934.00	22-Dec-15
Shandong Groundwater Allocation and Protection	8423/PP	09-Aug-13	250,000.00	169,928.42	-	169,928.42			80,071.58	24-Nov-15
Hubei Enshi Qing River Upstream Environment Rehabilitation	8424/PP	09-Aug-13	200,000.00	200,000.00	-	200,000.00			-	31-Mar-15
Policy and Management System Development for Rural Environmental Protection	8445/PA	11-Sep-13	100,000.00	100,000.00	-	100,000.00			-	22-Dec-15
Jiangxi Pingxiang Integrated Rural-Urban Infrastructure Development	8451/PP	18-Sep-13	240,000.00	224,740.64	-	224,740.64			15,259.36	11-Mar-16
Strengthening Capacity for Wetland Protection for Sanjiang Plain	8541/CD	5-Dec-13	300,000.00	300,000.00	-	300,000.00			-	31-Dec-16
Establishing a Regional Knowledge Hub on Green Growth and Eco-Compensation	8554/CD	12-Dec-13	300,000.00	300,000.00	-	300,000.00			-	09-Mar-16
Hunan Dongjiang Lake Environmental Protection and Integrated Utilization	8638/PP	4-Apr-14	200,000.00	200,000.00	-	200,000.00			-	22-Dec-15
Country Water Assessment	8715/PA	5-Sep-14	300,000.00	297,064.96	-	297,064.96			2,935.04	21-Jul-17
Xinjiang Changji Integrated Urban-Rural Infrastructure Demonstration	8922/PP	6-Jul-15	130,000.00	130,000.00	-	130,000.00			-	6-Mar-18
Preparing Yangtze River Economic Belt Projects	9311/PP	19-Apr-17	600,000.00	290,201.19	118,180.46	408,381.65	191,618.35	31-Dec-20		
Fiji										
Urban Development Planning and Institutional Capacity Building	8526/CD	04-Dec-13	350,000.00	350,000.00	-	350,000.00			-	31-Mar-17

ASIAN DEVELOPMENT BANK
Statement of TA/Grant Expenditures and Direct Charges
Water Financing Partnership Facility
As of 30 June 2019
(Expressed in US Dollars)

TA/Grant/DC Title	TA/Grant/ DC No./ Type	Date of Approval ^{4/}	TA/Grant Direct Charge Amount ^{1/}	Project Expenditures/Direct Charges ^{2/}			Outstanding Commitments	Expected TA/Grant Completion Date	Completed TAs/Grants/DCs	
				Cumulative up to 31/12/18	Transactions 01/01-30/06/19	Cumulative up to 30/06/19			Unutilized Commitment (Savings)	Financial Completion Date
<u>India</u>										
Water Users Association Empowerment for Improved Irrigation Management in Chhattisgarh	4573/AO	29-Mar-05	550,000.00	549,280.71	-	549,280.71			719.29	01-Apr-14
Preparing the Integrated Flood and River Erosion Management	7132/PP	11-Sep-08	750,000.00	687,012.96	-	687,012.96			62,987.04	29-Mar-11
Preparing the Integrated Flood and Riverbank Erosion Risk Management Project (Phase 2)	7136/PP	26-Sep-08	750,000.00	750,000.00	-	750,000.00			-	30-Mar-12
Project Management Capacity Building for Water Resources Sector Executing Agencies	7713/CD	16-Dec-10	200,000.00	98,861.88	-	98,861.88			101,138.12	15-Oct-13
Operational Research to Support Mainstreaming of Integrated Flood Management under Climate Change	8089/PA	1-Jun-12	200,000.00	-	-	-			200,000.00	27-Jun-16
Climate Adaptation thru Sub-Basin Development Investment Program	8166/PP	20-Sep-12	461,000.00	461,000.00	-	461,000.00			-	31-Mar-16
Delhi Water Supply Improvement Investment Program	8415/PP	29-Jul-13	500,000.00	467,555.21	-	467,555.21			32,444.79	12-Oct-17
<u>Indonesia</u>										
Metropolitan Sanitation Management and Health Project	4763/PP	16-Jan-06	500,000.00	467,085.66	-	467,085.66			32,914.34	21-Oct-10
Flood Management in Selected River Basins (Phase II)	7364/PP	12-Oct-09	500,000.00	387,385.08	-	387,385.08			112,614.92	30-Sep-15
<u>Kiribati</u>										
South Tarawa Water Supply Project	9200/PP	07-Oct-16	150,000.00	124,547.98	-	124,547.98			25,452.02	11-Nov-18
<u>Kyrgyz</u>										
Issyk-Kul Sustainable Development Project	7228/PP	20-Jan-09	700,000.00	604,938.45	-	604,938.45			95,061.55	31-Mar-10
Water Supply and Sanitation Strategy (Supplementary)	8375/CD	03-Jun-13	50,000.00	49,980.75	-	49,980.75			19.25	27-Sep-16
<u>Marshall Islands</u>										
Ebeye Water Supply and Sanitation Project	8306/PP	20-Dec-12	500,000.00	491,333.91	-	491,333.91			8,666.09	02-Nov-17
<u>Mongolia</u>										
Ulaanbaatar Urban Services and Ger Areas Development Investment Program	7970/PP	13-Dec-11	200,000.00	200,000.00	-	200,000.00			-	17-Sep-14
<u>Myanmar</u>										
Mandalay City Urban Services Improvement	8472/PP	03-Oct-13	500,000.00	500,000.00	-	500,000.00			-	28-Dec-16
Irrigation Command Area Development (Supplementary)	8583/PP	16-Dec-13	500,000.00	468,746.94	-	468,746.94			31,253.06	28-May-19

ASIAN DEVELOPMENT BANK
Statement of TA/Grant Expenditures and Direct Charges
Water Financing Partnership Facility
As of 30 June 2019
(Expressed in US Dollars)

TA/Grant/DC Title	TA/Grant/ DC No./ Type	Date of Approval ^{4/}	TA/Grant Direct Charge Amount ^{1/}	Project Expenditures/Direct Charges ^{2/}			Outstanding Commitments	Expected TA/Grant Completion Date	Completed TAs/Grants/DCs	
				Cumulative up to 31/12/18	Transactions 01/01-30/06/19	Cumulative up to 30/06/19			Unutilized Commitment (Savings)	Financial Completion Date
<u>Nepal</u>										
Building Climate Resilience of Watersheds in Mountain Eco-Regions	7883/PP	10-Oct-11	500,000.00	500,000.00	-	500,000.00			-	20-Mar-15
Bagmati River Basin Improvement Project	8050/PP	24-Jan-12	470,000.00	470,000.00	-	470,000.00			-	31-Dec-14
Third Small Towns Water Supply and Sanitation Sector Project	8346/PP	05-Apr-13	300,000.00	300,000.00	-	300,000.00			-	31-May-16
<u>Philippines</u>										
Preparing the Water District Development Sector Project	7122/PP	10-Sep-08	1,270,000.00	1,251,950.71	-	1,251,950.71			18,049.29	26-Nov-13
NSP: Pasig River Catchment Sewerage Project	7367/PP	26-Oct-09	300,000.00	300,000.00	-	300,000.00			-	30-Apr-11
Solid Waste Management Sector	8115/PP	16-Jul-12	220,000.00	202,981.10	-	202,981.10			17,018.90	31-Mar-16
Design of a Pilot Project to Improve Environmental Conditions of Estero de Paco	8135/CD	08-Aug-12	220,000.00	218,508.94	-	218,508.94			1,491.06	30-Apr-15
<u>Pakistan</u>										
Punjab Cities Improvement Investment Program	7321/PP	29-Jul-09	400,000.00	399,999.99	-	399,999.99			0.01	27-Nov-12
Preparing MFF Khyber Pakhtunkhwa Water Resources Sector	8488/PP	24-Oct-13	200,000.00	200,000.00	-	200,000.00			-	31-Mar-17
Balochistan Water Resources Development Project	8800/PP	15-Dec-14	70,000.00	65,399.74	-	65,399.74			4,600.26	1-Feb-19
Revitalizing the Ecosystem of Ravi River Basin	9463/PP	12-Dec-17	200,000.00	9,639.45	20,424.00	30,063.45	169,936.55	30-Sep-19		
<u>Papua New Guinea</u>										
Support for Water and Sanitation Sector Management	9298/CD	06-Feb-17	150,000.00	-	-	-	150,000.00	10-Jul-20		
<u>Sri Lanka</u>										
Supporting Capacity Development for Wastewater Management	7320/CD	28-Jul-09	150,000.00	136,075.44	-	136,075.44			13,924.56	04-Oct-11
Capacity Development for Non-Revenue Water Reduction	8206/CD	05-Nov-12	200,000.00	188,245.82	-	188,245.82			11,754.18	13-Feb-15
Trincomalee Integrated Urban Development	8453/PP	30-Sep-13	500,000.00	214,084.02	-	214,084.02			285,915.98	30-Jun-16
Integrated Water Productivity Improvement	9636/PP	9-Nov-18	200,000.00	-	-	-	200,000.00	31-Oct-21		
<u>Tajikistan</u>										
Water Resources Management in Pyanj River Basin	8647/PP	12-May-14	200,000.00	200,000.00	-	200,000.00			-	14-Oct-16
<u>Timor-Leste</u>										
Second District Capitals Water Supply Project	8064/PP	26-Mar-12	200,000.00	200,000.00	-	200,000.00			-	31-Mar-16
<u>Uzbekistan</u>										
Water Supply and Sanitation Services	7240/PP	20-Feb-09	850,000.00	808,227.69	-	808,227.69			41,772.31	31-Jan-11
<u>Viet Nam</u>										
Developing Benefit Sharing Mechanisms for People Adversely										

ASIAN DEVELOPMENT BANK
Statement of TA/Grant Expenditures and Direct Charges
Water Financing Partnership Facility
As of 30 June 2019
(Expressed in US Dollars)

TA/Grant/DC Title	TA/Grant/ DC No./ Type	Date of Approval	TA/Grant Direct Charge Amount ^{1/}	Project Expenditures/Direct Charges ^{2/}			Outstanding Commitments	Expected TA/Grant Completion Date	Completed TAs/Grants/DCs		
				Cumulative up to 31/12/18	Transactions 01/01-30/06/19	Cumulative up to 30/06/19			Unutilized Commitment (Savings)	Financial Completion Date	
Affected by Power Generation Project	4689/AO	14-Nov-05	240,000.00	212,351.51	-	212,351.51			27,648.49	31-Jan-11	
Ho Chi Minh City Water Supply Project	7091/PP	24-Jun-08	300,000.00	299,323.67	-	299,323.67			676.33	31-May-13	
Preparing the Da Nang Water Supply Project	7144/PP	01-Oct-08	1,500,000.00	1,499,476.17	-	1,499,476.17			523.83	28-Jun-13	
Water Resources Development in Mid-and North East Red River Delta	7926/PP	24-Nov-11	450,000.00	146,595.00	-	146,595.00			303,405.00	31-Aug-14	
Regional											
Improved Management of Water Resources in Central Asia Knowledge and Innovation Support for ADB's Water Financing Program	6486/REG 6498/REG	12-Sep-08 03-Nov-08	998,000.00 7,900,000.00	866,237.32 6,385,042.11	- 77,952.95	866,237.32 6,462,995.06	1,437,004.94	31-Dec-20		131,762.68	31-May-14
Enabling Climate Change Responses in Asia and the Pacific - Supporting Investments in Water and Climate Change (Subproject 1)	7581/CD	18-Aug-10	1,000,000.00	985,923.62	-	985,923.62			14,076.38	29-Jan-16	
Harnessing Climate Change Mitigation Initiatives to Benefit Women	7914/CD	15-Nov-11	300,000.00	257,432.17	-	257,432.17			42,567.83	27-Nov-17	
Preparing a Water Supply & Sanitation Handbook for Southeast Asia	7941/RD	22-Nov-11	225,000.00	195,766.49	-	195,766.49			29,233.51	30-Jun-14	
Innovations for More Food with Less Water	7967/RD	08-Dec-11	300,000.00	299,948.63	-	299,948.63			51.37	31-Dec-15	
Developing Water Resources Sector Strategies in Central and West Asia	8015/PA	22-Dec-11	500,000.00	499,668.88	-	499,668.88			331.12	31-Dec-15	
Implementing the Greater Mekong Subregion Core Agriculture Support Program (Phase 2) (Supplementary)	8163/PA	14-Sep-12	1,000,000.00	889,672.46	28,796.09	918,468.55	81,531.45	30-Jun-19			
Results-Based Strategy and Sector Planning in the Pacific (2nd Supplement: Green Cities: A Sustainable Urban Future in Southeast Asia	8257/CD 8314/CD	12-Dec-12 19-Dec-12	500,000.00 150,000.00	483,360.11 95,403.98	- -	483,360.11 95,403.98			16,639.89 54,596.02	01-Jun-18 22-Dec-16	
Sustainable Hydropower in Asia Publication	8382/CD	28-May-13	112,500.00	87,926.51	-	87,926.51			24,573.49	21-Dec-15	
Women-Led Sanitation: Driving Change through ADB-CSO Partnerships	8601/RD	20-Dec-13	225,000.00	21,193.00	-	21,193.00			203,807.00	30-Apr-16	
Sub Total			36,541,500.00	31,849,264.80	245,353.50	32,094,618.30	2,230,091.29		2,216,790.41		
Total TAs and Grants			46,751,500.00	39,247,126.49	299,687.56	39,546,814.05	3,105,139.50		4,099,546.45		
Direct Charge (DC):											
Long-term Capacity Development Support to the Ministry of Rural Development of Cambodia in the Rural Water Supply and Sanitation Sector	WFMFDC 00001	28-Jan-08	140,000.00	105,035.90	-	105,035.90			34,964.10	16-Jun-10	
Capacity and Performance Diagnosis of Water Supply and Sanitation Enterprises	WFMFDC 00002	01-Feb-08	55,000.00	47,009.36	-	47,009.36			7,990.64	07-Apr-09	
Institutional Study for Integrating Flood Risk Management into Disaster Risk Management in Assam	WFMFDC 00006	05-Mar-08	50,000.00	47,992.41	-	47,992.41			2,007.59	30-Jun-09	

ASIAN DEVELOPMENT BANK
Statement of TA/Grant Expenditures and Direct Charges
Water Financing Partnership Facility
As of 30 June 2019
(Expressed in US Dollars)

TA/Grant/DC Title	TA/Grant/ DC No./ Type ^{4/}	Date of Approval	TA/Grant Direct Charge Amount ^{1/}	Project Expenditures/Direct Charges ^{2/}			Outstanding Commitments	Expected TA/Grant Completion Date	Completed TAs/Grants/DCs	
				Cumulative up to 31/12/18	Transactions 01/01-30/06/19	Cumulative up to 30/06/19			Unutilized Commitment (Savings)	Financial Completion Date
Initial Assessment of the Metro Cebu Kotkot Dam Project	WFMFDC 00008	13-May-08	62,500.00	58,350.21	-	58,350.21			4,149.79	15-Sep-09
Singapore International Water Week	WFMFDC 00009	16-May-08	215,000.00	38,577.73	-	38,577.73			176,422.27	26-Mar-09
Workshop on Lakes and Wetlands Restoration and Sustainable Alternative Livelihood	WFMFDC 00010	27-May-08	20,000.00	20,000.00	-	20,000.00			-	9-Aug-09
Pacific Water Conference 2008	WFMFDC 00011	09-Jun-08	43,912.45	43,912.45	-	43,912.45			-	27-Apr-09
Increasing Public Awareness and Support for Improved Urban Services: Campaign to Support Sindh Cities Improvement Investment Program	WFMFDC 00012	03-Jul-08	27,300.00	25,126.26	-	25,126.26			2,173.74	02-Oct-09
Developing Design-Build-Performance Based Arrangement for Water Supply Improvements (Water Expert Services Pool: Engagement of Contract and Procurement Expert	WFMFDC 00013	02-Jul-08	25,000.00	17,740.36	-	17,740.36			7,259.64	18-Jun-09
Sharing Best Practices in Water Supply and Wastewater Management	WFMFDC 00014	25-Jun-08	44,270.00	27,506.89	-	27,506.89			16,763.11	05-May-09
Capacity Building Support to Kathmandu Water Supply Utility	WFMFDC 00015	25-Jun-08	140,000.00	115,968.10	-	115,968.10			24,031.90	29-Jun-10
Support to WFPF Operationalization: Engagement of Facility Account Analyst	WFMFDC 00017	24-Jul-08	17,400.00	13,212.89	-	13,212.89			4,187.11	31-Aug-09
Providing for Secretariat Support to Established Asia Water Utilities Network under the Water Operator Partnerships (WOPs) Program	WFMFDC 00018	06-Aug-08	50,643.88	38,397.89	-	38,397.89			12,245.99	23-Feb-12
Support to India Orissa Integrated Agriculture and Water Management Investment Program (Water Expert Services Pool: Engagement of Irrigation Management Specialist and Water Users Association Specialists)	WFMFDC 00019	05-Aug-08	70,000.00	64,811.25	-	64,811.25			5,188.75	04-Jun-09
Support to Northern and Central Water and Central Water Supply and Sanitation Sector Project (Water Expert Services Pool: Engagement of Water Supply Expert)	WFMFDC 00020	12-Aug-08	108,000.00	96,674.20	-	96,674.20			11,325.80	23-Jun-10
Developing Knowledge Product on Community-Driven Development in Water Supply and Sanitation: Case Studies of ADB Projects in Indonesia, Nepal, and Sri Lanka	WFMFDC 00021	15-Aug-08	55,438.50	43,760.26	-	43,760.26			11,678.24	4-Aug-09

ASIAN DEVELOPMENT BANK
Statement of TA/Grant Expenditures and Direct Charges
Water Financing Partnership Facility
As of 30 June 2019
(Expressed in US Dollars)

TA/Grant/DC Title	TA/Grant/ DC No./ Type	Date of Approval	TA/Grant Direct Charge Amount ^{1/}	Project Expenditures/Direct Charges ^{2/}			Outstanding Commitments	Expected TA/Grant Completion Date	Completed TAs/Grants/DCs	
				Cumulative up to 31/12/18	Transactions 01/01-30/06/19	Cumulative up to 30/06/19			Unutilized Commitment (Savings)	Financial Completion Date
Increasing Awareness and Support for Participatory Irrigation Development Through Multimedia: Production of Water Awareness Video on Participatory Approaches in Irrigation Scheme Reconstruc- tion and Rehabilitation - Lessons from Naggroe Aceh Darussalam Indonesia	WFMFDC 00022	22-Aug-08	56,000.00	55,986.85	-	55,986.85			13.15	09-Jun-09
Capacity Building of Second and Third Tier Cities for Preparing Nonsovereign Urban Infrastructure Projects in PRC	WFMFDC 00023	29-Aug-08	150,000.00	84,583.41	-	84,583.41			65,416.59	24-May-10
Good Practices for Urban Water Management in Asia	WFMFDC 00026	15-Sep-08	133,919.00	97,367.24	-	97,367.24			36,551.76	12-Mar-10
Water Expert Services Pool: Engagement of Environmental Specialist for Kyrgyz Sanitation	WFMFDC 00027	25-Sep-08	57,900.00	47,965.68	-	47,965.68			9,934.32	08-Oct-09
Preparation of Larkana Sanitation, Drainage and Wastewater Management Strategic Action Plan and Priority Investment Program	WFMFDC 00029	03-Oct-08	92,000.00	84,554.64	-	84,554.64			7,445.36	10-Jul-10
Regional Workshop on Developing Partnerships for Water and Climate Change Adaptation, Malaysia, 1-5 December, 2008	WFMFDC 00030	10-Nov-08	94,324.00	66,053.37	-	66,053.37			28,270.63	23-Jun-09
Accessing the WFMF Expert Pool Facility: Engagement of Development Communication Expert to Support: ADTA "Nepal: Strengthening Capacity for Managing Climate Change and the Environment	WFMFDC 00031	05-Dec-08	100,000.00	98,509.64	-	98,509.64			1,490.36	09-Apr-13
Legal Review of Project Documents for PPP in Water Projects in India	WFMFDC 00032	05-Dec-08	150,000.00	108,174.52	-	108,174.52			41,825.48	01-Jul-11
Preparation of Khairpur Wastewater Management Planning Methodology, Strategic Plan and Priority Investment Program	WFMFDC 00033	25-Mar-09	120,000.00	113,433.56	-	113,433.56			6,566.44	22-Jun-10
Scoping study for CDTA "Integrated Water Resource Management in Karnataka"	WFMFDC 00034	8-Jun-09	64,000.00	60,675.49	-	60,675.49			3,324.51	18-Jan-10
Preliminary Survey and Assessment for Initiating Interventions on Zhangye Wetlands Protection and Rehabilitation in Hei River Basin	WFMFDC 00035	8-Jun-09	150,000.00	115,873.80	-	115,873.80			34,126.20	11-Sep-13

ASIAN DEVELOPMENT BANK
Statement of TA/Grant Expenditures and Direct Charges
Water Financing Partnership Facility
As of 30 June 2019
(Expressed in US Dollars)

TA/Grant/DC Title	TA/Grant/ DC No./ Type ^{4/}	Date of Approval	TA/Grant Direct Charge Amount ^{1/}	Project Expenditures/Direct Charges ^{2/}			Outstanding Commitments	Expected TA/Grant Completion Date	Completed TAs/Grants/DCs	
				Cumulative up to 31/12/18	Transactions 01/01-30/06/19	Cumulative up to 30/06/19			Unutilized Commitment (Savings)	Financial Completion Date
Pacific Water Conference and Expo 2009	WFMFDC 00036	8-Jun-09	20,000.00	19,951.63	-	19,951.63			48.37	31-Mar-10
Support to Indonesia's Preparation of National-Term Plan 2010-2014 (Water Supply and Sanitation Section Sector)	WFMFDC 00037	27-Jul-09	150,000.00	17,983.31	-	17,983.31			132,016.69	01-Oct-10
Engagement of International Water Supply and Sanitation Specialist to Support Portfolio Development in Viet Nam	WFMFDC 00038	14-Sep-09	150,000.00	131,816.95	-	131,816.95			18,183.05	04-Jun-10
Engagement of National Water Supply and Sanitation Specialist to Support Portfolio Development in Viet Nam	WFMFDC 00039	14-Sep-09	40,000.00	31,665.32	-	31,665.32			8,334.68	31-Oct-10
Development of Flood Management Infrastructure Asset Management Information System	WFMFDC 00040	17-Sep-09	50,000.00	41,791.07	-	41,791.07			8,208.93	29-Jun-11
Market Sounding with Potential Private Investors and Operators and Further Refinement of Enabling Environment for PSP in Water and Sanitation Service Provision in Mongolia's Urban Areas	WFMFDC 00041	18-Sep-09	50,000.00	40,150.00	-	40,150.00			9,850.00	07-Jul-11
Support to Mekong River Commission on the Formulation of Flood Management and Mitigation Phase 2 (2011-2015)	WFMFDC 00042	8-Apr-10	75,000.00	66,252.84	-	66,252.84			8,747.16	16-Jul-12
Knowledge Product and Training Program on Integrated Urban Water Management in Nanning, PRC	WFMFDC 00043	22-Apr-10	25,000.00	16,526.84	-	16,526.84			8,473.16	27-Jul-12
IWRM Scoping Study for Sutlej River Basin Himachal Pradesh: Improving Capacity for Climate Change Adaptation	WFMFDC 00044	6-May-10	75,000.00	62,418.87	-	62,418.87			12,581.13	12-Jul-11
Pilot Area Land Use Mapping of Chitaggong Hill Tracts: Support to Chitaggong Hill Tracts Rural Development Project II	WFMFDC 00045	24-May-10	27,999.00	26,664.00	-	26,664.00			1,335.00	09-May-12
Assessment of Potential Public-Private Partnerships in the Urban Water Supply in Lao PDR	WFMFDC 00046	27-May-10	45,000.00	45,000.00	-	45,000.00			-	31-Mar-11
Preparation of City Sanitation Strategy for 2 Cities	WFMFDC 00047	14-Jun-10	75,000.00	71,130.94	-	71,130.94			3,869.06	31-Jan-12

ASIAN DEVELOPMENT BANK
Statement of TA/Grant Expenditures and Direct Charges
Water Financing Partnership Facility
As of 30 June 2019
(Expressed in US Dollars)

TA/Grant/DC Title	TA/Grant/ DC No./ Type	Date of Approval	TA/Grant Direct Charge Amount ^{1/}	Project Expenditures/Direct Charges ^{2/}			Outstanding Commitments	Expected TA/Grant Completion Date	Completed TAs/Grants/DCs	
				Cumulative up to 31/12/18	Transactions 01/01-30/06/19	Cumulative up to 30/06/19			Unutilized Commitment (Savings)	Financial Completion Date
Legal Review of PPP Contracts for North Karnataka Urban Sector Investment Program	WFMFDC 00048	23-Jun-10	30,000.00	12,600.00	-	12,600.00			17,400.00	17-Jun-13
Regional Workshop on Economics of Sanitation	WFMFDC 00049	25-Jun-10	40,707.00	25,917.94	-	25,917.94			14,789.06	23-Oct-10
International Conference on Payment for Watershed Services and Eco-Compensation Legislation	WFMFDC 00050	12-Jul-10	50,000.00	49,037.22	-	49,037.22			962.78	30-Jun-11
Mainstreaming Water Safety Plans in ADB Projects	WFMFDC 00051	22-Jul-10	10,000.00	10,000.00	-	10,000.00			-	15-Jun-11
Pacific Water Conference and Expo 2010	WFMFDC 00052	23-Jul-10	70,000.00	42,634.44	-	42,634.44			27,365.56	04-Jul-11
Engagement of Facility Account Analyst	WFMFDC 00053	1-Oct-10	18,000.00	13,116.41	-	13,116.41			4,883.59	02-Dec-11
Development of Community Sanitation Project in Samoa	WFMFDC 00054	9-Mar-11	75,000.00	74,027.76	-	74,027.76			972.24	31-Jan-12
Upstream Work for Assessing New Approaches for River Rehabilitation and Flood Management in Chuxiong Prefecture, Chongqing Municipality and Jiuquan Municipality	WFMFDC 00056	7-Jun-11	149,350.00	121,447.25	-	121,447.25			27,902.75	19-Nov-12
WOPs Asia: Supporting Twinning Initiatives in the Pacific	WFMFDC 00057	15-Jun-11	50,000.00	24,204.22	-	24,204.22			25,795.78	19-Jun-13
WOPs Asia: Continuing Twinning Initiatives in PRC	WFMFDC 00058	16-Jun-11	50,000.00	33,436.01	-	33,436.01			16,563.99	19-Jun-13
Supporting Water Operators Partnership in Asia (WOPs Program) - Continuation of Twinning Initiatives	WFMFDC 00059	1-Jul-11	60,000.00	46,048.61	-	46,048.61			13,951.39	03-Apr-13
Development of Synthesis and Draft Action Plan for Improving Water Use Efficiency of Irrigated Agriculture in Selected States in India	WFMFDC 00060	15-Jul-11	40,000.00	33,634.07	-	33,634.07			6,365.93	18-Sep-13
Reg: Bridge Financing for Water Operators Partnerships (WOPS) Program Secretariat	WFMFDC 00061	19-Jul-11	50,000.00	41,462.69	-	41,462.69			8,537.31	23-Feb-12
Support to Evaluation of Sludge Treatment Technologies for Beijing Drainage Group in the People's Republic of China (PRC)	WFMFDC 00062	26-Jul-11	55,000.00	54,347.15	-	54,347.15			652.85	10-Oct-13

ASIAN DEVELOPMENT BANK
Statement of TA/Grant Expenditures and Direct Charges
Water Financing Partnership Facility
As of 30 June 2019
(Expressed in US Dollars)

TA/Grant/DC Title	TA/Grant/ DC No./ Type	Date of Approval	TA/Grant Direct Charge Amount ^{1/}	Project Expenditures/Direct Charges ^{2/}			Outstanding Commitments	Expected TA/Grant Completion Date	Completed TAs/Grants/DCs	
				Cumulative up to 31/12/18	Transactions 01/01-30/06/19	Cumulative up to 30/06/19			Unutilized Commitment (Savings)	Financial Completion Date
Pacific Water Conference and Expo 2011	WFMFDC 00063	3-Aug-11	50,356.15	47,144.87	-	47,144.87			3,211.28	31-Jan-12
Assessment of Evaluation of Cost-Effective Wastewater Treatment Technologies for Different Applications	WFMFDC 00064	26-Aug-11	130,000.00	104,974.80	-	104,974.80			25,025.20	16-Oct-13
3rd International Conference on Eco-Compensation/Payment for Environmental Services in the Lake, Wetland and Headwater Areas and Eco-Compensation Legislation	WFMFDC 00065	14-Sep-11	50,000.00	40,315.92	-	40,315.92			9,684.08	22-May-12
Sustainable Water Management for Food Security: An International Water Policy Dialogue on Advancing Water Reform in Agriculture with Focus on Indonesia	WFMFDC 00066	11-Oct-11	54,500.00	15,768.71	-	15,768.71			38,731.29	22-May-12
Capacity Building on Business Management for Viet Nam's Water Supply Companies	WFMFDC 00067	11-Oct-11	75,000.00	74,818.00	-	74,818.00			182.00	17-Jun-14
Support to WFPF Operationalization	WFMFDC 00068	21-Oct-11	18,000.00	12,384.29	-	12,384.29			5,615.71	18-Jun-13
2011 Water Links Forum	WFMFDC 00069	24-Oct-11	70,000.00	31,555.02	-	31,555.02			38,444.98	16-Jun-12
Production of Asian Water Development Outlook 2011	WFMFDC 00070	26-Oct-11	42,500.00	34,498.07	-	34,498.07			8,001.93	09-Sep-13
Facilitating ADB's Long-Term Involvement in Water Source Development for Metro Manila	WFMFDC 00071	4-Nov-11	31,000.00	28,101.68	-	28,101.68			2,898.32	08-Oct-13
Production of Videos for the 2nd Asia-Pacific Water Summit	WFMFDC 00072	9-Nov-11	40,740.00	35,069.30	-	35,069.30			5,670.70	17-Jun-13
Development of NRW Management Action Plan for Beijing Water Supply Group	WFMFDC 00073	19-Dec-11	55,000.00	48,810.32	-	48,810.32			6,189.68	10-Oct-13
Supporting Improved Flood and Water Resources Management	WFMFDC 00074	19-Dec-11	46,500.00	32,468.86	-	32,468.86			14,031.14	12-Sep-13
WOPs Asia: Continuing Twinning Partnership in Uzbekistan	WFMFDC00075	31-Jan-12	40,750.00	31,439.86	-	31,439.86			9,310.14	27-Mar-13

ASIAN DEVELOPMENT BANK
Statement of TA/Grant Expenditures and Direct Charges
Water Financing Partnership Facility
As of 30 June 2019
(Expressed in US Dollars)

TA/Grant/DC Title	TA/Grant/ DC No./ Type	Date of Approval	TA/Grant Direct Charge Amount ^{1/}	Project Expenditures/Direct Charges ^{2/}			Outstanding Commitments	Expected TA/Grant Completion Date	Completed TAs/Grants/DCs	
				Cumulative up to 31/12/18	Transactions 01/01-30/06/19	Cumulative up to 30/06/19			Unutilized Commitment (Savings)	Financial Completion Date
Advancement of Institutional Reform Actions Toward Holistic Water Resources Management at State Ans Selected River Basins in Karnataka	WFMFDC00076	2-Apr-12	150,000.00	102,288.75	-	102,288.75			47,711.25	31-Jul-14
Support for the Implementation of the National Water Mission by State Governments in India	WFMFDC00077	11-Apr-12	150,000.00	149,841.98	-	149,841.98			158.02	26-Jan-16
Assessing the Water Resource Development Potential of Cholistan Region	WFMFDC00078	23-Jul-12	150,000.00	113,480.39	-	113,480.39			36,519.61	20-Dec-13
Pacific Water Conference and Expo 2012	WFMFDC00079	6-Aug-12	75,000.00	60,288.81	-	60,288.81			14,711.19	28-Jun-13
Preparation of a Damage and Needs Assessment Report for Drought Affected Areas in Sri Lanka and Preparation of an Emergency Loan	WFMFDC00080	28-Aug-12	80,000.00	30,259.85	-	30,259.85			49,740.15	09-Sep-13
Support to WFPF Operationalization: Engagement of Facility Account Analyst	WFMFDC00081	11-Sep-12	18,000.00	13,988.74	-	13,988.74			4,011.26	13-Nov-13
Defining the Angat Tunnel Rehabilitation Works	WFMFDC00082	10-Nov-12	30,000.00	20,646.15	-	20,646.15			9,353.85	30-Sep-13
Selection and Cost-Effective Technology for Treatment of Sludge Produced by Drinking Water Treatment Plants of Ho Chi Minh City	WFMFDC00083	23-Nov-12	100,000.00	99,122.56	-	99,122.56			877.44	19-Dec-14
Assessing and Developing innovative Financing for the Philippine National Sewerage and Septage Management Program	WFMFDC00084	23-Nov-12	45,500.00	41,904.93	-	41,904.93			3,595.07	23-Apr-15
Supporting MWSS New Water Source Development for Metro Manila	WFMFDC00086	29-Nov-12	31,000.00	30,190.02	-	30,190.02			809.98	05-Jun-14
Mainstreaming Water Safety Plan in PPTA for Ulaanbaatar Urban Services and Ger Areas Development Investment Program	WFMFDC00087	29-Nov-12	30,000.00	21,447.03	-	21,447.03			8,552.97	26-Mar-15
Support to the Development of Community-Based Flood Forecasting and Early Warning System	WFMFDC00088	5-Dec-12	225,000.00	224,922.61	-	224,922.61			77.39	23-Apr-15

ASIAN DEVELOPMENT BANK
Statement of TA/Grant Expenditures and Direct Charges
Water Financing Partnership Facility
As of 30 June 2019
(Expressed in US Dollars)

TA/Grant/DC Title	TA/Grant/ DC No./ Type	Date of Approval	TA/Grant Direct Charge Amount ^{1/}	Project Expenditures/Direct Charges ^{2/}			Outstanding Commitments	Expected TA/Grant Completion Date	Completed TAs/Grants/DCs	
				Cumulative up to 31/12/18	Transactions 01/01-30/06/19	Cumulative up to 30/06/19			Unutilized Commitment (Savings)	Financial Completion Date
Water Awareness Educational Program	WFMFDC00089	19-Dec-12	30,000.00	26,651.71	-	26,651.71			3,348.29	19-Dec-13
Supporting the Preparation of Kamataka Integrated Sustainable Water Resources Management Investment Program	WFMFDC00090	18-Feb-13	225,000.00	224,999.53	-	224,999.53			0.47	22-Apr-15
Development of Non Revenue Water Management Action Plan for State Committee for Water Economy of Armenia	WFMFDC00091	18-Feb-13	220,000.00	164,195.29	-	164,195.29			55,804.71	24-Apr-15
Support Technical Assistance on Stormwater Retention Ponds Design for TA 7891-PRC: Yunnan Chuxiong Urban Environment Improvement Project	WFMFDC00092	18-Mar-13	55,000.00	40,870.57	-	40,870.57			14,129.43	26-Jan-16
Support to Climate Risk Assessment and Adaptation Planning for the MFF Loan for Climate Adaptation through Sub-Basin Development Investment Program	WFMFDC00093	4-Apr-13	30,000.00	11,515.60	-	11,515.60			18,484.40	23-Jul-15
Review of LWUA's Competitive Position: Support to Preparation of Water District Development Sector Project	WFMFDC00094	19-Apr-13	22,350.00	20,590.46	-	20,590.46			1,759.54	23-Apr-15
Non-Revenue Water Survey and Design for Guangdong Chaonan Water Resources Development and Protection Demonstration Project	WFMFDC00095	19-Apr-13	36,000.00	34,942.76	-	34,942.76			1,057.24	25-Nov-15
In-Country Workshops on Promoting Innovations in Wastewater Management	WFMFDC00096	15-May-13	220,400.00	137,849.20	-	137,849.20			82,550.80	23-Sep-15
Developing an Integrated Approach to Coastal Protection: Support to the Development of Urban Environment and Climate Change Adaptation Project	WFMFDC00098	29-May-13	100,000.00	68,177.14	-	68,177.14			31,822.86	23-Feb-16
Support to the Preparation of Darkhan Wastewater Management Improvement Project: Additional Financing for MON: Urban Development Sector Project	WFMFDC00100	17-Jul-13	200,000.00	190,753.30	-	190,753.30			9,246.70	16-Feb-16

ASIAN DEVELOPMENT BANK
Statement of TA/Grant Expenditures and Direct Charges
Water Financing Partnership Facility
As of 30 June 2019
(Expressed in US Dollars)

TA/Grant/DC Title	TA/Grant/ DC No./ Type ^{4/}	Date of Approval	TA/Grant Direct Charge Amount ^{1/}	Amount Received	Project Expenditures/Direct Charges ^{2/}			Outstanding Commitments	Expected TA/Grant Completion Date	Completed TAs/Grants/DCs	
					Cumulative up to 31/12/18	Transactions 01/01-30/06/19	Cumulative up to 30/06/19			Unutilized Commitment (Savings)	Financial Completion Date
Pacific Water Conference and Expo 2013	WFMFDC00101	10-Sep-13	70,000.00		70,000.00	-	70,000.00			-	17-Mar-15
Support to WFPF Operationalization: Engagement of Facility Account Analyst	WFMFDC00102	17-Sep-13	19,200.00		15,308.61	-	15,308.61			3,891.39	19-Nov-14
Project Implementation Support: Improving Performance of Water Supply and Sanitation Projects in Kyrgyz Republic	WFMFDC00103	23-Sep-13	145,000.00		70,322.53	-	70,322.53			74,677.47	23-Jan-15
Supporting Sanitation and Waste water Management Pipeline Management Expert System (WAMEX) Development Through: Intensive Training on Wastewater	WFMFDC00104	5-Nov-13	59,850.00		40,731.96	-	40,731.96			19,118.04	02-Jul-14
Development of Public-Private Funding Mechanism for Chishui Watershed Protection	WFMFDC00105	28-Nov-13	200,000.00		181,928.29	-	181,928.29			18,071.71	18-Sep-15
Pre-Implementation Support to Ulaanbaatar Urban Services and Ger Areas Development Investment Program	WFMFDC00106	12-Dec-13	75,000.00		62,438.17	-	62,438.17			12,561.83	16-Feb-16
Project Implementation Support: Establishment and Operationalization of Kolkata's Municipal Council Financial Management Unit	WFMFDC00107	20-Jan-14	200,000.00		138,655.80	-	138,655.80			61,344.20	12-Apr-16
Assisting PSOD in Conducting Technical, Market, and Valuation Due Diligence for the Proposed Equity Investment in Driptech for Affordable Drip Irrigation	WFMFDC00108	24-Feb-14	80,000.00		69,439.87	-	69,439.87			10,560.13	26-Jan-16
Improving the Social Dimension of Flood Risk Management	WFMFDC00109	4-Mar-14	120,000.00		69,324.05	-	69,324.05			50,675.95	25-Jan-16
Support to WFPF Operationalization: Engagement of Facility Account Analyst	WFMFDC00110	5-Sep-14	20,100.00		15,131.32	-	15,131.32			4,968.68	05-Nov-15
WFPF External Evaluation: Engagement of International Evaluation Consultant	WFMFDC00111	25-Nov-14	75,000.00		55,875.00	-	55,875.00			19,125.00	05-Nov-15
Support to the Twinning Program under the Azerbaijan Water Supply and Sanitation Investment Program	WFMFDC00112	24-Jul-15	150,000.00		150,000.00	-	150,000.00			-	April-17
Preparing Results-Based Lending to Support India's National Swachh Bharat (Clean India) Mission for Urban Areas	WFMFDC00113	3-Sep-15	225,000.00		46,026.22	-	46,026.22			178,973.78	April-17

ASIAN DEVELOPMENT BANK
Statement of TA/Grant Expenditures and Direct Charges
Water Financing Partnership Facility
As of 30 June 2019
(Expressed in US Dollars)

TA/Grant/DC Title	TA/Grant/ DC No./ Type	Date of Approval	TA/Grant Direct Charge Amount ^{1/}	Project Expenditures/Direct Charges ^{2/}			Outstanding Commitments	Expected TA/Grant Completion Date	Completed TAs/Grants/DCs	
				Cumulative up to 31/12/18	Transactions 01/01-30/06/19	Cumulative up to 30/06/19			Unutilized Commitment (Savings)	Financial Completion Date
Support to WFPF Operationalization: Engagement of Facility Account Analyst	WFMFDC00114	10-Sep-15	20,700.00	14,001.90	-	14,001.90			6,698.10	04-Nov-16
Support for Developing Design-Build-Operate Contract for Desalination Plant: Additional Financing for Jaffna Kilinochchi Water Supply and Sanitation Project	WFMFDC00115	29-Dec-15	225,000.00	159,855.93	6,359.04	166,214.97	58,785.03			
WFPF Program Quality Support Window: Support to WFPF Operationalization- Engagement of Facility Account Analyst	WFMFDC00116	25-Aug-16	21,312.00	13,019.24	-	13,019.24			8,292.76	15-Dec-17
Bridge Financing for Water Operators Partnerships(WOPs) Program	WFMFDC00117	10-Oct-16	225,000.00	195,050.93	-	195,050.93			29,949.07	19-Mar-18
Support to Preparation for Additional Financing for Trimmu and Barrage Improvement Project	WFMFDC00118	16-Mar-18	100,000.00	85,990.97	-	85,990.97			14,009.03	25-Jan-19
Support to Preparation of Priority River Basins Flood Risk Management Project	WFMFDC00119	10-Jul-18	225,000.00	110,583.73	62,406.12	172,989.85	52,010.15			
Water Resources Strategy Development Support for the Government of Uzbekistan	WFMFDC00120	12-Apr-19	75,000.00	-	-	-	75,000.00			
Support to Project Preparation: Kedah Water Supply Improvement Project	WFMFDC00121	12-Apr-19	150,000.00	-	-	-	150,000.00			
Sub Total			9,232,421.98	6,820,481.50	68,765.16	6,889,246.66	335,795.18		2,007,380.14	
TOTAL APPROVED and EFFECTIVE PROJECTS			55,983,921.98	52,652,807.04 ^{3/}	46,067,607.99	368,452.72	46,436,060.71	3,440,934.68	6,106,926.59	

Contributions received:

Government of Australia	AUD26,000,000	\$ 24,920,000.00
Government of Austria	USD 5,000,000	5,000,000.00
Government of Austria	EUR 2,600,000	3,467,709.28
Government of Norway	NOK 24,522,329.64	4,562,463.67 ^{5/}
Government of Spain	USD 9,500,000	9,500,000.00
Government of Switzerland	CHF 4,800,000	5,202,634.09
		<u>\$ 52,652,807.04</u> ^{3/}

^{1/} US\$ equivalent of TA/ Grant/Direct Charges at time of TA approval.

^{2/} Actual disbursements.

^{3/} Represents actual US\$ equivalent of contributions received.

^{4/} TA/DC Types: PP = Project Preparatory; AO = Advisory; PA = Policy and Advisory; CD = Capacity Development; REG = Regional; WFMFDC = Water Financing Multidonor Fund Direct Charge

^{5/} Net of returned to donor amounting to \$1,019,139.38.

Appendix 7

Status of Grant Report – Netherlands Trust Fund

ASIAN DEVELOPMENT BANK
ADMINISTRATOR FOR
GOVERNMENT OF NETHERLANDS
WATER FINANCING PARTNERSHIP FACILITY
CHANNEL FINANCING AGREEMENT

STATUS OF GRANT
as of 30 June 2019
(Expressed in US Dollars)

TOTAL CONTRIBUTION COMMITTED		44,248,262.93
Contribution received	35,337,262.93 ^{a/}	
Contribution receivable	<u>8,911,000.00</u> ^{b/}	
Interest income - cash in bank	270,704.43	
Interest income - investments	113,789.68	
Gain (loss) on foreign exchange transactions	<u>(16,101.89)</u>	<u>368,392.22</u>
TOTAL AMOUNT AVAILABLE		44,616,655.15
Amounts utilized for:		
Project expenditures (Statement 2)		
Grant component of investment (GCI)	(1,997,731.71)	
Technical assistance linked to loan (TALL)	(60,000.00)	
Technical assistance (TA)	(22,950,883.08)	
Direct charges	(3,475,109.32)	
ADB service fees	(1,190,498.91) ^{d/}	
Salaries and benefits	(184,766.34)	
Financial expenses	<u>(4,619.09)</u>	<u>(29,863,608.45)</u>
UNUTILIZED BALANCE		14,753,046.70 ^{c/}
Outstanding commitments	(4,782,573.45)	
Reserve for ADB service fees	(239,128.67) ^{d/}	
Undisbursed direct charges	<u>(333,127.71)</u>	<u>(5,354,829.83)</u>
UNCOMMITTED BALANCE		<u><u>9,398,216.87</u></u>

^{a/} Represents the actual US\$ equivalent of contribution committed.

^{b/} Contribution receivable includes US\$ 1,411,000 amount of promissory notes received from the Government of Netherlands.

^{c/} Represented by:

Cash in bank		5,831,781.50
Contribution receivable		8,911,000.00 ^{b/}
Advances		33,919.66
Interfund payable		<u>(23,654.46)</u>
		<u><u>14,753,046.70</u></u>

^{d/} Represents 5% and 2% of project expenditures/outstanding commitments.

ASIAN DEVELOPMENT BANK
Statement of TA/Grant Expenditures and Direct charges
Water Financing Partnership Facility - Netherlands
As of 30 June 2019

(Expressed in US Dollars)

TA/Grant/DC Title	TA/Grant/ DC No./ Type ^{4/}	Date of Approval	TA/Grant Direct Charge Amount ^{1/}	Project Expenditures/Direct Charges ^{2/}			Outstanding Commitments	Expected TA/Grant Completion Date	Completed TAs/Grants/DCs		
				Cumulative up to 31/12/2018	Transactions 1/01-30/06/19	Cumulative up to 30/06/19			Unutilized Commitment (Savings)	Financial Completion Date	
			(A)	(B)	(C)	(D)	(E) = (C) + (D)	(F) = (A) - (E)	(G)	(H) = (A) - (E)	(I)
APPROVED and EFFECTIVE PROJECTS											
Grant Component of Investment (GCI):											
Sri Lanka											
Dry Zone Urban Water and Sanitation Project	0130/SRI	28-Nov-08	2,000,000.00		1,757,877.26	-	1,757,877.26			242,122.74	23-Aug-17
Viet Nam											
Thanh Hoa City Comprehensive Socioeconomic Development Project	0147/VIE	5-Mar-09	800,000.00		239,854.45	-	239,854.45			560,145.55	6-Sep-12
Water Efficiency Improvement in Drought-Affected Provinces Project	0630/VIE	26-Nov-18	750,000.00		-	-	-	750,000.00	30-Jun-26		
Sub Total			3,550,000.00		1,997,731.71	-	1,997,731.71	750,000.00		802,268.29	
Technical Assistance Linked to Loan (TALL):											
China, People's Republic of											
Strengthening Flood Management Sustainability in Hunan Province	4813/AO	29-Jun-06	60,000.00		60,000.00	-	60,000.00			-	9-Oct-13
Sub Total			60,000.00		60,000.00	-	60,000.00	-		-	
Technical Assistance (TA):											
Afghanistan											
Supporting Natural Resources Operations	7994/CD	14-Dec-11	2,175,000.00		1,583,302.85	-	1,583,302.85			591,697.15	9-Jul-18
Bangladesh											
Coastal Towns Infrastructure Improvement Project	8128/PP	06-Aug-12	500,000.00		426,863.82	-	426,863.82			73,136.18	31-Oct-14
Irrigation Management Improvement Investment Program	8154/PP	06-Sep-12	275,000.00		249,593.73	-	249,593.73			25,406.27	30-Mar-15
Establishing a Regulatory Framework for Urban Water Supply and Sanitation	8320/PA	28-Jan-13	250,000.00		250,000.00	-	250,000.00			-	31-Dec-15
City Region Development Project II	9283/PP	15-Dec-16	212,500.00		209,965.53	-	209,965.53			2,534.47	30-Sep-18
China, People's Republic of											
Implementing the National Flood Management Strategy	7049/AO	20-Dec-07	300,000.00		300,000.00	-	300,000.00			-	31-Oct-11
Indonesia											
Improving Water Planning, Management and Development	8432/PA	09-Aug-13	1,500,000.00		1,227,545.59	-	1,227,545.59			272,454.41	22-Dec-15

ASIAN DEVELOPMENT BANK
Statement of TA/Grant Expenditures and Direct charges
Water Financing Partnership Facility - Netherlands
As of 30 June 2019

(Expressed in US Dollars)

TA/Grant/DC Title	TA/Grant/ DC No./ Type ^{4/}	Date of Approval	TA/Grant Direct Charge Amount ^{1/}	Project Expenditures/Direct Charges ^{2/}			Outstanding Commitments	Expected TA/Grant Completion Date	Completed TAs/Grants/DCs	
				Cumulative up to 31/12/2018	Transactions 1/01-30/06/19	Cumulative up to 30/06/19			Unutilized Commitment (Savings)	Financial Completion Date
Lao										
Sustainable Rural Infrastructure and Watershed Management Sector Project	9323/PP	31-May-17	300,000.00	-	-	-	300,000.00	31-Dec-20		
Myanmar										
Third Greater Mekong Subregion Corridor Town Development	8758/PP	17-Nov-14	475,000.00	475,000.00	-	475,000.00			-	03-Sep-18
Nepal										
Improved Water Quality, Sanitation, and Service Delivery in Emerging Towns Sector Development Program	4972/PP	28-Sep-07	120,000.00	119,707.05	-	119,707.05			292.95	31-Jan-10
Secondary Towns Integrated Urban Environmental Improvement Project	7182/PP	2-Dec-08	146,000.00	146,000.00	-	146,000.00				31-Aug-11
Viet Nam										
HUE Water Supply Project	7089/PP	13-Jun-08	1,500,000.00	1,489,758.72	-	1,489,758.72			10,241.28	28-Dec-11
Hai Phong Water Supply Project	7151/PP	20-Oct-08	1,000,000.00	988,272.40	-	988,272.40			11,727.60	15-Oct-12
Capacity Building for River Basin Water Resources Planning	7629/CD	28-Oct-10	200,000.00	-	-	-			200,000.00	31-Jul-14
Improving Operational Performance of the Water Supply Project	8357/CD	24-Apr-13	1,420,000.00	1,262,328.27	20,793.84	1,283,122.11			136,877.89	31-Mar-19
Secondary Cities Development Program (Green Cities)	8671/PP	27-Jun-14	300,000.00	294,220.01	2,621.42	296,841.43			3,158.57	28-Feb-19
Water Efficiency Improvement in Drought Affected Provinces	9147/PP	1-Aug-16	250,000.00	237,483.30	-	237,483.30			12,516.70	4-Apr-18
Regional										
Mekong Water Supply and Sanitation Project	6484/REG	8-Sep-08	300,000.00	300,000.00	-	300,000.00			-	17-Nov-10
Knowledge and Innovation Support for ADB's Water Financing Program	6498/REG	3-Nov-08	17,100,000.00	12,766,564.28	600,862.27	13,367,426.55	3,732,573.45	31-Dec-20		
Sub Total			28,323,500.00	22,326,605.55	624,277.53	22,950,883.08	4,032,573.45		1,340,043.47	
Total (GCI, TALL and TA)			31,933,500.00	24,384,337.26	624,277.53	25,008,614.79	4,782,573.45		2,142,311.76	

ASIAN DEVELOPMENT BANK
Statement of TA/Grant Expenditures and Direct charges
Water Financing Partnership Facility - Netherlands
As of 30 June 2019

(Expressed in US Dollars)

TA/Grant/DC Title	TA/Grant/ DC No./ Type ^{4/}	Date of Approval	TA/Grant Direct Charge Amount ^{1/}	Amount Received	Project Expenditures/Direct Charges ^{2/}			Outstanding Commitments	Expected TA/Grant Completion Date	Completed TAs/Grants/DCs	
					Cumulative up to 31/12/2018	Transactions 1/01-30/06/19	Cumulative up to 30/06/19			Unutilized Commitment (Savings)	Financial Completion Date
Direct Charge (DC):											
Increasing Awareness and Support for Rural Water Supply through Production of Video on South Asia Rural Water Supply and Sanitation Experience	WFSFDC 00001	24-Mar-08	85,000.00		84,947.28	-	84,947.28			52.72	23-Mar-09
Sector Review and Assessment of Improved Water and Sanitation Service Provision in Urban Areas	WFSFDC 00002	3-Apr-08	200,000.00		199,207.86	-	199,207.86			792.14	31-Aug-09
Training- Workshop on "New Concepts in Integrated Management of Urban Water Cycle"	WFSFDC 00003	30-Apr-08	77,687.00		53,367.20	-	53,367.20			24,319.80	27-Apr-09
Pilot and Demonstration Activity: Demonstrating Application of Vetiver System for Slope Stabilization and Erosion Control in Citarum Riparian Communities	WFSFDC 00004	16-Apr-08	50,000.00		44,006.95	-	44,006.95			5,993.05	29-Oct-10
Pilot and Demonstration Activity: Learning from Agriculture- Developing and Demonstrating Sustainable Wetlands Planning and Management in Jiangsu Yancheng Wetlands	WFSFDC 00005	26-Feb-08	50,000.00		49,992.86	-	49,992.86			7.14	29-Oct-10
Developing Sustainable Water Monitoring and Ecological Payment System	WFSFDC 00006	13-May-08	200,000.00		175,063.83	-	175,063.83			24,936.17	28-Jun-10
O&M Study of Small Scale Water Resources Project	WFSFDC 00007	13-May-08	61,000.00		51,811.71	-	51,811.71			9,188.29	21-May-09
Developing a Plan for Corporatizing Provincial Nam Papas in LAO PDR	WFSFDC 00009	9-Jun-08	95,600.00		66,986.85	-	66,986.85			28,613.15	20-May-09
Catalyzing Performance Benchmarking of River Basin Organizations in Indonesia	WFSFDC 00010	16-Jun-08	59,454.69		59,454.69	-	59,454.69			0.00	17-Jun-09
Support for Start-up of North Sindh Urban Services Corporation Operations	WFSFDC 00011	16-Dec-08	134,000.00		90,637.18	-	90,637.18			43,362.82	22-Jun-10

ASIAN DEVELOPMENT BANK
Statement of TA/Grant Expenditures and Direct charges
Water Financing Partnership Facility - Netherlands
As of 30 June 2019

(Expressed in US Dollars)

TA/Grant/DC Title	TA/Grant/ DC No./ Type ^{4/}	Date of Approval	TA/Grant Direct Charge Amount ^{1/}	Project Expenditures/Direct Charges ^{2/}			Outstanding Commitments	Expected TA/Grant Completion Date	Completed TAs/Grants/DCs	
				Cumulative up to 31/12/2018	Transactions 1/01-30/06/19	Cumulative up to 30/06/19			Unutilized Commitment (Savings)	Financial Completion Date
Quinghai Pasture Conservation Using Solar Photovoltaic (PV) - Driven Irrigation	WFSFDC 00012	6-Jan-09	85,500.00	72,692.62	-	72,692.62			12,807.38	7-Jun-11
Support to WFPF Operationalization: Engagement of Facility Account Analyst	WFSFDC 00013	28-Jul-09	17,400.00	15,907.67	-	15,907.67			1,492.33	18-Nov-10
Water Expert Pool: Engagement of International Rural Water Supply and Sanitation Specialist to Support Portfolio Development in Viet Nam	WFSFDC 00014	14-Sep-09	110,000.00	96,994.74	-	96,994.74			13,005.26	20-Sep-10
Formulation of Output-Based Aid (OBA) Mechanism under the Second Small Towns Water Supply and Sanitation Sector Project	WFSFDC 00015	23-Feb-10	75,000.00	62,572.15	-	62,572.15			12,427.85	23-Jun-11
Preparation of Private Sector Development Framework to Da Nang and Ho Chi Minh	WFSFDC 00016	01-Mar-11	50,000.00	49,894.08	-	49,894.08			105.92	3-Nov-11
Strengthening Integrated River Basin Management in Viet Nam	WFSFDC 00017	12-Sep-11	150,000.00	138,640.02	-	138,640.02			11,359.98	27-Dec-13
Developing Small Town Sanitation Strategies in Hue Province	WFSFDC 00018	06-Oct-11	50,000.00	47,283.82	-	47,283.82			2,716.18	8-Sep-12
Review of the Impact of the Viet Nam Government's Waiver of the Irrigation Service	WFSFDC 00019	23-Mar-12	150,000.00	130,910.81	-	130,910.81			19,089.19	24-Feb-14
Support to the Government in Formulating Reservoir Operating Rules for Priority River Systems in Viet Nam	WFSFDC 00020	17-Sep-12	100,000.00	52,160.40	-	52,160.40			47,839.60	27-Nov-13
Support to Preparation of Additional Financing for the Southwest Area Integrated Water Resources Planning and Management Project	WFSFDC 00021	21-Feb-14	225,000.00	224,456.46	-	224,456.46			543.54	7-Nov-16

ASIAN DEVELOPMENT BANK
Statement of TA/Grant Expenditures and Direct charges
Water Financing Partnership Facility - Netherlands
As of 30 June 2019

(Expressed in US Dollars)

TA/Grant/DC Title	TA/Grant/ DC No./ Type ^{4/}	Date of Approval	TA/Grant Direct Charge Amount ^{1/}	Amount Received	Project Expenditures/Direct Charges ^{2/}			Outstanding Commitments	Expected TA/Grant Completion Date	Completed TAs/Grants/DCs	
					Cumulative up to 31/12/2018	Transactions 1/01-30/06/19	Cumulative up to 30/06/19			Unutilized Commitment (Savings)	Financial Completion Date
Support to Metropolitan Sanitation Management Investment Project: Audit and Design Review Advice for Jambi and Pekanbaru Detailed Engineering Designs	WFSFDC 00022	13-Oct-14	225,000.00		206,136.14	-	206,136.14			18,863.86	18-Apr-17
WFPF External Evaluation: Engagement of National Evaluation Assistant	WFSFDC 00023	25-Nov-14	25,000.00		12,023.25	-	12,023.25			12,976.75	16-Feb-16
Support to the Preparation of Basin and Rural Water Investments	WFSFDC 00024	21-Jan-15	225,000.00		208,059.07	-	208,059.07			16,940.93	17-Aug-18
Implementing Start-Up Support for PPP under the Irrigation Management Improvement Project	WFSFDC 00025	26-Jan-15	125,000.00		117,684.74	-	117,684.74			7,315.26	9-Jul-18
Engagement in Policy Dialogue for Improved Irrigation and Drainage Support	WFSFDC 00026	08-Jul-15	225,000.00		179,444.95	-	179,444.95			45,555.05	19-Mar-18
Support to Preparation of Improved Food Security and Irrigation Management Results-Based Lending	WFSFDC 00027	30-Jul-15	182,000.00		181,322.29	-	181,322.29			677.71	29-May-18
Emergency Support for Chin State Livelihoods Restoration	WFSFDC 00028	01-Oct-15	225,000.00		218,746.76	-	218,746.76			6,253.24	21-Jul-17
Technical Support for Advanced Project Processing of Dhaka Water Supply Network Improvement Project	WFSFDC 00029	19-Oct-15	225,000.00		172,209.06	-	172,209.06			52,790.94	24-Sep-18
Support to Preparation of Irrigation Management Improvement Project II: Social Analysis of Water Management in the Ganges Kobadak and Teesta Barrange Irrigation Schemes	WFSFDC 00030	17-Dec-15	225,000.00		202,450.58	-	202,450.58			22,549.42	22-Jun-18
Expert Technical Guidance for Detailed Engineering Design for Irrigation Modernization under the Water Efficiency Improvement in Drought Affected Provinces Project	WFSFDC 00031	05-Jul-17	100,000.00		3,504.00	-	3,504.00	96,496.00			

ASIAN DEVELOPMENT BANK
Statement of TA/Grant Expenditures and Direct charges
Water Financing Partnership Facility - Netherlands
As of 30 June 2019

(Expressed in US Dollars)

TA/Grant/DC Title	TA/Grant/ DC No./ Type ^{4/}	Date of Approval	TA/Grant Direct Charge Amount ^{1/}	Amount Received	Project Expenditures/Direct Charges ^{2/}			Outstanding Commitments	Expected TA/Grant Completion Date	Completed TAs/Grants/DCs	
					Cumulative up to 31/12/2018	Transactions 1/01-30/06/19	Cumulative up to 30/06/19			Unutilized Commitment (Savings)	Financial Completion Date
Support to WFPF Operationalization: Engagement of Facility Account Analyst	WFSFDC 00032	21-Aug-17	20,078.76		12,045.15	2,912.19	14,957.34			5,121.42	25-Feb-19
Introduction of LIDAR Surveys for Irrigation O&M: Support to Implementation of Integrated Participatory Development and Management of Irrigation Program RBL	WFSFDC 00033	29-Aug-17	105,000.00		79,213.88	23,999.79	103,213.67			1,786.33	2-May-19
Support to Implementation of LN3477: Irrigated Agriculture Inclusive Development Project	WFSFDC 00034	28-Nov-18	100,000.00		-	88,368.29	88,368.29	11,631.71			
Developing New Nonsovereign Financing Instruments and Improving Creditworthiness of Water Utilities	WFSFDC 00035	22-Feb-19	225,000.00		-	-	-	225,000.00			
Total DC			4,257,720.45		3,359,829.05	115,280.27	3,475,109.32	333,127.71		449,483.42	
TOTAL APPROVED and EFFECTIVE PROJECTS			36,191,220.45	35,337,262.93 ^{3/}	27,744,166.31	739,557.80	28,483,724.11	5,115,701.16		2,591,795.18	

^{1/} US\$ equivalent of TA, Grant and Direct Charges at time of approval.

^{2/} Actual disbursements.

^{3/} Represents actual US\$ equivalent of contributions received.

^{4/} TA Types: PP = Project Preparatory; AO = Advisory; REG = Regional; CD = Capacity and Development; WFSDC = Water Facility Single-donor Direct Charge

Appendix 8

Status of Grant Report – Sanitation Financing Partnership Trust Fund

ASIAN DEVELOPMENT BANK
ADMINISTRATOR FOR
SANITATION FINANCING PARTNERSHIP TRUST FUND
BILL & MELINDA GATES FOUNDATION
CHANNEL FINANCING AGREEMENT

STATUS OF GRANT
As of 30 June 2019
(Expressed in US Dollars)

TOTAL CONTRIBUTION COMMITTED AND RECEIVED		15,000,000.00
Interest income - investments	367,210.51	
Gain (loss) on foreign exchange transactions	<u>(2,594.16)</u>	<u>364,616.35</u>
TOTAL CONTRIBUTION AVAILABLE		15,364,616.35
Amounts utilized for:		
Project expenditures (Statement 2)		
Technical assistance (TA)	(2,357,168.14)	
Technical Assistance Linked to Loan (TALL)	(760,239.65)	
Grants	(2,805,206.30)	
Direct charges	(844,221.91)	
ADB service fees	(296,130.72) ^{b/}	
Financial expenses	<u>(760.00)</u>	<u>(7,063,726.72)</u>
UNUTILIZED BALANCE		8,300,889.63 ^{a/}
Outstanding commitments	(6,190,400.93)	
Reserve for ADB service fees	(309,520.05) ^{b/}	
Undisbursed direct charges	<u>(100,000.00)</u>	<u>(6,599,920.98)</u>
UNCOMMITTED BALANCE		<u><u>1,700,968.65</u></u>

^{a/} Represented by:

Cash in bank	2,386,214.28
Investments	5,136,915.65
Accrued interest	702.05
Advances	806,927.25
Interfund receivable	778.00
Interfund payable	<u>(30,647.60)</u>
	<u><u>8,300,889.63</u></u>

^{b/} Represents five percent (5%) of project expenditures/outstanding commitments.

Note: Contribution in the amount of \$1,000,000.00 is reported separately as funds will be used to cover the salary and related costs of a sanitation expert.

ASIAN DEVELOPMENT BANK
Statement of TA / Grant Expenditures - Sanitation Financing Partnership Trust Fund
As of 30 June 2019

(Expressed in US dollars)

TA / Grant Title	TA/Grant/DC No./Type ^{4/}	Date of Approval	TA/Grant/DC Amount ^{1/}	Amount Received	Project Expenditures ^{2/}			Outstanding Commitments	Expected TA/Grant Completion Date	Completed TA/Grant/DC	
					Cumulative up to 31/12/18	Transactions 01/01-30/06/19	Cumulative up to 30/06/19			Unutilized Commitment (Savings)	Financial Completion Date
			(A)	(B)	(C)	(D)	(E) = (C) + (D)	(F) = (A) - (E)	(G)	(H) = (A) - (E)	(I)
APPROVED and EFFECTIVE PROJECTS											
Technical Assistance (TA):											
Regional											
Knowledge and Innovation Support for ADB's Water Financing Program	6498/RETA	3-Nov-08	2,000,000.00		1,317,016.14	199,136.98	1,516,153.12	483,846.88	31-Dec-20		
South Asia Urban Knowledge Hub	8568/CD	13-Dec-13	500,000.00		373,909.38	-	373,909.38			126,090.62	30-Sep-18
Southeast Asia Urban Services Facility	9554/PP	27-Jul-18	1,000,000.00		-	-	-	1,000,000.00	31-Mar-22		
Bangladesh											
Third Urban Governance & Infrastructure Improvement Sector Project	8339/PP	15-Mar-13	560,000.00		467,105.64	-	467,105.64			92,894.36	31-Aug-16
Papua New Guinea											
Support for Water and Sanitation on Sector Management	9298/CD	6-Feb-17	100,000.00		-	-	-	100,000.00	10-Jul-20		
PRC											
Supporting Project Preparation	9437/PP	5-Dec-17	500,000.00		-	-	-	500,000.00	31-Dec-20		
Sub Total			4,660,000.00		2,158,031.16	199,136.98	2,357,168.14	2,083,846.88		218,984.98	
Technical Assistance Linked to Loan (TALL):											
Indonesia											
Capacity Development Support: Preparation of Septage Management Plan for the City of Jambi	8666/CD	13-Jun-14	272,000.00		123,207.00	18,233.98	141,440.98	130,559.02	17-Jun-19		
Mongolia											
Management and Reuse of Sewage Sludge On Site Sanitation Facilities Decentralized Waste	9100/CD	22-Apr-16	1,000,000.00		402,743.03	216,055.64	618,798.67	381,201.33	31-Oct-19		
Sub Total			1,272,000.00	-	525,950.03	234,289.62	760,239.65	511,760.35		-	
Grants:											
Bangladesh											
Coastal Towns Environmental Infrastructure Project	0395/BAN	27-Jun-14	1,600,000.00		635,102.96	235,513.53	870,616.49	729,383.51	31-Dec-20		
Cambodia											
Second Rural Water Supply and Sanitation Sector	0497/CAM	22-Sep-16	1,500,000.00		260,149.04	263,545.59	523,694.63	976,305.37	31-Dec-19		
India											
Rajasthan Urban Sector Development Program	0413/IND	24-Oct-14	2,000,000.00		341,525.59	631,375.68	972,901.27	1,027,098.73	30-Jun-20		

ASIAN DEVELOPMENT BANK
Statement of TA / Grant Expenditures - Sanitation Financing Partnership Trust Fund
As of 30 June 2019

(Expressed in US dollars)

TA / Grant Title	TA/Grant/DC No./Type ^{4/}	Date of Approval	TA/Grant/DC Amount ^{1/}	Amount Received	Project Expenditures ^{2/}			Outstanding Commitments	Expected TA/Grant Completion Date	Completed TA/Grant/DC	
					Cumulative up to 31/12/18	Transactions 01/01-30/06/19	Cumulative up to 30/06/19			Unutilized Commitment (Savings)	Financial Completion Date
			(A)	(B)	(C)	(D)	(E) = (C) + (D)	(F) = (A) - (E)	(G)	(H) = (A) - (E)	(I)
Nepal											
Third Small Towns Water Supply and Sanitation Project	0405/NEP	19-Sep-14	1,300,000.00		219,106.17	218,887.74	437,993.91	862,006.09	30-Jun-20		
Sub Total			6,400,000.00	-	1,455,883.76	1,349,322.54	2,805,206.30	3,594,793.70			-
Direct Charge (DC):											
Establishment of Sanitation Technical Team for the Sanitation Financing Partnership Trust Fund	WFSFTDC00001	05-Dec-13	189,800.00		52,372.53	-	52,372.53			137,427.47	14-Apr-15
Support to preparation of Innovative Business Plans for 4 National Centers under the Proposed South Asia Urban Knowledge Hub	WFSFTDC00002	19-Dec-13	101,500.00		79,750.75	-	79,750.75			21,749.25	26-Jan-16
3rd Asian Sanitation Dialogue	WFSFTDC00003	22-Apr-14	89,700.00		69,754.86	-	69,754.86			19,945.14	08-Apr-15
Development of Sanitation Code for the City of Manila	WFSFTDC00004	20-Jan-15	46,200.00		12,288.86	-	12,288.86			33,911.14	26-Jun-18
Development of Sanitation Code for Makassar	WFSFTDC00005	20-Jan-15	47,000.00		42,172.61	-	42,172.61			4,827.39	17-Aug-18
MON: Improving On-site Sanitation in Mongolia: Support to Preparation of Mon: Managing Soil Pollution on On-site Sanitation in Ulaanbaatar's Gear Areas	WFSFTDC00006	18-Dec-15	224,510.00		138,854.35	-	138,854.35			85,655.65	25-May-17
Market Assessment for PPP Opportunities in Fecal Sludge Management through Innovative Carbon Storage and Advanced Technologies in the People's Republic of China	WFSFTDC00007	14-Aug-17	225,000.00		200,630.72	-	200,630.72			24,369.28	15-Aug-18
Support to the Preparation of Second Additional Financing for MON 42184-027	WFSFTDC00008	31-Oct-17	225,000.00		174,029.42	-	174,029.42			50,970.58	04-Feb-19
Political Economy and Design of Pilot for Fecal Sludge Management in Papua New Guinea	WFSFTDC00009	27-Dec-17	225,000.00		65,190.31	9,177.50	74,367.81			150,632.19	15-Apr-19
Fecal Sludge Management (FSM) needs analysis in three Vietnamese Secondary Cities under the Proposed Secondary Cities Environment Improvement Project	WFSFTDC00010	12-Apr-19	100,000.00		-	-	-	100,000.00			
Sub Total			1,473,710.00	-	835,044.41	9,177.50	844,221.91	100,000.00		529,488.09	
TOTAL APPROVED AND EFFECTIVE PROJECTS			13,805,710.00	USD 15,000,000.00^{3/}	4,974,909.36	1,791,926.64	6,766,836.00	6,290,400.93		748,473.07	
GRAND TOTAL			13,805,710.00								

^{1/} US\$ equivalent of TA/Grant and Direct Charges at the time of approval.

^{2/} Actual disbursements.

^{3/} Represents actual US\$ equivalent of contributions received.

^{4/} TA Type: RETA - Regional TA; CD - Capacity Development; PP - Project Preparatory

ASIAN DEVELOPMENT BANK
ADMINISTRATOR FOR
CONTRIBUTION FOR EXPERTS - WATER FINANCING PARTNERSHIP FACILITY
BILL & MELINDA GATES FOUNDATION

STATUS OF GRANT
As of 30 June 2019
(Expressed in US Dollars)

TOTAL CONTRIBUTION COMMITTED		1,000,000.00
Contribution received	800,000.00	
Contribution receivable	200,000.00	
Interest income - investments		8,598.90
TOTAL CONTRIBUTION AVAILABLE		1,008,598.90

^{a/} Represented by:

Cash in bank	271,737.75
Investments	536,787.79
Accrued interest	73.36
Contribution receivable	200,000.00
	1,008,598.90