



December 2017

Quarterly Portfolio Update as of 30 September 2017

This document is being disclosed to the public in accordance with ADB's Public Communications Policy 2011.

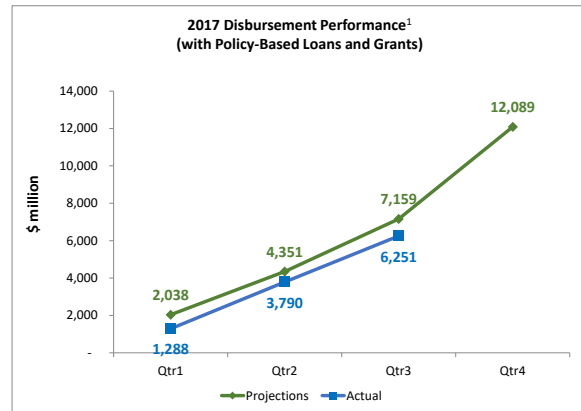
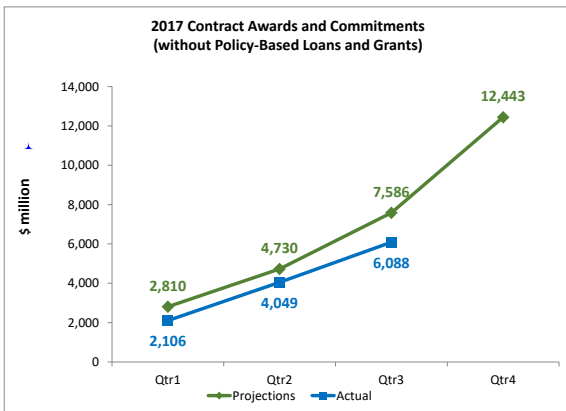
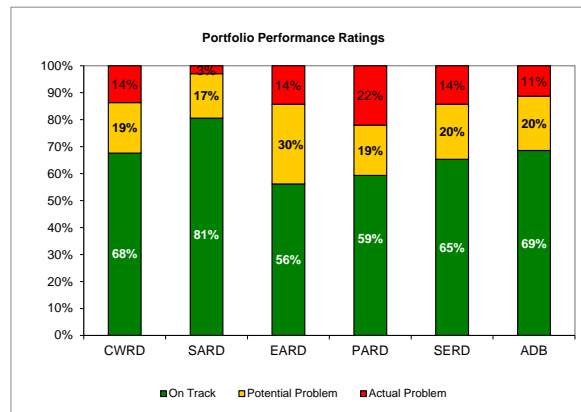
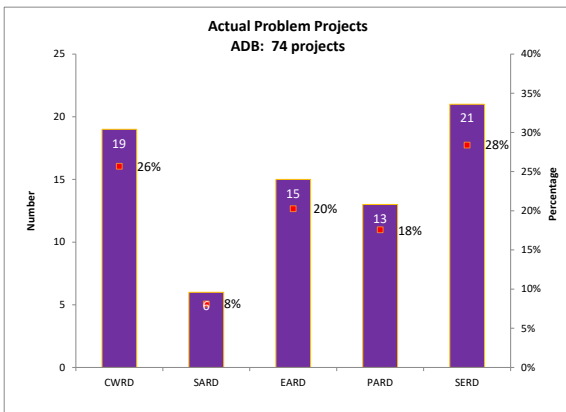
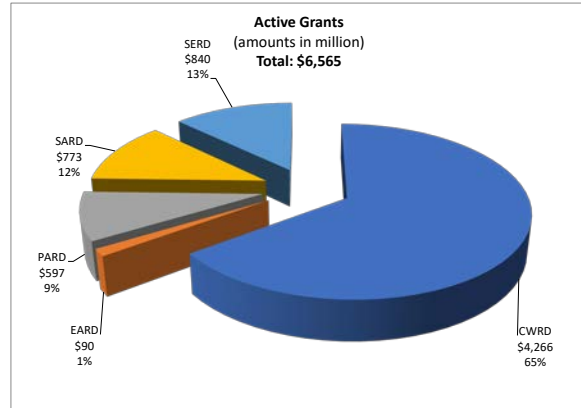
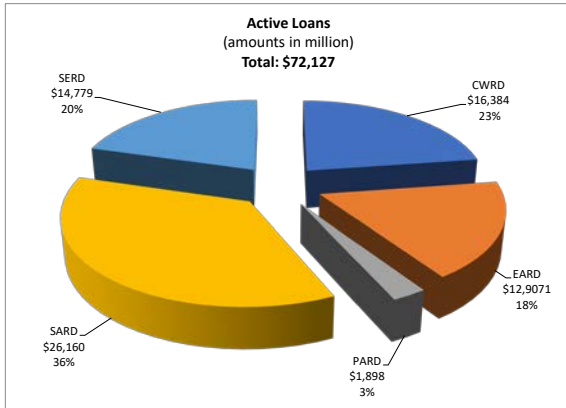
Asian Development Bank

In preparing our country program or strategy, financing any project, or by making any designation of or reference to a particular territory or geographic area in this document, the Asian Development Bank does not intend to make any judgments as to the legal or other status of any territory or area.

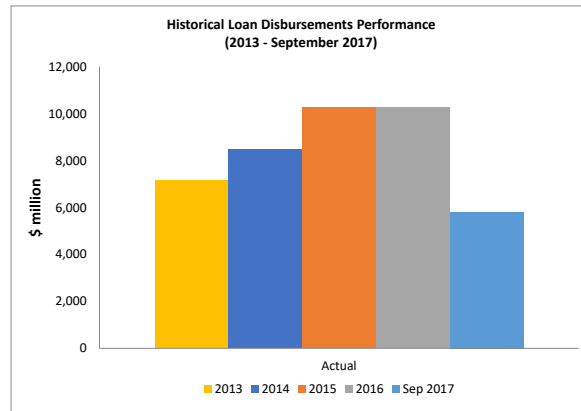
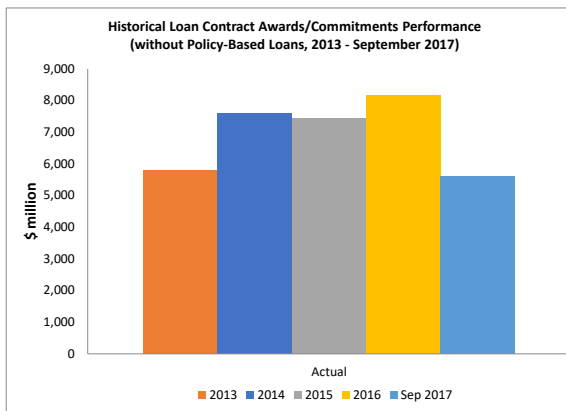
CONTENTS

	Page
Sovereign Loan and Grant Portfolio	1
ADB Sovereign Portfolio Management Indicators	2
Processing Status of 2017 Firm Loans	3
Processing Status of 2017 Firm Grant-Financed Projects	5
Processing Status of 2017 Firm Technical Assistance Grants	6
Loans Not Yet Signed	7
Grants Not Yet Signed	9
Loans That Became Effective	10
Grants That Became Effective	13
Loans Awaiting Effectiveness	16
Grants Awaiting Effectiveness	18
Loans Closed	19
Loans Closed in the Previous Year but Reported Only in the Current Year	22
Grants Closed	23
TAs Active 90 Days after Completion Date	25
Project Loan Contract Awards/Commitments	26
Project Grant Contract Awards	27
Project and Policy-Based Loan Disbursements	28
Project Loan Disbursements	29
Policy-Based Loan Disbursements	30
Project and Policy-Based Grant Disbursements	31
Project Grant Disbursements	32
Policy-Based Grant Disbursements	33
Status of Policy-Based Loan Tranche Releases	34
Status of Policy-Based Grant Tranche Releases	37
Loans and Grants with Cost Overruns	38
Cancellation of Loan/Grant Proceeds	39
Portfolio Ratings	44
Portfolio Ratings by Indicator	45
Loan Projects with Changes	46
Grant Projects with Changes	51
TAs with Major Change in Scope, Implementation Arrangements, or Both	54
Multitranche Financing Facility Projects with Changes	55
2017 Project Completion Report (PCR/XARR) Program	56
2017 Technical Assistance Completion Report (TCR) Program	57
Project Administration Missions	59
Technical Assistance Administration Missions	60

SOVEREIGN LOAN AND GRANT PORTFOLIO*
(as of 30 September 2017)



¹ Excludes partially administered grants (192, 273, 342, 358).



* Exclude (i) cofinanced loans; (ii) loan-related grants; and (iii) TAs.

Note: Totals may not add up due to rounding.

ADB SOVEREIGN PORTFOLIO MANAGEMENT INDICATORS

INDICATORS	UNIT	2013	2014	2015	2016	Sep 2017
I. Loans and Grants						
A. Loan and Grant Portfolio						
1 Active Portfolio	No. \$mn	910 63,285.0	936 66,485.2	975 73,270.6	1032 76,250.7	1009 78,692.7
(a) Project	No. \$mn	843 58,059.2	877 60,961.4	907 63,484.0	955 67,155.0	936 67,560.4
(b) Policy-Based Lending	No. \$mn	43 2,876.2	33 2,877.2	33 5,506.7	34 3,479.8	28 4,004.2
(c) Financial Intermediation	No. \$mn	20 1,863.6	16 1,464.7	19 2,039.2	20 2,595.0	19 2,350.7
(d) Combined Project and Financial Intermediation	No. \$mn	4 485.9	4 485.4	6 435.0	9 708.1	8 603.6
(e) Results-Based Lending	No. \$mn	0 0.0	6 696.5	10 1,805.6	14 2,312.8	18 4,173.8
B. Financial Performance						
1 Contract/Commitment Achievement (without policy-based loans & grants)	\$mn	6,425.7	8,175.5	8,146.6	9,256.0	6,088.4
2 Contract/Commitment Ratio ^b (without policy-based loans & grants)	%	19.9	23.9	22.9	24.3	17.4
3 Disbursement Achievement	\$mn	7,849.2	9,055.3	10,951.6	10,995.3	6,250.9
4 Disbursement Ratio ^c	%	20.2	21.8	25.5	24.4	13.2
C. Portfolio Ratings^d						
1 On Track	No. %	463 79.0	478 80.2	464 75.8	511 80.3	450 68.6
2 Potential Problem	No. %	80 13.7	88 14.8	106 17.3	95 14.9	132 20.1
3 Actual Problem	No. %	43 7.3	30 5.0	42 6.9	30 4.7	74 11.3
II. Loans						
A. Loan Portfolio						
1 Active Loan Portfolio	No. \$mn	594 57,358.5	624 60,333.6	657 66,675.1	696 69,336.2	686 72,127.3
(a) Project Loans	No. \$mn	539 52,319.0	572 54,942.3	593 56,976.9	625 60,304.7	615 61,024.2
(b) Policy-Based Loans	No. \$mn	31 2,690.0	26 2,744.7	29 5,418.3	28 3,415.6	26 3,975.0
(c) Financial Intermediation Loans	No. \$mn	20 1,863.6	16 1,464.7	19 2,039.2	20 2,595.0	19 2,350.7
(d) Combined Project and Financial Intermediation Loans	No. \$mn	4 485.9	4 485.4	6 435.0	9 708.1	8 603.6
(e) Results-Based Lending	No. \$mn	0 0.0	6 696.5	10 1,805.6	14 2,312.8	18 4,173.8
2 Average Age of the Active Loan Portfolio	Years	3.3	3.4	3.5	3.6	3.9
B. Start-Up Compliance						
1 Loans Approved During the Year ^a	No. \$mn	102 11,768.1	108 11,205.0	103 13,304.1	121 13,942.9	53 9,039.1
2 Loans Not Yet Signed	No.	59	54	43	57	30
3 Loans Awaiting Effectiveness	No.	25	26	38	32	18
4 Average Time from Approval to Signing	Months	3.7	3.5	3.5	3.5	3.6
5 Average Time from Signing to Effectivity	Months	3.4	3.4	3.4	3.2	3.3
6 Loans that Became Effective more than 90 Days after Signing	No. %	250 49.0	252 46.3	260 45.1	257 42.3	272 42.6
C. Financial Performance						
1 Contract/Commitment Achievement (without policy-based loans)	\$mn	5,777.2	7,591.7	7,450.3	8,153.2	5,598.2
2 Contract/Commitment Ratio ^b (without policy-based loans)	%	19.7	24.3	22.9	23.7	17.2
3 Disbursement Achievement	\$mn	7,153.0	8,483.4	10,270.2	10,273.4	5,819.3
4 Disbursement Ratio ^c	%	20.3	22.6	26.4	25.1	13.5
5 Loan Service Payments	\$mn	7,269.7	5,782.3	5,025.4	5,956.5	4,450.9
6 Net Resource Transfer	\$mn	(116.7)	2,701.0	5,244.9	4,317.0	1,368.5
D. Portfolio Supervision						
1 Loans with Extensions	No.	169	181	182	187	224
2 Loan Cancellations	\$mn	1,155.0	732.9	700.4	952.1	718.6
III. Grants^e						
A. Grant Portfolio						
1 Active Grant Portfolio	No. \$mn	316 5,926.4	312 6,151.6	318 6,595.5	336 6,914.5	323 6,565.4
(a) Project Grants	No. \$mn	304 5,740.2	305 6,019.2	314 6,507.1	330 6,850.3	321 6,536.2
(b) Policy-Based Grants	No. \$mn	12 186.3	7 132.5	4 88.4	6 64.2	2 29.2
2 Average Age of the Active Grant Portfolio	Years	3.2	3.5	3.5	3.5	4.0
B. Start-Up Compliance						
1 Grants Approved During the Year ^a	No. \$mn	54 1,323.2	48 632.3	57 ^g 898.0 ^e	67 1,077.4	17 163.3
2 Grants Not Yet Signed ^a	No.	29	22	25	26	11
3 Grants Awaiting Effectiveness	No.	8	6	16	20	7
4 Average Time from Approval to Signing	Months	3.2	3.2	3.1	3.0	3.1
5 Average Time from Signing to Effectivity	Months	2.2	2.3	2.4	2.4	2.6
6 Grants that Became Effective more than 90 Days after Signing	No. %	86 30.9	91 32.0	93 33.3	97 33.3	112 36.2
C. Financial Performance						
1 Contract/Commitment Achievement (without policy-based grants)	\$mn	648.5	583.9	696.2	1,102.8	490.2
2 Contract/Commitment Ratio ^b (without policy-based grants)	%	21.3	19.7	22.7	30.7	19.8
3 Disbursement Achievement ^f	\$mn	696.1	571.9	681.4	721.9	431.6
4 Disbursement Ratio ^c	%	20.0	14.4	17.1	17.3	9.7
5 Grant Cancellations	\$mn	134.8	37.7	20.3	70.7	189.4
IV. Technical Assistance (includes nonsovereign TAs)						
1 Active TA Portfolio	No. \$mn	1,069 1,626.5	1,070 1,665.1	965 1,599.0	897 1,594.0	843 1,571.3
2 Average Time from Approval to Signing of TA Agreement	Months	2.6	2.6	2.6	2.5	2.6

^a Includes supplementary approvals.

^b Contract/Commitment Award Ratio is defined as the ratio of total contracts awarded during the year over the total value for contract awards available at the beginning of the year including newly approved projects (loans and grants) during the year.

^c Disbursement ratio is the ratio of the total disbursements during the year (including disbursement from newly approved operations during the year) over the undisbursed balance at the beginning of the year (based on approvals as of the previous year).

^d Covers all loan and grant projects (including cofinancing).

^e Exclude (i) loan-related grants approved prior to 31 Mar 2005; and (ii) one nonsovereign grant.

^f Excludes partially administered grants (GR0192-CAM, 0273-VAN, 0342-NEP, and 358-NEP) and manually-monitored grants.

^g Excludes \$1.0 million grant substitution from GR 0261-AFG funded by ADF to GR 0262-AFG funded by AITF value dated 08 December 2015. Approval on substitution was only advised on 02 February 2016 and not included in the 2015 year-end run of Grant Financial Information System.

PROCESSING STATUS OF 2017 FIRM LOANS^a
(amounts in \$million, as of 30 September 2017)

	Loan No.	DMC	OCR		Total	Date	
			Regular	Concessional			
SOVEREIGN							
A. APPROVED							
1.	Bangladesh Power System Enhancement and Efficiency Improvement	3522/3523	BAN	600.00	16.00	616.00	29 Mar 2017
2.	Third Urban Governance and Infrastructure Improvement (Sector) - Additional Financing	3550/3551	BAN	100.00	100.00	200.00	8 Aug 2017
3.	Third Public-Private Infrastructure Development Facility – Tranche 1	3554/3555	BAN	250.00	10.00	260.00	11 Aug 2017
4.	Tonle Sap Poverty Reduction and Smallholder Development - Additional Financing	3570	CAM	-	45.73	45.73	25 Sep 2017
5.	Road Network Improvement	3576	CAM	-	70.00	70.00	28 Sep 2017
6.	Batumi Bypass Road	3520	GEO	114.00	-	114.00	28 Mar 2017
7.	Secondary Road Improvement	3524	GEO	80.00	-	80.00	30 Mar 2017
8.	Solar Transmission Sector	3521	IND	175.00	-	175.00	29 Mar 2017
9.	Madhya Pradesh Urban Services Improvement	3528	IND	275.00	-	275.00	18 May 2017
10.	Rajasthan State Highway Investment Program – Tranche 1	3534	IND	220.00	-	220.00	30 May 2017
11.	Odisha Skill Development	3539	IND	102.00	-	102.00	21 Jun 2017
12.	Sustainable Coastal Protection and Management Investment Program – Tranche 2	3549	IND	65.50	-	65.50	27 Jul 2017
13.	Second West Bengal Development Finance Program	3563	IND	300.00	-	300.00	20 Sep 2017
14.	Himachal Pradesh Skills Development	3573	IND	80.00	-	80.00	27 Sep 2017
15.	Integrated Participatory Development and Management of Irrigation Program	3529	INO	500.00	-	500.00	18 May 2017
16.	Financial Market Development and Inclusion Program (Subprogram 2)	3541	INO	400.00	-	400.00	28 Jun 2017
17.	Sustainable and Inclusive Energy Program (Subprogram 2)	3561	INO	400.00	-	400.00	14 Sep 2017
18.	Sustainable Energy Access in Eastern Indonesia—Electricity Grid Development Program	3560	INO	600.00	-	600.00	14 Sep 2017
19.	Ulaanbaatar Urban Services and Ger Areas Development Investment Program – Tranche 2	3525/3526	MON	37.11	29.24	66.35	31 Mar 2017
20.	Social Welfare Support Program Phase 2	3532	MON	150.00	-	150.00	30 May 2017
21.	Banking Sector Rehabilitation and Financial Stability Strengthening Program	3533	MON	100.00	-	100.00	30 May 2017
22.	Power Transmission and Distribution Efficiency Enhancement	3542	NEP	-	150.00	150.00	29 Jun 2017
23.	South Asia Subregional Economic Cooperation Customs Reform and Modernization for Trade Facilitation Program	3546	NEP	-	21.00	21.00	7 Jul 2017
24.	Regional Urban Development	3566	NEP	-	150.00	150.00	22 Sep 2017
25.	Sustainable Energy Sector Reform Program (Subprogram 3)	3537	PAK	300.00	-	300.00	15 Jun 2017
26.	Public Sector Enterprises Reform Program (Subprogram 2)	3538	PAK	-	300.00	300.00	22 Jun 2017
27.	Peshawar Sustainable Bus Rapid Transit Corridor	3543	PAK	335.00	-	335.00	30 Jun 2017
28.	Punjab Intermediate Cities Improvement Investment	3562	PAK	200.00	-	200.00	19 Sep 2017
29.	Central Asia Regional Economic Cooperation Corridor Development Investment Program – Tranche 1	3574	PAK	180.00	-	180.00	28 Sep 2017
30.	Second Power Transmission Enhancement Investment Program - Tranche 2	3577	PAK	260.00	-	260.00	29 Sep 2017
31.	Facilitating Youth School-to-Work Transition Program (Subprogram 1)	3530	PHI	300.00	-	300.00	23 May 2017
32.	Town Electrification Investment Program – Tranche 2	3544/3545	PNG	55.90	5.00	60.90	4 Jul 2017
33.	Sustainable Highlands Highway Investment Program – Tranche 1	3547/3548	PNG	272.00	30.00	302.00	10 Jul 2017
34.	Hebei Elderly Care Development	3536	PRC	100.00	-	100.00	6 Jun 2017
35.	Shanxi Urban-Rural Water Source Protection and Environmental Demonstration	3557	PRC	100.00	-	100.00	22 Aug 2017
36.	Mountain Railway Safety Enhancement	3556	PRC	180.00	-	180.00	25 Aug 2017
37.	Guizhou Rocky Desertification Area Water Management	3564	PRC	150.00	-	150.00	20 Sep 2017
38.	Guangxi Modern Technical and Vocational Education and Training Development Program	3565	PRC	250.00	-	250.00	20 Sep 2017
39.	Shanxi Inclusive Agricultural Value Chain Development	3567	PRC	90.00	-	90.00	21 Sep 2017
40.	Xinjiang Changji Integrated Urban-Rural Infrastructure Demonstration	3568	PRC	150.00	-	150.00	25 Sep 2017
41.	Northern Province Sustainable Fisheries Development	6011	SRI	-	1.30	1.30	8 Mar 2017
42.	Rooftop Solar Power Generation	3571	SRI	50.00	-	50.00	26 Sep 2017
43.	Building Macroeconomic Resilience Program (Subprogram 2)	3531	TON	-	2.75	2.75	29 May 2017
44.	Central Asia Regional Economic Cooperation Corridor 2 (Pap-Namangan-Andijan) Railway Electrification	3527	UZB	80.00	-	80.00	21 Apr 2017
45.	Affordable Rural Housing Program	3535	UZB	500.00	-	500.00	1 Jun 2017
46.	Cyclone Pam Road Reconstruction - Additional Financing	3552	VAN	-	4.10	4.10	9 Aug 2017
47.	Energy Access	3572	VAN	-	2.50	2.50	26 Sep 2017
	Subtotal			8,101.51	937.62	9,039.13	
B. Board Circulation Completed							
1.	Wind Power Generation		SRI	200.00	-	200.00	27 Sep 2017
2.	Greater Mekong Subregion Highway Expansion Phase 2		THA	99.40	-	99.40	29 Sep 2017
	Subtotal			299.40	-	299.40	
C. Loan Negotiations Completed							

PROCESSING STATUS OF 2017 FIRM LOANS^a
(amounts in \$million, as of 30 September 2017)

	Loan No.	DMC	OCR		Total	Date
			Regular	Concessional		
1.	Public Efficiency and Financial Markets Program (Subprogram 1)	ARM	40.00	-	40.00	14 Sep 2017
2.	South Asia Subregional Economic Cooperation Dhaka-Northwest Corridor Road Phase 2 – Tranche 1	BAN	250.00	50.00	300.00	12 Jul 2017
3.	Bihar Urban Development Investment Program – Tranche 2	IND	84.00	-	84.00	19 Sep 2017
4.	Second Rural Connectivity Investment Program – Tranche 1	IND	250.00	-	250.00	27 Sep 2017
5.	Ensuring Inclusiveness and Service Delivery for Persons with Disabilities	MON	-	25.00	25.00	27 Jul 2017
6.	Encouraging Investment through Capital Market Reforms (Subprogram 2)	PHI	300.00	-	300.00	7 Sep 2017
7.	Infrastructure Preparation and Innovation Facility	PHI	100.00	-	100.00	22 Sep 2017
8.	Shandong Spring City Green Modern Trolley Bus Demonstration	PRC	150.00	-	150.00	24 Aug 2017
9.	Tina River Hydropower	SOL	-	18.00	18.00	27 Jul 2017
10.	Second Integrated Road Investment Program – Tranche 1	SRI	90.00	60.00	150.00	10 Aug 2017
11.	Jaffna and Kilinochchi Water Supply - Additional Financing	SRI	95.00	25.00	120.00	12 Sep 2017
12.	Secondary Green Cities Development	VIE	50.00	120.00	170.00	27 Sep 2017
	Subtotal		1,409.00	298.00	1,707.00	
D. MRM/SRM Completed						
1.	Delhi Water Supply Improvement Investment Program – Tranche 1	IND	158.00	-	158.00	4 Aug 2017
2.	Karnataka State Highways Improvement III	IND	346.00	-	346.00	4 Sep 2017
3.	Assam Urban Infrastructure Investment Program – Tranche 2	IND	149.00	-	149.00	6 Sep 2017
4.	Sustaining Access to and Quality of Education During Economic Difficulties	MON	50.00	-	50.00	12 Apr 2017
5.	Regional Road Development and Maintenance	MON	60.00	-	60.00	7 Jul 2017
6.	Third Greater Mekong Subregion Corridor Towns Development	MYA	-	80.00	80.00	25 Apr 2017
7.	Khyber Pakhtunkhwa Provincial Roads Improvement	PAK	121.50	18.50	140.00	26 Sep 2017
8.	Improving Growth Corridors in Mindanao Road Sector	PHI	340.00	-	340.00	5 Sep 2017
9.	Heilongjiang Green Urban and Economic Revitalization	PRC	310.00	-	310.00	25 May 2017
10.	Air Quality Improvement in the Greater Beijing–Tianjin–Hebei Region—Regional Emission Reduction and Pollution Control Facility	PRC	500.00	-	500.00	12 Sep 2017
11.	Integrated Road Investment Program – Tranche 4	SRI	150.00	-	150.00	13 Sep 2017
12.	Baucau to Viqueque Highway	TIM	19.00	25.00	44.00	28 Jul 2017
13.	Primary Health Care Improvement	UZB	-	45.00	45.00	15 Sep 2017
14.	Basic Infrastructure for Inclusive Growth in the Northeastern Provinces Sector	VIE	-	150.00	150.00	10 May 2017
15.	Financial Sector Development and Inclusion Program	VIE	200.00	-	200.00	23 May 2017
16.	Power Transmission Investment Program – Tranche 4	VIE	144.11	-	144.11	9 Jun 2017
17.	Basic Infrastructure for Inclusive Growth in the North Central Provinces Sector	VIE	52.00	97.00	149.00	23 Jun 2017
	Subtotal		2,599.61	415.50	3,015.11	
	TOTAL (A+B+C+D)	78	12,409.52	1,651.12	14,060.64	
E. Other Projects Under Processing						
		13	1,628.15	518.62	2,146.77	
	TOTAL SOVEREIGN (A+B+C+D+E)	91	14,037.67	2,169.74	16,207.41	

DMC = developing member country, OCR = ordinary capital resources.

^a Firm category refers to projects which are planned for approval in a given year.

Source: eOperations; Regional Departments.

PROCESSING STATUS OF 2017 FIRM GRANT-FINANCED PROJECTS^a
(amounts in \$million, as of 30 September 2017)

	Grant No.	DMC	ADF	Other Special Funds		Cofinancing		Total	Date
				Amount	Source	Amount	Source		
A. APPROVED									
1.	Road Asset Management - Additional Financing	0541	AFG	30.00	-	-	-	30.00	19 Sep 2017
2.	Energy Supply Improvement Investment Program – Tranche 3	0545	AFG	44.76	-	-	-	44.76	29 Sep 2017
3.	Bangladesh Power System Enhancement and Efficiency Improvement ^b	9190	BAN	-	-	2.00	JFPR	2.00	29 Mar 2017
4.	Tonle Sap Poverty Reduction and Smallholder Development - Additional Financing ^b	0542	CAM	4.28	-	-	-	4.28	25 Sep 2017
5.	Northern Rural Infrastructure Development Sector - Additional Financing	0534	LAO	35.60	-	-	-	35.60	31 May 2017
6.	Microfinance Expansion - Additional Financing	0425	PNG	-	-	0.24	Australia	0.24	5 Apr 2017
7.	Sustainable Highlands Highway Investment Program – Tranche 1 ^b	0538	PNG	-	-	11.50	Australia	11.50	10 Jul 2017
8.	Improving the Quality of Basic Education in the North Pacific - FSM	0535-0537	REG	6.50	-	1.80	Australia	8.30	3 Jul 2017
	- RMI			6.50	-	-	-	6.50	
9.	Samoa AgriBusiness Support - Additional Financing	0539	SAM	-	-	0.75	Australia	0.75	18 Jul 2017
10.	Second Sri Lanka Flood and Landslide Disaster Response	0533	SRI	-	2.00	-	APDRF	2.00	8 Jun 2017
11.	Building Macroeconomic Resilience Program (Subprogram 2) ^b	0532	TON	2.25	-	-	-	2.25	29 May 2017
12.	Nuku'alofa Urban Development Sector - Additional Financing	0265	TON	-	-	1.51	Australia	1.51	11 Sep 2017
13.	Cyclone Pam Road Reconstruction - Additional Financing	0540	VAN	4.10	-	-	-	4.10	9 Aug 2017
14.	Energy Access ^b	0543/0544	VAN	2.50	-	7.00	SCF-SREP	9.50	26 Sep 2017
	Subtotal			136.49	2.00	24.80		163.28	
B. Board Circulation Completed									
1.	Trade Facilitation: Improved Sanitary and Phytosanitary Handling in Greater Mekong Subregion Trade - Additional Financing		LAO	10.00	-	-	-	10.00	12 Sep 2017
2.	Public Financial Management		RMI	2.00	-	-	-	2.00	22 Sep 2017
	Subtotal			12.00	-	-		12.00	
C. Grant Negotiations Completed									
1.	Ensuring Inclusiveness and Service Delivery for Persons with Disabilities ^b		MON	-	-	2.00	JFPR	2.00	27 Jul 2017
2.	Community Vegetable Farming for Livelihood Improvement		MON	-	-	3.00	JFPR	3.00	26 Sep 2017
3.	Majuro Power Network Strengthening		RMI	2.00	-	-	-	2.00	22 Sep 2017
4.	Tina River Hydropower ^b		SOL	12.00	-	-	-	12.00	27 Jul 2017
5.	Secondary Green Cities Development		VIE	-	-	6.00	GEF/ UCCRTF	6.00	27 Sep 2017
	Subtotal			14.00	-	11.00		25.00	
D. MRM/SRM Completed									
1.	Qaisar–Dari Bum Road		AFG	330.00	-	-	-	330.00	16 Aug 2017
	Subtotal			330.00	-	-		330.00	
	TOTAL (A+B+C+D)		22	492.49	2.00	35.80		530.28	
E. Other Projects Under Processing									
			14	133.70	-	239.68		373.38	
TOTAL NO. AND AMOUNT (A+B+C+D+E)			36	626.19	2.00	275.48		903.67	

ADF = Asian Development Fund, APDRF = Asia Pacific Disaster Response Fund, DMC = developing member country, GEF = Global Environment Facility, JFPR = Japan Fund for Poverty Reduction, SCF-SREP = Strategic Climate Fund-Scaling Up Renewable Energy Program in Low Income Countries, UCCRTF = Urban Climate Change Resilience Trust Fund.

^a Firm category refers to projects which are planned for approval in a given year.

^b Processed in conjunction with a loan.

Source: eOperations; Regional Departments.

PROCESSING STATUS OF 2017 FIRM TECHNICAL ASSISTANCE GRANTS^a

(amounts in \$ thousand, 1 January-30 September 2017)

Type ^b	No.	TASF	CCF	FSDPSF	RCIF	JFPR	Others	Total	
A. APPROVED	172	99,164.60	950.00	3,100.00	1,000.00	18,900.00	46,499.53	169,614.13	
Transaction (TR)	82	57,206.60	600.00	1,600.00	-	9,600.00	17,417.80	86,424.40	
Knowledge and Support (KS)	90	41,958.00	350.00	1,500.00	1,000.00	9,300.00	29,081.73	83,189.73	
<hr/>									
Status/Project Name	DMC	TA Type	TASF	CCF	FSDPSF	RCIF	JFPR	Others	Total
B. Board Circulation Completed									
1. Updating the Road Master Plan	BAN	TR	2,000.00	-	-	-	-	-	2,000.00
Subtotal			2,000.00	-	-	-	-	-	2,000.00
C. Submitted for President's Consideration									
NIL									
D. SRC/Mandatory Technical Expert Review Completed									
1. Enhancing Sustainability and Innovation in Rural Road Development	IND	TR	500.00	-	-	-	-	-	500.00
2. Encouraging Investment through Capital Market Reforms (Subprogram 2)	PHI	TR	500.00	-	-	-	-	-	500.00
3. Heilongjiang Green Urban and Economic Revitalization	PRC	TR	450.00	-	300.00	-	-	-	750.00
4. Jaffna and Kilinochchi Water Supply - Additional Financing	SRI	TR	500.00	-	-	-	-	-	500.00
5. Baucau to Viqueque Highway	TIM	TR	1,000.00	-	-	-	-	-	1,000.00
6. Financial Sector Development and Inclusion Program	VIE	TR	900.00	-	-	-	-	-	900.00
7. Mainstreaming Climate Resilience and Environmental Protection for Secondary Green Cities Development	VIE	TR	-	-	-	-	-	12,823.09	12,823.09
Subtotal			3,850.00	-	300.00	-	-	12,823.09	16,973.09
E. Other Technical Assistance in Pipeline Under Processing									
	131	82,689.40	1,655.00	1,675.00	2,000.00	6,700.00	41,937.70	136,657.10	
Transaction (TR)	65	43,254.00	200.00	225.00	-	3,000.00	17,877.00	64,556.00	
Knowledge and Support (KS)	66	39,435.40	1,455.00	1,450.00	2,000.00	3,700.00	24,060.70	72,101.10	
TOTAL NO. AND AMOUNT (A+B+C+D+E)^c	311	187,704.00	2,605.00	5,075.00	3,000.00	25,600.00	101,260.32	325,244.32	

CCF=Climate Change Fund, FSDPSF=Financial Sector Development Partnership Special Fund, JFPR=Japan Fund for Poverty Reduction, RCIF=Regional Cooperation and Integration Fund, TA = technical assistance, TASF=Technical Assistance Special Fund.

Sources: eOperations, Regional Department submissions.

^a Firm category refers to projects which are planned for approval in a given year.

^b New and supplementary TA approvals are categorized into two types – TR and KS – per Staff Instructions on Business Processes for TRTA and KSTA.

^c Includes overprogramming.

LOANS NOT YET SIGNED
(As of 30 September 2017)

No.	Country		Project Name	Dept	Div	Principal Loan Amount (\$ million)	Date Approved	Time Elapsed from Approval Date ^a		Remarks	
	Loan No.	Fund						(Days)	(Months)		
PROJECT LOANS											
Bangladesh											
1.	3554	BAN	OCR	Third Public-Private Infrastructure Development Facility - Tranche 1	SARD	SAPF	250.000	11-Aug-17	50	1.6	Expected to be signed within 90 days (9 Nov 2017).
2.	3555	BAN	COL	Third Public-Private Infrastructure Development Facility - Tranche 1	SARD	SAPF	10.217	11-Aug-17	50	1.6	Expected to be signed within 90 days (9 Nov 2017).
Cambodia											
3.	3570	CAM	COL	Tonle Sap Poverty Reduction and Smallholder Development - Additional Financing	SERD	SEER	45.725	25-Sep-17	5	0.2	Recently approved loan.
4.	3576	CAM	COL	Road Network Improvement	SERD	SETC	70.000	28-Sep-17	2	0.1	Recently approved loan.
China, People's Republic of											
5.	3506	PRC	OCR	Public-Private Partnerships Demonstration Program to Transform Delivery of Elderly Care Services in Yichang, Hubei	EARD	PRCM	50.000	12-Dec-16	292	9.6	Delay due to changes in both ADB project team and project management office. Expected to be signed in November 2017.
6.	3556	PRC	OCR	Mountain Railway Safety Enhancement	EARD	EATC	180.000	25-Aug-17	36	1.2	Loan Agreements and Project Agreements were sent to the Ministry of Finance for signing.
7.	3557	PRC	OCR	Shanxi Urban-Rural Water Source Protection and Environmental Demonstration	EARD	EAER	100.000	22-Aug-17	39	1.3	Recently approved loan.
8.	3564	PRC	OCR	Shanxi Urban-Rural Water Source Protection and Environmental Demonstration	EARD	EAER	150.000	20-Sep-17	10	0.3	Recently approved loan.
9.	3565	PRC	OCR	Guangxi Modern Technical and Vocational Education and Training Development Program	EARD	EASS	250.000	20-Sep-17	10	0.3	Recently approved loan.
10.	3567	PRC	OCR	Shanxi Inclusive Agricultural Value Chain Development	EARD	EAER	90.000	21-Sep-17	9	0.3	Recently approved loan.
11.	3568	PRC	OCR	Xinjiang Changji Integrated Urban-Rural Infrastructure Demonstration	EARD	EASS	150.000	25-Sep-17	5	0.2	Recently approved loan.
Fiji											
12.	3512	FIJ	OCR	Urban Water Supply and Wastewater Management Investment Program, Tranche 1	PARD	SPSO	39.459	20-Dec-16	284	9.3	Loan was signed on 16 Oct 2017.
India											
13.	3482	IND	OCR	Rajasthan Renewable Energy Transmission Investment Program - Tranche 2	SARD	SAEN	238.000	5-Dec-16	299	9.8	Delay due to issues on change in site and configuration, and re-tendering are being discussed with the EA.
14.	3539	IND	OCR	Odisha Skill Development	SARD	SAHS	102.000	21-Jun-17	101	3.3	Advance contracting for the packages which are part of the project readiness requirements are still ongoing.
15.	3549	IND	OCR	Sustainable Coastal Protection and Management Investment Program - Tranche 2	SARD	INRM	65.500	27-Jul-17	65	2.1	Loan was signed on 26 Oct 2017.
16.	3573	IND	OCR	Himachal Pradesh Skills Development	SARD	SAHS	80.000	27-Sep-17	3	0.1	Recently approved loan.
Indonesia											
17.	3560	INO	OCR	Sustainable Energy Access in Eastern Indonesia—Electricity Grid Development Program	SERD	SEEN	600.000	14-Sep-17	16	0.5	Recently approved loan.
Kazakhstan											
18.	3447	KAZ	OCR	Supporting Resilience of Micro, Small, and Medium-Sized Enterprises Finance	CWRD	CWPF	211.497	27-Oct-16	338	11.1	Loan was signed on 13 Oct 2017.
Mongolia											
19.	3525	MON	OCR	Ulaanbaatar Urban Services and Ger Areas Development Investment Program - Tranche 2	EARD	EASS	37.110	31-Mar-17	183	6.0	The delay is mainly due to change in Mongolia government following the Presidential election in June. The new Minister of Finance has been appointed recently.

LOANS NOT YET SIGNED
(As of 30 September 2017)

No.	Country			Project Name	Dept	Div	Principal Loan Amount (\$ million)	Date Approved	Time Elapsed from Approval Date ^a		Remarks
	Loan No.	Fund							(Days)	(Months)	
20.	3526	MON	COL	Ulaanbaatar Urban Services and Ger Areas Development Investment Program - Tranche 2	EARD	EASS	30.512	31-Mar-17	183	6.0	The delay is mainly due to change in Mongolia government following the Presidential election in June. The new Minister of Finance has been appointed recently.
Nepal											
21.	3566	NEP	COL	Regional Urban Development	SARD	SAUW	152.648	22-Sep-17	8	0.3	Recently approved loan.
Pakistan											
22.	3562	PAK	OCR	Punjab Intermediate Cities Improvement Investment	CWRD	CWUW	200.000	19-Sep-17	11	0.4	Recently approved loan.
23.	3574	PAK	OCR	Central Asia Regional Economic Cooperation Corridor Development Investment Program - Tranche 1	CWRD	CWTC	180.000	28-Sep-17	2	0.1	Recently approved loan.
24.	3577	PAK	OCR	Second Power Transmission Enhancement Investment Program - Tranche 2	CWRD	CWEN	260.000	29-Sep-17	1	0.03	Recently approved loan.
Sri Lanka											
25.	3571	SRI	OCR	Rooftop Solar Power Generation	SARD	SAEN	50.000	26-Sep-17	4	0.13	Recently approved loan.
Uzbekistan											
26.	3527	UZB	OCR	Central Asia Regional Economic Cooperation Corridor 2 (Pap-Namangan-Andijan) Railway Electrification Project	CWRD	CWTC	80.000	21-Apr-17	162	5.33	On 17 Oct 2017 the Presidential Resolution No. PP-3336 on measures on implementing the Central Asia Regional Economic Cooperation Corridor 2 (Pap-Namangan-Andijan) Railway Electrification Project was adopted. The Loan and Project Agreements are scheduled to be signed during ADB mission from 30 Oct - 3 Nov 2017.
Vanuatu											
27.	3572	VAN	COL	Energy Access	PARD	PATE	2.499	26-Sep-17	4	0.1	Loan was signed on 11 Oct 2017.
Total Project / Average							3,675.167		80	2.6	
POLICY-BASED LOANS											
India											
28.	3563	IND	OCR	Second West Bengal Development Finance Program	SARD	SAPF	300.000	20-Sep-17	10	0.3	Loan was signed on 24 Oct 2017.
Indonesia											
29.	3561	INO	OCR	Sustainable and Inclusive Energy Program (Subprogram 2)	SERD	SEEN	400.000	14-Sep-17	16	0.5	Loan was signed on 28 Sep 2017.
Philippines											
30.	3530	PHI	OCR	Facilitating Youth School-to-Work Transition Program (Subprogram 1)	SERD	SEPF	300.000	23 May 17	130	4.3	The loan is programmed for full disbursement in Jan 2018 and DOF plans to sign the loan agreement within the three-month period prior to disbursement.
Total Policy-Based / Average							1,000.000		52	1.7	
PROJECT + POLICY-BASED LOANS											
Concessional OCR lending / Average							311.601		42	1.4	
Regular OCR lending / Average							4,363.566		87	2.8	
Total / Average							4,675.167		78	2.6	

COL = concessional OCR lending, OCR = ordinary capital resources.

Sources: Loan Financial Information System, eOperations, Regional Departments.

^a No. of days from approval to cut-off date (30 September 2017).

GRANTS NOT YET SIGNED
(as of 30 September 2017)

No.	Country/ Grant No.	Project Name	Dept	Div	Grant Amount (\$ million)	Date Approved	Time Elapsed from Approval Date ^a		Remarks	
							(Days)	(Months)		
A. Project										
Afghanistan										
1.	0541	AFG	Road Asset Management - Additional Financing	CWRD	CWTC	30.000	19-Sep-17	11	0.4	Recently approved grant.
2.	0545	AFG	Energy Supply Improvement Investment Program - Tranche 3	CWRD	CWEN	44.760	29-Sep-17	1	0.03	Recently approved grant.
Bangladesh										
3.	0517	BAN	Skills for Employment Investment Program - Tranche 2	SARD	SAHS	4.500	24-Nov-16	310	10.2	The grant will be terminated as the funds from the cofinancier are no longer available. The loan validity will lapse on 24 Nov 2017. The Board information paper will be prepared.
Cambodia										
4.	0542	CAM	Tonle Sap Poverty Reduction and Smallholder Development - Additional Financing	SERD	SEER	4.275	25-Sep-17	5	0.2	Recently approved grant.
Fiji										
5.	0531	FIJ	Urban Water Supply and Wastewater Management Investment Program - Tranche 1	PARD	SPSO	31.040	20-Dec-16	284	9.3	Grant was signed on 16 Oct 2017.
Nepal										
6.	0529	NEP	Earthquake Emergency Assistance	SARD	NRM	10.000	12-Dec-16	292	9.6	Grant was signed on 20 Sep 2017.
Papua New Guinea										
7.	0425 ^b	PNG	Microfinance Expansion - Additional Financing	PARD	PLCO	0.244	5-Apr-17	178	5.9	Amendment letter not yet signed due to the election period.
Philippines										
8.	9169	PHI	Agribusiness Development Assistance for Smallholders in Mindanao	SERD	SEER	2.000	11-Dec-12	1,754	57.7	Board approval validity has lapsed. Letter to the government is currently under review and revision. Board information paper on the lapsed approval validity is expected to be circulated in the first quarter of 2018.
Tonga										
9.	0265 ^b	TON	Nuku'alofa Urban Development Sector - Additional Financing	PARD	SPSO	1.505	11-Sep-17	19	0.6	Recently approved grant.
Vanuatu										
10.	0543	VAN	Energy Access	PARD	PATE	2.500	26-Sep-17	4	0.1	Recently approved grant.
11.	0544	VAN	Energy Access	PARD	PATE	7.000	26-Sep-17	4	0.1	Recently approved grant.
Total Project / Average						137.824		260	8.6	
B. Policy-Based										
Total Policy-Based / Average						0.000		0	0.0	
PROJECT + POLICY-BASED										
ADF Total / Average						81.535		5	0.2	
Special Funds Total / Average						-		-	-	
Other Sources Total / Average						56.289		406	13.3	
Total / Average						137.824		260	8.6	

Sources: Grant Financial Information System, Regional Departments.

^a No. of days from approval to cut-off date (30 September 2017).

^b Additional financing of the same grant not recorded in GFIS pending effectiveness.

LOANS THAT BECAME EFFECTIVE

(1 January - 30 September 2017)

No.	Country/ Loan No.	Fund	Project Name	Dept	Div	Net Loan Amount (\$ million)	Date of Loan Approval	Date of Loan Signing	Date of Loan Effectiveness	Time Elapsed Signing - Effectivity (Days)	(Months)	
PROJECT LOANS												
Armenia												
1.	3449	ARM	OCR	Armenia-Georgia Border Regional Road (M6 Vanadzor-Bagratashen) Improvement	CWRD	CWTC	52.026	28-Oct-16	9-Nov-16	24-Apr-17	166	5.5
Bangladesh												
2.	3438	BAN	OCR	South Asia Subregional Economic Cooperation Chittagong-Cox's Bazar Railway Phase 1 - Tranche 1	SARD	SATC	210.000	30-Sep-16	21-Jun-17	25-Sep-17	96	3.2
3.	3439	BAN	COL	South Asia Subregional Economic Cooperation Chittagong-Cox's Bazar Railway Phase 1 - Tranche 1	SARD	SATC	90.000	30-Sep-16	21-Jun-17	25-Sep-17	96	3.2
4.	3461	BAN	OCR	Natural Gas Infrastructure and Efficiency Improvement	SARD	SAEN	100.000	18-Nov-16	29-Dec-16	8-Mar-17	69	2.3
5.	3462	BAN	COL	Natural Gas Infrastructure and Efficiency Improvement	SARD	SAEN	67.652	18-Nov-16	29-Dec-16	8-Mar-17	69	2.3
6.	3468	BAN	COL	Skills for Employment Investment Program - Tranche 2	SARD	SAHS	100.000	24-Nov-16	14-Feb-17	30-Mar-17	44	1.4
7.	3522	BAN	OCR	Bangladesh Power System Enhancement and Efficiency Improvement	SARD	SAEN	600.000	29-Mar-17	29-May-17	22-Jun-17	24	0.8
8.	3523	BAN	COL	Bangladesh Power System Enhancement and Efficiency Improvement	SARD	SAEN	16.394	29-Mar-17	29-May-17	22-Jun-17	24	0.8
9.	6010	BAN	COL	City Region Development II	SARD	SAUW	5.000	15-Dec-16	1-Feb-17	1-Feb-17	-	-
Cambodia												
10.	3429	CAM	COL	Strengthening Public Financial Management Program (Subprogram 1) (TA Loan)	SERD	CARM	3.527	26-Sep-16	6-Oct-16	25-Jan-17	111	3.6
11.	3464	CAM	COL	Greater Mekong Subregion Health Security	SERD	SEHS	21.192	22-Nov-16	14-Dec-16	24-Jan-17	41	1.3
China, People's Republic of												
12.	3400	PRC	OCR	Shandong Groundwater Protection	EARD	EAER	150.000	29-Jun-16	13-Sep-16	10-Jan-17	119	3.9
13.	3401	PRC	OCR	Henan Hebi Qihe River Environmental Improvement and Ecological Conservation	EARD	EAER	150.000	29-Jun-16	14-Dec-16	13-Mar-17	89	2.9
14.	3444	PRC	OCR	Ningxia Liupanshan Poverty Reduction Rural Road Development	EARD	EATC	100.000	21-Oct-16	10-Apr-17	14-Jul-17	95	3.1
15.	3450	PRC	OCR	Fujian Farmland Sustainable Utilization and Demonstration	EARD	EAER	100.000	7-Nov-16	2-Mar-17	22-May-17	81	2.7
16.	3459	PRC	OCR	Chongqing Integrated Logistics Demonstration	EARD	EATC	150.000	14-Nov-16	5-Jun-17	15-Aug-17	71	2.3
17.	3475	PRC	OCR	Shaanxi Accelerated Energy Efficiency and Environment Improvement Financing	EARD	EAEN	150.000	28-Nov-16	29-Mar-17	13-Jun-17	76	2.5
18.	3485	PRC	OCR	Jiangxi Xinyu Kongmu River Watershed Flood Control and Environmental Improvement	EARD	EAER	150.000	6-Dec-16	2-Mar-17	9-May-17	68	2.2
19.	3501	PRC	OCR	Guangxi Regional Cooperation and Integration Promotion Investment Program - Tranche 1 (Project Loan)	EARD	EAPF	66.420	12-Dec-16	18-May-17	21-Aug-17	95	3.1
20.	3504	PRC	OCR	Air Quality Improvement in the Greater Beijing-Tianjin-Hebei Region - China National Investment and Guaranty Corporation's Green Financing Platform	EARD	EAEN	541.081	12-Dec-16	25-May-17	14-Aug-17	81	2.7
21.	3508	PRC	OCR	Guangxi Regional Cooperation and Integration Promotion Investment Program - Tranche 1 (Financial Intermediation Loan)	EARD	EAPF	63.580	12-Dec-16	18-May-17	28-Jul-17	71	2.3
Georgia												
22.	3441	GEO	OCR	Urban Services Improvement Investment Program - Tranche 6	CWRD	CWUW	99.000	4-Oct-16	15-Dec-16	2-Mar-17	77	2.5
India												
23.	3365	IND	OCR	Green Energy Corridor and Grid Strengthening	SARD	SAEN	500.000	9-Dec-15	23-Feb-17	22-Mar-17	27	0.9
24.	3386	IND	OCR	Uttar Pradesh Major District Roads Improvement	SARD	INRM	300.000	14-Apr-16	27-Jun-17	12-Sep-17	77	2.5
25.	3396	IND	OCR	Bihar New Ganga Bridge	SARD	SATC	500.000	24-Jun-16	15-Nov-16	26-Jan-17	72	2.4
26.	3413	IND	OCR	Kolkata Environmental Improvement Investment Program – Tranche 2	SARD	SAUW	200.000	16-Aug-16	21-Nov-16	10-Jan-17	50	1.6
27.	3430	IND	OCR	Visakhapatnam-Chennai Industrial Corridor Development Program - Project 1	SARD	SAUW	245.000	26-Sep-16	23-Feb-17	5-May-17	71	2.3
28.	3436	IND	OCR	Demand-Side Energy Efficiency Sector	SARD	SAEN	200.000	30-Sep-16	30-Mar-17	16-Jun-17	78	2.6
29.	3437	IND	OCR	Madhya Pradesh District Roads II Sector	SARD	INRM	350.000	30-Sep-16	22-Mar-17	15-May-17	54	1.8
30.	3521	IND	OCR	Solar Transmission Sector	SARD	SAEN	175.000	29-Mar-17	5-Apr-17	9-May-17	34	1.1
31.	3528	IND	OCR	Madhya Pradesh Urban Services Improvement	SARD	SAUW	275.000	18-May-17	19-Jun-17	21-Aug-17	63	2.1
Indonesia												
32.	3529	INO	OCR	Integrated Participatory Development and Management of Irrigation Program	SERD	SEER	500.000	18-May-17	31-Jul-17	8-Sep-17	39	1.3
Kazakhstan												
33.	3416	KAZ	OCR	CAREC Corridors 1 and 6 Connector Road (Aktobe-Makat) Reconstruction	CWRD	CWTC	240.300	26-Aug-16	7-Dec-16	11-Jul-17	216	7.1
Kyrgyz Republic												
34.	3432	KGZ	COL	Central Asia Regional Economic Cooperation Corridors 1 and 3 Connector Road	CWRD	CWTC	59.224	27-Sep-16	2-Dec-16	23-May-17	172	5.7
Lao People's Democratic Republic												

LOANS THAT BECAME EFFECTIVE

(1 January - 30 September 2017)

No.	Country/ Loan No.	Fund	Project Name	Dept	Div	Net Loan Amount (\$ million)	Date of Loan Approval	Date of Loan Signing	Date of Loan Effectiveness	Time Elapsed Signing - Effectivity (Days)	(Months)	
35.	3435	LAO	COL	Second Strengthening Higher Education	SERD	SEHS	16.722	29-Sep-16	8-Nov-16	6-Jan-17	59	1.9
36.	3465	LAO	COL	Greater Mekong Subregion Health Security	SERD	SEHS	4.036	22-Nov-16	3-Feb-17	29-Mar-17	54	1.8
Myanmar												
37.	3316	MYA	COL	Mandalay Urban Services Improvement	SERD	SEUW	60.000	12-Nov-15	9-Sep-16	19-Apr-17	222	7.3
38.	3466	MYA	COL	Greater Mekong Subregion Health Security	SERD	SEHS	12.000	22-Nov-16	11-Apr-17	10-Jul-17	90	3.0
39.	3472	MYA	COL	Equipping Youth for Employment	SERD	MYRM	98.490	28-Nov-16	22-Mar-17	19-Jun-17	89	2.9
40.	3477	MYA	COL	Irrigated Agriculture Inclusive Development	SERD	SEER	75.000	28-Nov-16	22-Mar-17	21-Jun-17	91	3.0
Nepal												
41.	3478	NEP	COL	South Asia Subregional Economic Cooperation Roads Improvement	SARD	SATC	188.851	1-Dec-16	18-Jan-17	2-Feb-17	15	0.5
Pakistan												
42.	3328	PAK	OCR	Second Power Distribution Enhancement Investment Program – Tranche 1	CWRD	CWEN	380.000	25-Nov-15	19-Nov-16	17-May-17	179	5.9
43.	3329	PAK	COL	Second Power Distribution Enhancement Investment Program – Tranche 1	CWRD	CWEN	20.080	25-Nov-15	19-Nov-16	17-May-17	179	5.9
44.	3378	PAK	OCR	Post-Flood National Highways Rehabilitation	CWRD	PRM	196.900	29-Mar-16	23-Jan-17	18-Apr-17	85	2.8
45.	3419	PAK	OCR	Second Power Transmission Enhancement Investment Program – Tranche 1	CWRD	CWEN	115.000	31-Aug-16	29-Nov-16	24-Feb-17	87	2.9
46.	3420	PAK	COL	Second Power Transmission Enhancement Investment Program – Tranche 1	CWRD	CWEN	10.170	31-Aug-16	29-Nov-16	24-Feb-17	87	2.9
47.	3470	PAK	OCR	Pehur High Level Canal Extension	CWRD	CWER	86.405	24-Nov-16	9-Jun-17	24-Aug-17	76	2.5
48.	3476	PAK	OCR	Access To Clean Energy Investment Program	CWRD	CWEN	325.000	25-Nov-16	7-Feb-17	2-Mar-17	23	0.8
49.	6009	PAK	OCR	Peshawar Sustainable Bus Rapid Transit Corridor	CWRD	CWUW	10.000	23-Nov-16	5-Jan-17	5-Jan-17	-	-
Papua New Guinea												
50.	3404	PNG	COL	Highlands Region Road Improvement Investment Program - Tranche 3	PARD	PNRM	38.830	19-Jul-16	6-Oct-16	4-Jan-17	90	3.0
51.	3408	PNG	OCR	Highlands Region Road Improvement Investment Program - Tranche 3	PARD	PNRM	70.410	19-Jul-16	6-Oct-16	4-Jan-17	90	3.0
52.	3496	PNG	OCR	Civil Aviation Development Investment Program - Tranche 3	PARD	PNRM	213.000	8-Dec-16	2-Mar-17	25-May-17	84	2.8
53.	3497	PNG	COL	Civil Aviation Development Investment Program - Tranche 3	PARD	PNRM	35.000	8-Dec-16	2-Mar-17	25-May-17	84	2.8
54.	3547	PNG	OCR	Sustainable Highlands Highway Investment Program - Tranche 1	PARD	PATE	272.000	10-Jul-17	19-Jul-17	8-Sep-17	51	1.7
55.	3548	PNG	COL	Sustainable Highlands Highway Investment Program - Tranche 1	PARD	PATE	30.961	10-Jul-17	19-Jul-17	8-Sep-17	51	1.7
Philippines												
56.	3389	PHI	OCR	Water District Development Sector	SERD	SEUW	60.000	22-Apr-16	19-May-16	17-Feb-17	274	9.0
Regional												
57.	3445	REG	COL	Higher Education in the Pacific Investment Program - Tranche 2	PARD	PAUS	15.497	21-Oct-16	3-Nov-16	13-Feb-17	102	3.4
Sri Lanka												
58.	3409	SRI	OCR	Supporting Electricity Supply Reliability Improvement	SARD	SAEN	115.000	26-Jul-16	19-Dec-16	29-Jun-17	192	6.3
59.	3431	SRI	COL	Local Government Enhancement Sector - Additional Financing	SARD	SLRM	60.000	27-Sep-16	2-Nov-16	12-Apr-17	161	5.3
60.	3483	SRI	OCR	Green Power Development and Energy Efficiency Improvement Investment Program - Tranche 2	SARD	SAEN	95.000	5-Dec-16	27-Dec-16	10-Jul-17	195	6.4
61.	3484	SRI	COL	Green Power Development and Energy Efficiency Improvement Investment Program - Tranche 2	SARD	SAEN	55.000	5-Dec-16	27-Dec-16	10-Jul-17	195	6.4
62.	6011	SRI	COL	Northern Province Sustainable Fisheries Development	SARD	SLRM	1.300	8-Mar-17	17-Mar-17	20-Mar-17	3	0.1
Tajikistan												
63.	3434	TAJ	COL	Water Resources Management in Pyanj River Basin	CWRD	CWER	19.444	28-Sep-16	15-Nov-16	8-Aug-17	266	8.7
64.	3451	TAJ	COL	Central Asia Regional Economic Cooperation Corridors 2, 5, and 6 (Dushanbe Kurgonteppa) Road	CWRD	CWTC	49.874	31-Oct-16	15-Nov-16	26-May-17	192	6.3
Timor-Leste												
65.	3456	TIM	COL	Dili to Baucau Highway	PARD	PATE	49.650	11-Nov-16	22-Dec-16	2-May-17	131	4.3
Tonga												
66.	3509	TON	COL	Outer Island Renewable Energy Project - Additional Financing	PARD	SPSO	2.557	14-Dec-16	31-Jan-17	28-Mar-17	56	1.8
Uzbekistan												
67.	3405	UZB	OCR	Small Business Finance	CWRD	CWPF	100.000	30-Jun-16	3-Mar-17	29-May-17	87	2.9
68.	3457	UZB	COL	Tashkent Province Water Supply Development	CWRD	CWUW	122.303	11-Nov-16	3-Mar-17	29-Aug-17	179	5.9
69.	3471	UZB	COL	Horticulture Value Chain Development	CWRD	CWER	154.796	25-Nov-16	3-Mar-17	28-Apr-17	56	1.8
70.	3481	UZB	OCR	Kashkadarya Regional Road	CWRD	CWTC	198.000	5-Dec-16	3-Mar-17	5-Apr-17	33	1.1
71.	3535	UZB	OCR	Affordable Rural Housing Program	CWRD	URM	500.000	1-Jun-17	6-Jul-17	18-Jul-17	12	0.4
Viet Nam												
72.	3340	VIE	OCR	Urban Environment and Climate Change Adaptation	SERD	SEUW	100.000	27-Nov-15	25-Mar-17	17-Jul-17	114	3.7

LOANS THAT BECAME EFFECTIVE
(1 January - 30 September 2017)

No.	Country/ Loan No.	Fund	Project Name	Dept	Div	Net Loan Amount (\$ million)	Date of Loan Approval	Date of Loan Signing	Date of Loan Effectiveness	Time Elapsed Signing - Effectivity (Days)	(Months)	
73.	3363	VIE	OCR	Ha Noi Metro Rail System (Line 3: Nhon-Ha Noi Station Section) – Additional Financing	SERD	VRM	59.000	10-Dec-15	8-Nov-16	5-May-17	178	5.9
74.	3364	VIE	COL	Ha Noi Metro Rail System (Line 3: Nhon-Ha Noi Station Section) – Additional Financing	SERD	VRM	5.804	10-Dec-15	8-Nov-16	5-May-17	178	5.9
75.	3391	VIE	OCR	Greater Mekong Subregion Ben Luc–Long Thanh Expressway – Tranche 2	SERD	SETC	286.000	20-May-16	9-Jan-17	5-May-17	116	3.8
76.	3467	VIE	COL	Greater Mekong Subregion Health Security	SERD	SEHS	80.482	22-Nov-16	24-Jan-17	24-Apr-17	90	3.0
77.	3494	VIE	COL	Second Secondary Education Sector Development Program (Project Loan)	SERD	SEHS	50.468	8-Dec-16	2-Mar-17	2-Jun-17	92	3.0
78.	3499	VIE	COL	Support to Border Areas Development	SERD	VRM	108.598	8-Dec-16	4-May-17	10-Aug-17	98	3.2
Total / Average Project						11,078.024				95	3.1	
POLICY-BASED LOANS												
Cambodia												
79.	3460	CAM	COL	Inclusive Financial Sector Development Program (Subprogram 1)	SERD	SEPF	38.632	17-Nov-16	14-Dec-16	14-Feb-17	62	2.04
Cook Islands												
80.	3479	COO	OCR	Disaster Resilience Program	PARD	PAUS	10.057	2-Dec-16	9-Dec-16	6-Feb-17	59	1.9
India												
81.	3424	IND	OCR	Visakhapatnam-Chennai Industrial Corridor Development	SARD	SAUW	125.000	20-Sep-16	23-Feb-17	5-May-17	71	2.3
Indonesia												
82.	3541	INO	OCR	Financial Market Development and Inclusion Program (Subprogram 2)	SERD	SEPF	400.000	28-Jun-17	18-Jul-17	7-Sep-17	51	1.7
Mongolia												
83.	3532	MON	OCR	Social Welfare Support Program Phase 2	EARD	EAPF	150.000	30-May-17	31-May-17	11-Aug-17	72	2.4
84.	3533	MON	OCR	Banking Sector Rehabilitation and Financial Stability Strengthening Program	EARD	EAPF	100.000	30-May-17	31-May-17	31-Jul-17	61	2.0
Nepal												
85.	3546	NEP	COL	South Asia Subregional Economic Cooperation Customs Reform and Modernization for Trade Facilitation Program	SARD	SARC	21.681	7-Jul-17	10-Sep-17	26-Sep-17	16	0.5
Pakistan												
86.	3537	PAK	OCR	Sustainable Energy Sector Reform Program (Subprogram 3)	CWRD	CWEN	300.000	15-Jun-17	16-Jun-17	16-Jun-17	-	-
87.	3538	PAK	COL	Public Sector Enterprises Reform Program (Subprogram 2)	CWRD	CWPF	300.000	22-Jun-17	22-Jun-17	22-Jun-17	-	-
Philippines												
88.	3505	PHI	OCR	Local Government Finance and Fiscal Decentralization Reform Program (Subprogram 2)	SERD	SEPF	250.000	13-Dec-16	15-Dec-16	22-Feb-17	69	2.3
Tajikistan												
89.	3513	TAJ	COL	Investment Climate Reforms Program - Subprogram 2	CWRD	CWPF	31.705	22-Dec-16	24-Jan-17	22-Sep-17	241	7.9
Tonga												
90.	3531	TON	COL	Building Macroeconomic Resilience Program (Subprogram 2)	PARD	PAUS	2.807	29-May-17	31-May-17	1-Jun-17	1	0.03
Viet Nam												
91.	3493	VIE	COL	Second Secondary Education Sector Development Program (Policy-Based Loan)	SERD	SEHS	50.468	8-Dec-16	2-Mar-17	2-Jun-17	92	3.0
Total / Average Policy-Based						1,780.350				61	2.0	
PROJECT + POLICY-BASED												
Concessional OCR lending						2,174.195				97	3.2	
Regular OCR lending						10,684.179				85	2.8	
Total / Average						12,858.374				90	3.0	

COL = concessional OCR lending, OCR = ordinary capital resources.

Source: Loan Financial Information System.

GRANTS THAT BECAME EFFECTIVE
(1 January - 30 September 2017)

No.	Country/ Grant No.	Project Name	Dept	Div	Grant Revised Amount (\$ million)	Date of Grant Approval	Date of Grant Signing	Date of Grant Effectiveness	Time Elapsed Signing - Effectivity		
									(Days)	(Months)	
A. Project											
Afghanistan											
1.	0508	AFG	Road Asset Management	CWRD	AFRM	25.500	31-Oct-16	12-Dec-16	5-Jan-17	24	0.8
2.	0521	AFG	Energy Supply Improvement Investment Program - Tranche 2	CWRD	CWEN	188.230	5-Dec-16	20-Dec-16	12-Apr-17	113	3.7
3.	0522	AFG	Energy Supply Improvement Investment Program - Tranche 2	CWRD	CWEN	225.770	5-Dec-16	20-Dec-16	12-Apr-17	113	3.7
4.	0523	AFG	Energy Supply Improvement Investment Program - Tranche 2	CWRD	CWEN	1.000	5-Dec-16	20-Dec-16	12-Apr-17	113	3.7
Bangladesh											
5.	9190	BAN	Bangladesh Power System Enhancement and Efficiency Improvement	SARD	SAEN	2.000	29-Mar-17	29-May-17	22-Jun-17	24	0.8
India											
6.	0495	IND	Visakhapatnam–Chennai Industrial Corridor Development Program - Project 1	SARD	SAUW	5.000	26-Sep-16	23-Feb-17	5-May-17	71	2.3
Kiribati											
7.	0502	KIR	South Tarawa Sanitation Improvement Sector - Additional Financing	PARD	SPSO	2.800	17-Oct-16	12-Dec-16	30-Jan-17	49	1.6
8.	0527	KIR	Road Rehabilitation - Additional Financing	PARD	SPSO	9.000	12-Dec-16	12-Dec-16	25-Jan-17	44	1.4
Kyrgyz Republic											
9.	0496	KGZ	Central Asia Regional Economic Cooperation Corridors 1 and 3 Connector Road	CWRD	CWTC	35.397	27-Sep-16	2-Dec-16	23-May-17	172	5.7
Lao People's Democratic Republic											
10.	0488	LAO	Greater Mekong Subregion Biodiversity Conservation Corridors - Additional Financing	SERD	LRM	12.840	9-Aug-16	18-Oct-16	6-Jan-17	80	2.6
11.	0500	LAO	Second Strengthening Higher Education	SERD	SEHS	23.470	29-Sep-16	8-Nov-16	6-Jan-17	59	1.9
12.	0503	LAO	Second Strengthening Technical and Vocational Education and Training	SERD	SEHS	25.000	18-Oct-16	8-Nov-16	3-Jan-17	56	1.8
13.	0516	LAO	Greater Mekong Subregion Health Security	SERD	SEHS	8.000	22-Nov-16	3-Feb-17	29-Mar-17	54	1.8
14.	0534	LAO	Northern Rural Infrastructure Development Sector - Additional Financing	SERD	LRM	35.600	31-May-17	16-Jun-17	26-Jul-17	40	1.3
Maldives											
15.	0489	MLD	Kulhudhuffushi Harbor Expansion	SARD	SATC	9.690	16-Aug-16	5-Oct-16	14-Feb-17	132	4.3
Marshall Islands											
16.	0536	RMI	Improving the Quality of Basic Education in the North Pacific	PARD	PAUS	6.500	3-Jul-17	7-Jul-17	10-Jul-17	3	0.1
Mongolia											
17.	9187	MON	Strengthening Community Resilience to Dzud and Forest and Steppe Fires	EARD	EAER	3.000	14-Sep-16	28-Oct-16	31-Jan-17	95	3.1
18.	9189	MON	Managing Soil Pollution in Ger Areas through Improved On-Site Sanitation	EARD	EAER	2.800	10-Nov-16	22-Dec-16	7-Feb-17	47	1.5
Myanmar											
19.	0455	MYA	Mandalay Urban Services Improvement	SERD	SEUW	4.000	12-Nov-15	9-Sep-16	19-Apr-17	222	7.3
Nepal											
20.	0520	NEP	South Asia Subregional Economic Cooperation Power System Expansion - Additional Financing	SARD	SAEN	20.000	29-Nov-16	18-Jan-17	19-May-17	121	4.0
Papua New Guinea											
21.	0485	PNG	Highlands Region Road Improvement Investment Program - Tranche 3	PARD	PNRM	19.990	19-Jul-16	6-Oct-16	4-Jan-17	90	3.0
22.	0538	PNG	Sustainable Highlands Highway Investment Program - Tranche 1	PARD	PATE	11.500	10-Jul-17	19-Jul-17	8-Sep-17	51	1.7

GRANTS THAT BECAME EFFECTIVE
(1 January - 30 September 2017)

No.	Country/ Grant No.	Project Name	Dept	Div	Grant Revised Amount (\$ million)	Date of Grant Approval	Date of Grant Signing	Date of Grant Effectiveness	Time Elapsed Signing - Effectivity		
									(Days)	(Months)	
Philippines											
23.	0477	PHI	Water District Development Sector	SERD	SEUW	2.000	22-Apr-16	19-May-16	17-Feb-17	274	9.0
Regional											
24.	0505	REG	Higher Education in the Pacific Investment Program - Tranche 2	PARD	PAUS	1.500	21-Oct-16	3-Nov-16	13-Feb-17	102	3.4
Solomon Islands											
25.	0514	SOL	Solar Power Development	PARD	PATE	2.240	21-Nov-16	19-Jan-17	5-Apr-17	76	2.5
26.	0515	SOL	Solar Power Development	PARD	PATE	6.200	21-Nov-16	19-Jan-17	5-Apr-17	76	2.5
Sri Lanka											
27.	0486	SRI	Supporting Electricity Supply Reliability Improvement – Renewable Energy Micro-Grid	SARD	SAEN	1.800	26-Jul-16	19-Dec-16	29-Jun-17	192	6.3
28.	0533	SRI	Second Sri Lanka Flood and Landslide Disaster Response	SARD	SLRM	2.000	8-Jun-17	9-Jun-17	9-Jun-17	-	-
29.	9186	SRI	Productive Energy Use for Small Isolated Island and Rural Communities	SARD	SAEN	2.000	26-Jul-16	19-Dec-16	29-Jun-17	192	6.3
Tajikistan											
30.	0498	TAJ	Water Resources Management in Pyanj River Basin	CWRD	CWER	5.850	28-Sep-16	15-Nov-16	8-Aug-17	266	8.7
31.	0509	TAJ	Central Asia Regional Economic Cooperation Corridors 2, 5, and 6 (Dushanbe–Kurgonteppa)	CWRD	CWTC	15.800	31-Oct-16	15-Nov-16	26-May-17	192	6.3
32.	0510	TAJ	Central Asia Regional Economic Cooperation Corridors 2, 5, and 6 (Dushanbe–Kurgonteppa)	CWRD	CWTC	2.000	31-Oct-16	15-Nov-16	26-May-17	192	6.3
33.	9188	TAJ	Water Resources Management in Pyanj River Basin	CWRD	CWER	3.000	28-Sep-16	15-Nov-16	8-Aug-17	266	8.7
Timor-Leste											
34.	0504	TIM	Road Network Upgrading - Additional Financing	PARD	PATE	22.620	19-Oct-16	22-Nov-16	20-Feb-17	90	3.0
Tonga											
35.	0528	TON	Outer Island Renewable Energy - Additional Financing	PARD	SPSO	2.500	14-Dec-16	31-Jan-17	28-Mar-17	56	1.8
Tuvalu											
36.	0511	TUV	Outer Island Maritime Infrastructure	PARD	PATE	8.300	16-Nov-16	11-Apr-17	30-Aug-17	141	4.6
37.	0512	TUV	Outer Island Maritime Infrastructure (Disaster Response Facility)	PARD	PATE	3.000	16-Nov-16	11-Apr-17	30-Aug-17	141	4.6
38.	0513	TUV	Outer Island Maritime Infrastructure	PARD	PATE	0.500	16-Nov-16	11-Apr-17	30-Aug-17	141	4.6
Vanuatu											
39.	0526	VAN	Port Vila Urban Development - Additional Financing	PARD	PAUS	2.870	8-Dec-16	16-Feb-17	18-Apr-17	61	2.0
Viet Nam											
40.	0462	VIE	Urban Environment and Climate Change Adaptation	SERD	SEUW	4.000	27-Nov-15	25-Mar-17	17-Jul-17	114	3.7
41.	0483	VIE	Greater Mekong Subregion Flood and Drought Risk Management and Mitigation - Additional Financing	SERD	VRM	1.800	15-Jan-16	20-Jul-17	20-Jul-17	-	-
Total Project / Average						767.067				106	3.5
B. Policy-Based											
Samoa											
42.	0525	SAM	Fiscal Resilience Improvement Program (Subprogram 1)	PARD	SPSO	5.000	7-Dec-16	11-Jan-17	14-Mar-17	62	2.0
Tajikistan											
43.	0530	TAJ	Investment Climate Reforms Program - Subprogram 2	CWRD	CWPF	19.240	22-Dec-16	24-Jan-17	22-Sep-17	241	7.9

GRANTS THAT BECAME EFFECTIVE
(1 January - 30 September 2017)

Country/ No. Grant No.	Project Name	Dept	Div	Grant Revised Amount (\$ million)	Date of Grant Approval	Date of Grant Signing	Date of Grant Effectiveness	Time Elapsed Signing - Effectivity	
								(Days)	(Months)
Tonga									
44. 0532	TON Building Macroeconomic Resilience Program (Subprogram 2)	PARD	PAUS	2.250	29-May-17	31-May-17	1-Jun-17	1	0.03
Total Policy-Based / Average				26.490				101	3.3
PROJECT + POLICY-BASED									
ADF Total / Average				433.367				92	3.2
Special Funds Total / Average				2.000				-	-
Other Sources Total / Average				358.190				119	3.9
Total / Average				793.557				106	3.5

Source: Grant Financial Information System (GFIS).

LOANS AWAITING EFFECTIVENESS
(as of 30 September 2017)

No.	Country / Loan No.	Fund	Project Name	Dept	Div	Principal Loan Amount (\$ million)	Approval Date	Date Signed	Time Elapsed Approval to Signing (Days)	Time Elapsed from Signing ¹ (Days)	(Months)	Remarks
PROJECT LOANS												
Bangladesh												
1.	3367 BAN	OCR	Second Small and Medium-Sized Enterprise Development	SARD	BRM	200.000	19-Jan-16	18-Jan-17	365	255	8.4	Loan effectiveness deadline extended to 18 Dec 2017. Awaiting for legal opinion on Subsidiary Loan Agreement from Legislative and Parliamentary Affairs Division.
2.	3550 BAN	OCR	Third Urban Governance and Infrastructure Improvement (Sector) - Additional Financing	SARD	SAUW	100.000	8-Aug-17	19-Sep-17	42	11	0.4	Loan became effective on 25 Oct 2017.
3.	3551 BAN	COL	Third Urban Governance and Infrastructure Improvement (Sector) - Additional Financing	SARD	SAUW	100.000	8-Aug-17	19-Sep-17	42	11	0.4	Loan became effective on 25 Oct 2017.
China, People's Republic of												
4.	3443 PRC	OCR	Qinghai Haidong Urban-Rural Eco Development	EARD	EASS	150.000	19-Oct-16	23-Aug-17	308	38	1.2	Awaiting update from the Ministry of Finance.
5.	3536 PRC	OCR	Hebei Elderly Care Development	EARD	EASS	100.000	6-Jun-17	17-Jul-17	41	75	2.5	Loan became effective on 26 Oct 2017.
Georgia												
6.	3520 GEO	OCR	Batumi Bypass Road	CWRD	CWTC	127.816	28-Mar-17	12-Jun-17	76	110	3.6	Loan became effective on 11 Oct 2017.
7.	3524 GEO	OCR	Secondary Road Improvement	CWRD	CWTC	80.000	30-Mar-17	19-Jun-17	81	103	3.4	Loan became effective on 16 Oct 2017.
India												
8.	3534 IND	OCR	Rajasthan State Highway Investment Program - Tranche 1	SARD	SATC	220.000	30-May-17	3-Jul-17	34	89	2.9	Loan effectiveness deadline extended to 16 Oct 2017.
Kyrgyz Republic												
9.	3422 KGZ	COL	Toktogul Rehabilitation Phase 3	CWRD	CWEN	61.094	8-Sep-16	13-Dec-16	96	291	9.6	Loan effectiveness deadline extended to 7 Nov 2017 to allow sufficient time for approval process of Government requirements on ratification and signing of the service-level agreement.
Nepal												
10.	3542 NEP	COL	Power Transmission and Distribution Efficiency Enhancement	SARD	SAEN	154.373	29-Jun-17	10-Sep-17	73	20	0.7	Effectiveness expected in Q4 2017.
Pakistan												
11.	3469 PAK	OCR	Supporting Public-Private Partnership Investments in Sindh Province	CWRD	PRM	100.000	24-Nov-16	12-Sep-17	292	18	0.6	Effectiveness expected in Dec 2017.
12.	3543 PAK	OCR	Peshawar Sustainable Bus Rapid Transit Corridor	CWRD	CWUW	325.000	30-Jun-17	12-Sep-17	74	18	0.6	Effectiveness expected on 31 Oct 2017.
Papua New Guinea												
13.	3544 PNG	OCR	Town Electrification Investment Program – Tranche 2	PARD	PATE	55.900	4-Jul-17	19-Jul-17	15	73	2.4	Loan became effective on 12 Oct 2017.
14.	3545 PNG	COL	Town Electrification Investment Program – Tranche 2	PARD	PATE	5.176	4-Jul-17	19-Jul-17	15	73	2.4	Loan became effective on 12 Oct 2017.
Vanuatu												
15.	3552 VAN	COL	Cyclone Pam Road Reconstruction - Additional Financing	PARD	PLCO	4.185	9-Aug-17	1-Sep-17	23	29	1.0	Effectiveness expected on 7 Nov 2017.
Total Project / Average						1,783.544			105	81	2.7	
POLICY-BASED LOANS												
Sri Lanka												
16.	3446 SRI	OCR	Capital Market Development Program	SARD	SAPF	250.000	26-Oct-16	24-Nov-16	29	310	10.2	Loan effectiveness deadline extended to 26 Oct 2017 to be able to complete the five policy conditions.
Viet Nam												
17.	3502 VIE	OCR	Improving Public Expenditure Quality Program (Subprogram 1)	SERD	SEPF	82.700	13-Dec-16	26-May-17	164	127	4.2	This loan will be cancelled because the cap for public debt has been exceeded.
18.	3503 VIE	COL	Improving Public Expenditure Quality Program (Subprogram 1)	SERD	SEPF	120.813	13-Dec-16	26-May-17	164	127	4.2	The President of Viet Nam has not ratified the signed loan agreement, pending additional clarification by the Government on the impacts of the proposed loan to the overall national public debt. Memo to extend the loan effectiveness date to 30 Dec 2017 is being prepared.
Total Policy-Based / Average						453.513			119	188	6.2	

LOANS AWAITING EFFECTIVENESS
(as of 30 September 2017)

No.	Country / Loan No.	Fund	Project Name	Dept	Div	Principal Loan Amount (\$ million)	Approval Date	Date Signed	Time Elapsed Approval to Signing (Days)	Time Elapsed from Signing ^a (Days) (Months)	Remarks
PROJECT + POLICY-BASED											
			Concessional OCR lending / Average			445,641			69	92	3.0
			Regular OCR lending / Average			1,791,416			127	102	3.4
			Total / Average			2,237,057			107	99	3.2

COL = concessional OCR lending, OCR = ordinary capital resources.

Sources: Loan Financial Information System, Regional Departments.

^a No. of days from loan signing to cut-off date (30 September 2017).

GRANTS AWAITING EFFECTIVENESS
(as of 30 September 2017)

No.	Country/ Grant No.	Fund	Project Name	Dept.	Div.	Grant Amount (\$ million)	Approval Date	Date Signed	Time Elapsed Approval to Signing (Days)	Time Elapsed from Signing ^a (Days)	(Months)	Remarks	
A. Project													
Bangladesh													
1.	0524	BAN	UCCRT	Coastal Towns Environmental Infrastructure - Additional Financing	SARD	BRM	6.000	5-Dec-16	11-May-17	157	142	4.7	Revised Grant Agreement and Project Agreement has been sent to the Executing Agency on 26 Sep 2017. Effectiveness is expected on 31 Dec 2017.
Kyrgyz Republic													
2.	0494	KGZ	ADF	Toktogul Rehabilitation Phase 3	CWRD	CWEN	50.000	8-Sep-16	13-Dec-16	96	291	9.6	Effectiveness deadline extended to 7 Nov 2017. The Subsidiary Loan Agreement between the Ministry of Finance and Electric Power Plants is undergoing approval process in the Prime Minister's Office.
Micronesia, Federated States of													
3.	0535	FSM	ADF	Improving the Quality of Basic Education in the North Pacific	PARD	PAUS	6.500	3-Jul-17	7-Jul-17	4	85	2.8	Grant made effective on 5 Oct 2017.
4.	0537	FSM	AUSG	Improving the Quality of Basic Education in the North Pacific	PARD	PAUS	1.800	3-Jul-17	7-Jul-17	4	85	2.8	Grant made effective on 5 Oct 2017.
Pakistan													
5.	0518	PAK	DPECP	Supporting Public-Private Partnership Investments in Sindh Province	CWRD	PRM	19.235	24-Nov-16	12-Sep-17	292	18	0.6	Effectiveness expected in Dec 2017.
Samoa													
6.	0539	SAM	AUSG	Samoa AgriBusiness Support - Additional Financing	PARD	PLCO	0.750	18-Jul-17	8-Sep-17	52	22	0.7	Recently signed grant.
Vanuatu													
7.	0540	VAN	ADF	Cyclone Pam Road Reconstruction - Additional Financing	PARD	PLCO	4.100	9-Aug-17	1-Sep-17	23	29	1.0	Effectivity expected on 7 Nov 2017.
Total Project / Average						88.385			90	96	3.2		
B. Policy-Based													
Total Policy-Based / Average						0.000			0	0	0.0		
PROJECT + POLICY-BASED													
ADF Total / Average						60.600			41	135	4.4		
Special Funds Total / Average						-			-	-	-		
Other Sources Total / Average						27.785			126	67	2.2		
Total / Average						88.385			90	96	3.2		

ADF = Asian Development Fund; AUSG = Australian Grant; DPECP = Pakistan Economic Corridors Programme; UCCRT = Urban Climate Change Resilience T.F..
Sources: Grant Financial Information System, Regional Departments.

^a No. of days from signing to cut-off date (30 September 2017).

LOANS CLOSED
(1 January - 30 September 2017)

No.	Country / Loan No.	Fund	Project Name	Dept	Div	Principal Loan	Cumulative	Cumulative	Original	Actual	Delays in Loan		
						Amount	Loan	Loan			Closing	Closing	Closing Date
						(\$ million)	Disbursements	Cancellation	Date	Date	(Days)		
A. Project													
Bangladesh													
1.	1881	BAN	COL	Post Literacy and Continuing Education Project	SARD	BRM	76.895	33.778	43.117	31-Dec-08	8-Jun-17	3,081	101.3
2.	2316	BAN	OCR	Railway Sector Investment Program - Tranche 1	SARD	BRM	100.000	99.931	0.069	30-Jun-11	4-May-17	2,135	70.2
3.	2317	BAN	COL	Railway Sector Investment Program - Subproject 1	SARD	BRM	29.421	23.986	5.435	30-Jun-11	4-May-17	2,135	70.2
4.	2580	BAN	COL	South Asia Tourism Infrastructure Development (Regional)	SARD	BRM	11.103	10.982	0.121	15-Mar-15	14-Feb-17	702	23.1
5.	2623	BAN	COL	Natural Gas Access Improvement	SARD	BRM	4.804	1.413	3.391	30-Sep-15	5-Jan-17	463	15.2
6.	2688	BAN	COL	Subregional Transport Project Preparatory	SARD	SATC	22.091	22.091	-	31-Dec-13	24-Jan-17	1,120	36.8
7.	3097	BAN	OCR	Railway Sector Investment Program - Tranche 3	SARD	BRM	100.000	72.648	27.352	9-Oct-16	4-May-17	207	6.8
Cambodia													
8.	2599	CAM	COL	Tonle Sap Poverty Reduction and Smallholder Development	SERD	CARM	3.206	3.206	-	28-Feb-18	18-Jul-17	(225)	(7.4)
China, People's Republic of													
9.	2491	PRC	OCR	Guangxi Wuzhou Urban Development	EARD	EASS	100.000	97.953	2.047	31-Dec-14	31-Jul-17	943	31.0
10.	2835	PRC	OCR	Hebei Energy Efficiency Improvement and Emission Reduction	EARD	EAEN	100.000	100.000	-	30-Jun-17	30-Jun-17	-	-
Georgia													
11.	2974	GEO	COL	Regional Power Transmission Enhancement Project	CWRD	CWEN	43.528	43.528	-	31-Dec-16	12-May-17	132	4.3
India													
12.	2309	IND	OCR	Uttaranchal Power Sector Investment Program - Tranche 1	SARD	SAEN	41.920	22.900	19.020	30-Jun-12	8-Feb-17	1,684	55.4
13.	2444	IND	OCR	Orissa Integrated Irrigated Agriculture and Water Management Investment Program - Tranche 1	SARD	SAER	16.500	16.500	-	30-Sep-13	14-Feb-17	1,233	40.5
14.	2498	IND	OCR	Uttarakhand Power Sector Investment Program - Tranche 2	SARD	SAEN	62.400	9.307	53.093	30-Jun-12	8-Feb-17	1,684	55.4
15.	2502	IND	OCR	Uttarakhand Power Sector Investment Program - Tranche 3	SARD	SAEN	30.600	25.409	5.191	30-Jun-12	8-Feb-17	1,684	55.4
16.	2638	IND	OCR	North Karnataka Urban Sector Investment Program - Tranche 2	SARD	INRM	123.000	116.072	6.928	30-Jun-16	20-Apr-17	294	9.7
17.	2660	IND	OCR	National Capital Region Urban Infrastructure Financing Facility - Tranche 1	SARD	SAUW	78.000	60.000	18.000	31-Dec-14	31-May-17	882	29.0
18.	2882	IND	OCR	North Karnataka Urban Sector Investment Program-Tranche 3	SARD	INRM	60.000	43.368	16.632	30-Jun-16	20-Apr-17	294	9.7
19.	2924	IND	OCR	Uttarakhand Power Sector Investment Program - Tranche 4	SARD	SAEN	150.000	7.281	142.719	30-Mar-16	8-Feb-17	315	10.4
20.	3048	IND	OCR	Accelerating Infrastructure Investment Facility in India - Tranche 1	SARD	SAPF	400.000	400.000	-	31-Dec-16	25-Jan-17	25	0.8
21.	3088	IND	OCR	North Karnataka Urban Sector Investment Program-Tranche 4	SARD	INRM	63.300	42.559	20.741	5-Dec-16	20-Apr-17	136	4.5
Indonesia													
22.	2500	INO	OCR	Integrated Citarum Water Resources Management Investment Program - Tranche 1	SERD	IRM	20.000	17.232	2.768	30-Jun-14	7-Sep-17	1,165	38.3
23.	2501	INO	COL	Integrated Citarum Water Resources Management Investment Program - Tranche 1	SERD	IRM	29.771	24.583	5.188	30-Jun-14	7-Sep-17	1,165	38.3
Kiribati													
24.	2718	KIR	COL	Road Rehabilitation	PARD	SPSO	11.262	11.083	0.179	30-Oct-13	31-May-17	1,309	43.0
Pakistan													
25.	2290	PAK	COL	Power Transmission Enhancement Investment Program	CWRD	PRM	9.850	4.272	5.578	31-Dec-16	23-Aug-17	235	7.7
26.	2300	PAK	COL	Punjab Irrigated Agriculture Investment Program - Punjab Irrigated Agriculture Project Preparation Facility	CWRD	CWER	10.075	10.075	-	30-Sep-13	21-Sep-17	1,452	47.7
27.	3214	PAK	COL	Public Sector Enterprise Reforms	CWRD	CWEN	18.714	-	18.714	30-Jun-20	19-Jul-17	(1,077)	(35.4)
Papua New Guinea													
28.	2496	PNG	COL	Highlands Region Road Improvement Investment Program - Tranche 1	PARD	PNRM	70.486	70.486	-	30-Jun-13	7-Aug-17	1,499	49.3

LOANS CLOSED
(1 January - 30 September 2017)

No.	Country / Loan No.	Fund	Project Name	Dept	Div	Principal Loan	Cumulative	Cumulative	Original	Actual	Delays in Loan	
						Amount	Loan	Loan			Closing	Closing
						(\$ million)	Disbursements	Cancellation	Date	Date	(Days)	(Mos.)
							(\$ million)	(\$ million)				
29.	2497 PNG	COL	Highlands Region Road Improvement Investment Program - Tranche 1	PARD	PNRM	28.930	28.926	0.004	30-Jun-13	7-Aug-17	1,499	49.3
Philippines												
30.	2311 PHI	OCR	Integrated Coastal Resources Management	SERD	SEER	33.800	20.651	13.149	30-Jun-13	26-May-17	1,426	46.9
31.	2662 PHI	OCR	Social Protection Support	SERD	SEHS	400.000	400.000	-	31-Mar-16	5-Jun-17	431	14.2
Sri Lanka												
32.	2477 SRI	COL	Dry Zone Urban Water and Sanitation	SARD	SLRM	58.073	44.800	13.273	30-Jun-14	31-Aug-17	1,158	38.1
33.	2626 SRI	OCR	Conflict-Affected Region Emergency	SARD	SLRM	150.000	138.172	11.828	30-Sep-13	24-Jul-17	1,393	45.8
34.	2767 SRI	OCR	National Highways Sector (Additional Financing)	SARD	SLRM	85.000	78.878	6.122	30-Jun-16	11-Sep-17	438	14.4
35.	3222 SRI	COL	Integrated Road Investment Program - Tranche 2	SARD	SLRM	8.426	8.426	-	30-Sep-19	7-Apr-17	(906)	(29.8)
36.	3326 SRI	COL	Integrated Road Investment Program - Tranche 3	SARD	SLRM	24.691	24.691	-	30-Sep-21	27-Mar-17	(1,648)	(54.2)
Thailand												
37.	2608 THA	OCR	Greater Mekong Subregion: Highway Expansion	SERD	SETC	77.100	69.410	7.690	30-Jun-15	10-Jan-17	560	18.4
Turkmenistan												
38.	2737 TKM	OCR	North-South Railway	CWRD	CWTC	125.000	116.273	8.727	31-Mar-13	22-Mar-17	1,452	47.7
Uzbekistan												
39.	2492 UZB	OCR	Water Resources Management Sector	CWRD	URM	85.000	75.430	9.570	30-Jun-15	29-May-17	699	23.0
40.	2493 UZB	COL	Water Resources Management Sector	CWRD	URM	15.165	6.884	8.281	30-Jun-15	29-May-17	699	23.0
41.	2746 UZB	OCR	Central Asia Regional Economic Cooperation Corridor 2 Road Investment Program - Tranche 2	CWRD	URM	240.000	183.556	56.444	30-Jun-14	11-Aug-17	1,138	37.4
42.	3039 UZB	OCR	Housing for Integrated Rural Development Investment Program - Tranche 2	CWRD	URM	200.000	199.531	0.469	31-Mar-16	31-May-17	426	14.0
43.	3271 UZB	OCR	Housing for Integrated Rural Development Investment Program - Tranche 3	CWRD	URM	100.000	98.416	1.584	30-Jun-17	8-Feb-17	(142)	(4.7)
Viet Nam												
44.	2460 VIE	COL	GMS: Ha Noi-Lang Son, GMS: Ha Long-Mong Cai, and Ben Luc-Long Thanh Expressways Technical Assistance	SERD	SETC	24.290	18.958	5.332	31-Dec-13	8-May-17	1,224	40.2
45.	2511 VIE	COL	Thanh Hoa City Comprehensive Socioeconomic Development	SERD	VRM	71.795	65.538	6.257	31-Dec-14	31-Mar-17	821	27.0
46.	2610 VIE	OCR	Mong Duong 1 Thermal Power Project - Tranche 2	SERD	SEEN	902.850	880.134	22.716	31-Dec-14	9-Jun-17	891	29.3
47.	2653 VIE	COL	Skills Enhancement	SERD	SEHS	19.139	5.980	13.159	29-Feb-16	24-Feb-17	361	11.9
Total Project / Average						4,436.185	3,855.297	580.888			779	25.6
B. Policy-Based												
Azerbaijan												
48.	3486 AZE	OCR	Countercyclical Support Facility Program	CWRD	CWPF	500.000	500.000	-	28-Feb-17	2-Feb-17	(26)	(0.9)
Bhutan												
49.	3258 BHU	COL	Strengthening Economic Management Program II	SARD	SAPF	19.967	19.967	-	31-Dec-16	30-May-17	150	4.9
Cambodia												
50.	2673 CAM	COL	Water Resources Management Sector Development Program (Program Loan)	SERD	SEER	19.468	19.468	-	30-Jun-13	23-Jun-17	1,454	47.8
51.	3415 CAM	COL	Decentralized Public Service and Financial Management Sector Development Program (Subprogram 2) (Policy-Based Loan)	SERD	SEPF	14.382	14.382	-	30-Jun-17	13-Feb-17	(137)	(4.5)
52.	3426 CAM	COL	Upper Secondary Education Sector Development Program (Policy-Based Loan)	SERD	SEHS	14.634	14.634	-	30-Jun-17	31-May-17	(30)	(1.0)
53.	3428 CAM	COL	Strengthening Public Financial Management Program (Subprogram 1) (Policy-Based Loan)	SERD	CARM	25.777	25.777	-	30-Jun-17	24-Apr-17	(67)	(2.2)
54.	3460 CAM	COL	Inclusive Financial Sector Development Program (Subprogram 1)	SERD	SEPF	38.632	38.632	-	30-Jun-17	11-Apr-17	(80)	(2.6)
Indonesia												
55.	3454 INO	OCR	Fiscal and Public Expenditure Management Program (Subprogram 1)	SERD	SEPF	500.000	500.000	-	30-Jun-17	3-Mar-17	(119)	(3.9)
Pakistan												

LOANS CLOSED
(1 January - 30 September 2017)

No.	Country / Loan No.	Fund	Project Name	Dept	Div	Principal Loan	Cumulative	Cumulative	Original	Actual	Delays in Loan		
						Amount	Loan	Loan			Closing	Closing	Closing Date
						(\$ million)	Disbursements	Cancellation	Date	Date	(Days)		
56.	3398	PAK	OCR	Public Sector Enterprises Reform Program (Subprogram 1)	CWRD	CWPF	200.000	200.000	-	30-Jun-17	30-Jun-17	-	-
57.	3399	PAK	COL	Public Sector Enterprises Reform Program (Subprogram 1)	CWRD	CWPF	98.630	98.630	-	30-Jun-17	30-Jun-17	-	-
58.	3537	PAK	OCR	Sustainable Energy Sector Reform Program (Subprogram 3)	CWRD	CWEN	300.000	300.000	-	30-Jun-17	30-Jun-17	-	-
Tonga													
59.	3531	TON	COL	Building Macroeconomic Resilience Program (Subprogram 2)	PARD	PAUS	2.807	2.807	-	30-Sep-17	11-Sep-17	(19)	(0.6)
Total Policy-Based / Average						1,734.297	1,734.297	-	Average Policy-Based		94	3.1	
PROJECT + POLICY-BASED													
Concessional OCR lending / Average						826.012	697.983	128.029			568	18.7	
Regular OCR lending / Average						5,344.470	4,891.611	452.859			708	23.3	
Total / Average						6,170.482	5,589.594	580.888			639	21.0	

C. Terminations (Not Signed)**Azerbaijan**

1.	3411	AZE	OCR	Water Supply and Sanitation Investment Program – Tranche 4 (Additional Financing)	CWRD	CWUW	-	-	-	31-May-18	9-Aug-17	-	-
----	------	-----	-----	---	------	------	---	---	---	-----------	----------	---	---

D. Cancellation (Not Effective)

None

COL = concessional OCR lending, OCR = ordinary capital resources.

Source: Loan Financial Information System.

LOANS CLOSED IN THE PREVIOUS YEAR BUT REPORTED ONLY IN THE CURRENT YEAR

No.	Country / Loan No.	Fund	Project Name	Dept	Div	Principal Loan Amount (\$ million)	Cumulative Loan Disbursements (\$ million)	Cumulative Loan Cancellation (\$ million)	Original Closing Date	Actual Closing Date	Delays in Loan Closing Date (Days) (Mos.)	
Cambodia												
1.	2670	CAM	COL Rural Roads Improvement	SERD	SETC	34.291	33.554	0.737	30-Jun-16	13-Dec-16	166	5.5
China, People's Republic of												
2.	2574	PRC	OCR Hebei Small Cities and Towns Development Demonstration Sector	EARD	PRCM	100.000	97.259	2.741	30-Jun-16	19-Dec-16	172	5.7

Terminations (Not Signed)

Viet Nam												
3.	3373	VIE	OCR Water Sector Investment Program – Tranche 4	SERD	VRM				30-Jun-21	16-Dec-16		

COL = concessional OCR lending, OCR = ordinary capital resources.

Source: Loan Financial Information System.

GRANTS CLOSED
(1 January - 30 September 2017)

No.	Country/ Grant No.	Fund	Project Name	Dept	Div	Grant Amount (\$ million)	Cumulative Grant Disbursements (\$ million)	Cumulative Grant Cancellation (\$ million)	Approval Date	Signing Date	Effectivity Date	Original Closing Date	Actual Closing Date	Delays in Grant Closing Date (Days) (Mos.)			
A. Project																	
Afghanistan																	
1.	9165	AFG	JFPR	Community-Based Irrigation Rehabilitation and Development	CWRD	AFRM	10.000	9.422	0.5777	6-Jul-12	19-Sep-12	19-Sep-12	30-Mar-17	6-Jul-17	98	3.2	
Cambodia																	
2.	0156	CAM	ADF	Second Rural Water Supply and Sanitation Sector	SERD	SEUW	21.000	20.998	0.0015	15-Sep-09	17-Sep-09	27-Nov-09	31-Dec-15	24-Aug-17	602	19.8	
3.	0222	CAM	ADF	Public Financial Management for Rural Development Program (Project Grant)	SERD	CARM	5.000	4.445	0.5553	30-Sep-10	22-Oct-10	8-Apr-11	30-Sep-13	10-Feb-17	1,229	40.4	
4.	0224	CAM	ADF	Capacity Development to Support the Promoting Economic Diversification Program	SERD	SEPF	5.000	4.547	0.4535	30-Sep-10	22-Oct-10	11-Jan-11	30-Sep-14	9-May-17	952	31.3	
China, People's Republic of																	
5.	0196	PRC	CLCF	Tianjin Integrated Gasification Combined Cycle Power Plant	EARD	EAEN	5.000	4.868	0.132	8-Feb-10	28-May-10	16-Aug-10	31-Dec-15	19-Jul-17	566	18.6	
Fiji																	
6.	0466	FIJ	APDRF	Fiji Cyclone Emergency Response	PARD	SPSO	2.000	2.000	-	24-Feb-16	28-Feb-16	28-Feb-16	28-Aug-16	18-Jan-17	143	4.7	
Indonesia																	
7.	0216	INO	GEF	Citarum Watershed Management and Biodiversity Conservation	SERD	IRM	3.750	3.615	0.135	4-Aug-10	4-Oct-10	12-Nov-10	30-Jun-14	30-May-17	1,065	35.0	
Kiribati																	
8.	0470	KIR	ADF	Road Rehabilitation - Additional Financing	PARD	SPSO	2.400	2.400	0.0001	11-Dec-15	16-Feb-16	1-Mar-16	28-Feb-17	31-May-17	92	3.0	
Kyrgyz Republic																	
9.	6002	KGZ	ADF	Central Asia Regional Economic Cooperation Corridors 1 and 3 Connector Road	CWRD	CWTC	1.323	1.323	-	2-Jun-15	15-Jun-15	25-Jan-16	31-Dec-16	18-Jul-17	199	6.5	
Lao People's Democratic Republic																	
10.	0166	LAO	ADF	Strengthening Higher Education	SERD	LRM	24.800	24.800	-	5-Oct-09	23-Oct-09	17-Dec-09	30-Jun-16	8-Aug-17	404	13.3	
Mongolia																	
11.	0475	MON	APDRF	Dzud Disaster Response	EARD	MNRM	2.000	2.000	0.00001	6-Apr-16	11-Apr-16	13-Apr-16	11-Oct-16	6-Mar-17	146	4.8	
Myanmar																	
12.	0436	MYA	APDRF	Myanmar Flood Emergency Response	SERD	MYRM	3.000	3.000	-	21-Aug-15	2-Sep-15	2-Sep-15	2-Mar-16	2-Aug-17	518	17.0	
Nepal																	
13.	0215	NEP	ADF	Detailed Engineering Study for the Upper Seti Hydropower	SARD	SAEN	2.500	2.499	0.001	2-Sep-10	23-Dec-10	23-Mar-11	31-Mar-13	19-Jan-17	1,390	45.7	
Philippines																	
14.	0071	PHI	GEF	Integrated Coastal Resources Management	SERD	SEER	9.000	5.831	3.169	23-Jan-07	28-Mar-07	29-Jun-07	30-Jun-13	5-Jun-17	1,436	47.2	
15.	9162	PHI	JFPR	Promoting Partnerships and Innovation in Poor and Underserved Communities	SERD	SEHS	1.500	1.466	0.034	9-Apr-12	22-May-12	22-May-12	30-Nov-15	2-May-17	519	17.1	
Samoa																	
16.	9166	SAM	JFPR	Community Sanitation	PARD	SPSO	2.000	1.714	0.286	31-Jul-12	29-Aug-12	29-Aug-12	31-Jan-17	5-Sep-17	217	7.1	
Solomon Islands																	
17.	0243	SOL	ADF	Transport Sector Development	PARD	PLCO	12.000	12.000	0.000	15-Dec-10	6-Apr-11	5-Jul-11	31-Jul-16	19-Jul-17	353	11.6	
Sri Lanka																	
18.	0130	SRI	NETH	Dry Zone Urban Water and Sanitation	SARD	SLRM	2.000	1.758	0.242	28-Nov-08	29-Jun-09	13-Nov-09	30-Jun-14	23-Aug-17	1,150	37.8	
19.	9154	SRI	JFPR	Improving Community-Based Rural Water Supply and Sanitation in Post-Conflict Areas of Jaffna and Kilinochchi	SARD	SLRM	2.000	1.948	0.052	4-Feb-11	1-Aug-11	1-Aug-11	30-Jun-14	13-Jul-17	1,109	36.5	
Tajikistan																	
20.	0124	TAJ	ADF	Nurek 500 kV Switchyard Reconstruction	CWRD	TJRM	54.770	54.755	0.015	17-Nov-08	26-Dec-08	20-Mar-09	31-Jul-14	3-Apr-17	977	32.1	
21.	0301	TAJ	ADF	Central Asia Regional Economic Cooperation Corridor 6 (Ayni-Uzbekistan Border Road) Improvement	CWRD	TJRM	100.000	99.993	0.007	11-Sep-12	2-Oct-12	5-Nov-12	30-Sep-16	7-Aug-17	311	10.2	
22.	9171	TAJ	JFPR	Improved Maternal and Child Health through Connectivity	CWRD	TJRM	2.500	2.492	0.008	7-Mar-13	9-Apr-13	9-Apr-13	31-Mar-16	16-Mar-17	350	11.5	
														Average Project		628	20.7
B. Policy-Based																	
Nepal																	
23.	0305	NEP	ADF	Strengthening Public Management Program (Policy-based)	SARD	NRM	21.000	21.000	-	26-Sep-12	27-Dec-12	26-Aug-13	31-Oct-15	6-Apr-17	523	17.2	
24.	0306	NEP	UKNIG	Strengthening Public Management Program (Policy-based)	SARD	NRM	4.000	3.344	0.656	26-Sep-12	30-Apr-13	26-Aug-13	31-Oct-15	6-Apr-17	523	17.2	

GRANTS CLOSED
(1 January - 30 September 2017)

No.	Country/ Grant No.	Fund	Project Name	Dept	Div	Grant Amount (\$ million)	Cumulative Grant Disbursements (\$ million)	Cumulative Grant Cancellation (\$ million)	Approval Date	Signing Date	Effectivity Date	Original Closing Date	Actual Closing Date	Delays in Grant Closing Date (Days) (Mos.)		
A. Project																
Samoa																
25.	0525	SAM	ADF	Fiscal Resilience Improvement Program (Subprogram 1)	PARD	SPSO	5.000	5.000	-	7-Dec-16	11-Jan-17	14-Mar-17	31-Mar-17	28-Jun-17	89	2.9
Solomon Islands																
26.	0478	SOL	ADF	Economic Growth and Fiscal Reform Program	PARD	PLCO	5.000	5.000	-	27-May-16	1-Jul-16	20-Jul-16	31-Mar-17	31-Mar-17	-	-
Tonga																
27.	0532	TON	ADF	Building Macroeconomic Resilience Program (Subprogram 2)	PARD	PAUS	2.250	2.250	-	29-May-17	31-May-17	1-Jun-17	30-Sep-17	11-Sep-17	(19)	(0.6)
													Average Policy-Based		223	7.3
PROJECT + POLICY-BASED																
						ADF Total / Average	262.043	261.010	1.033					507	16.7	
						Special Funds Total / Average	12.000	11.868	0.132					343	11.3	
						Other Sources Total / Average	36.750	31.589	5.161					719	23.6	
						Total / Average	310.793	304.467	6.326					553	18.2	

C. Terminations (Not Signed)**D. Cancellation (Not Effective)**

- = nil, 0.000 is less than \$0.0005 million

ADF = Asian Development Fund; APDRF = Asia Pacific Disaster Response Fund; CLCF = Climate Change Fund; GEF = Global Environment Facility Grant; JFPR = Japan Fund For Poverty Reduction; NETH = A.T.F. - Netherlands T.A. Grant;

UKNIG = UK And Northern Ireland Grant.

Source: Grant Financial Information System.

TAs Active 90 Days After Completion Date
(as of 30 September 2017)

TA No.	DMC	Dept	Div	TA Title	Type	Revised TA Amount (\$ million)	Milestone Dates			Undisbursed Balance ^a (\$ million)	Uncontracted Balance ^b (\$ million)
							Approval	Original Completion	Revised Completion		
1.	8328	AFG	CWRD	AFRM	PATA	1.500	22-Feb-13	31-Mar-15	31-Mar-17	0.492	0.319
2.	8119	REG	CWRD	CWER	RDTA	3.250	18-Jul-12	31-Dec-14	30-Jun-17	0.458	0.160
				CWRD Subtotal		4.750				0.949	0.478
3.	9072	PRC	EARD	EAER	PPTA	0.570	29-Jan-16	15-Nov-16	31-May-17	0.100	0.002
4.	8003	REG	EARD	EAPF	CDTA	1.450	16-Dec-11	31-May-15	31-Dec-16	0.326	0.107
5.	8932	PRC	EARD	EAPF	PATA	0.300	21-Jul-15	30-Jun-17		0.034	0.014
6.	8841	MON	EARD	EASS	CDTA	0.400	16-Dec-14	30-Jun-17		0.076	-
				EARD Subtotal		2.720				0.536	0.122
7.	7876	REG	ERCD	ERCI	RDTA	1.245	3-Oct-11	31-Mar-14	31-Dec-16	0.438	0.265
8.	7514	REG	ERCD	EROD	RDTA	1.100	13-Apr-10	31-May-12	31-Mar-17	0.104	0.018
				ERCD Subtotal		2.345				0.542	0.283
9.	8242	REG	IED	IEOD	CDTA	0.400	7-Dec-12	31-Dec-15	31-Dec-16	0.068	0.062
10.	8353	REG	IED	IEOD	RDTA	1.950	19-Apr-13	30-Jun-15	30-Jun-17	0.312	0.220
11.	8604	REG	IED	IETC	CDTA	0.225	13-Dec-13	31-Dec-15	31-Jul-16	0.021	0.033
				IED Subtotal		2.575				0.401	0.315
12.	8632	TAJ	OGC	OGC	CDTA	0.350	1-Apr-14	31-Jul-15	30-Jun-17	0.099	0.048
				OGC Subtotal		0.350				0.099	0.048
13.	8306	RMI	PARD	PAUS	PPTA	1.372	20-Dec-12	6-Jun-14	31-May-17	0.207	0.034
14.	8754	NAU	PARD	PLCO	PATA	0.225	7-Nov-14	31-Dec-15	30-Jun-17	0.004	0.004
15.	4942	TIM	PARD	TLRM	AOTA	15.000	21-Jun-07	31-Jul-11	30-Jun-17	1.275	0.071
16.	8278	TIM	PARD	TLRM	CDTA	1.500	11-Dec-12	31-Dec-14	30-Jun-17	0.095	0.020
				PARD Subtotal		18.097				1.581	0.129
17.	7469	REG	PSOD	PSFI	CDTA	1.300	22-Dec-09	31-Dec-12	30-Jun-16	0.808	0.043
18.	7707	REG	PSOD	PSFI	CDTA	1.120	15-Dec-10	14-Dec-14	31-Jan-17	0.082	0.060
19.	8622	REG	PSOD	PSFI	CDTA	3.000	21-Feb-14	28-Feb-15	30-Jun-17	0.0004	0.0004
20.	7636	PRC	PSOD	PSIF2	CDTA	0.592	9-Nov-10	31-Dec-12	31-Dec-16	0.180	0.105
21.	8431	PRC	PSOD	PSIF2	CDTA	0.500	16-Oct-13	30-Sep-15	31-Mar-17	0.110	0.041
22.	8885	INO	PSOD	PSIF2	PPTA	0.170	31-Mar-15	31-Aug-15	30-Jun-17	0.065	0.007
				PSOD Subtotal		6.682				1.246	0.256
23.	7604	BAN	SARD	BRM	CDTA	0.800	21-Sep-10	31-Dec-13	30-Jun-17	0.109	0.015
24.	8553	BAN	SARD	BRM	CDTA	0.225	12-Dec-13	31-Mar-15	30-Apr-17	0.125	0.001
25.	8173	NEP	SARD	NRM	CDTA	6.550	26-Sep-12	31-Oct-15	30-Jun-17	1.384	0.110
26.	7984	NEP	SARD	SAER	CDTA	7.763	14-Dec-11	31-Jan-17	30-Jun-17	2.100	1.950
27.	8415	IND	SARD	SAUW	PPTA	1.300	29-Jul-13	31-Mar-15	30-Jun-17	0.150	0.132
28.	8429	IND	SARD	SAUW	PPTA	1.300	16-Aug-13	28-Feb-15	30-Jun-17	0.763	0.198
				SARD Subtotal		17.938				4.631	2.407
29.	7990	REG	SDCC	SDSC-ENE	CDTA	2.000	9-Dec-11	31-Dec-14	30-Apr-17	0.608	0.620
				SDCC Subtotal		2.000				0.608	0.620
30.	8753	INO	SERD	IRM	CDTA	0.420	30-Oct-14	30-Apr-16	30-Apr-17	0.370	0.379
31.	8356	MYA	SERD	SEEN	CDTA	1.750	24-Apr-13	31-Oct-14	30-Jun-17	0.190	0.087
32.	7459	REG	SERD	SEER	PPTA	2.250	17-Dec-09	30-Nov-10	31-Dec-14	0.161	0.126
33.	7733	PHI	SERD	SEHS	PATA	1.400	13-Dec-10	31-Jan-13	31-Jan-16	0.385	0.189
34.	9046	VIE	SERD	SEHS	PPTA	0.800	15-Dec-15	30-Jun-17		0.800	0.800
35.	7964	LAO	SERD	SETC	PPTA	0.700	12-Dec-11	31-Aug-12	30-Sep-14	0.090	0.075
36.	7914	REG	SERD	SEUW	CDTA	3.450	15-Nov-11	31-Dec-14	30-Jun-17	0.803	0.349
37.	8425	REG	SERD	SEUW	PPTA	2.385	13-Aug-13	30-Jun-16	30-Jun-17	0.099	0.085
38.	8456	MYA	SERD	SEUW	CDTA	2.000	20-Sep-13	31-Dec-15	30-Dec-16	0.582	0.278
				SERD Subtotal		15.155				3.480	2.368
39.	6429	REG	SPD	SPOD	RETA	2.825	7-Dec-07	30-Jun-10	30-Jun-17	0.176	0.058
				SPD Subtotal		2.825				0.176	0.058
				Total		75.437				14.249	7.084

Source: Technical Assistance Information System (TAIS)

^a Undisbursed balance is the amount available for disbursement at the end of the quarter for active TAs.^b Uncontracted balance is the amount available for contract awards at the end of the quarter for active TAs.

PROJECT LOAN CONTRACT AWARDS/COMMITMENTS ^a
(1 January - 30 September 2017, \$ million)

	Projected						Actual			Achievements (%)					
	First Three Qtrs			For the Year			First Three Qtrs			First Three Qtrs Actual vs. First Three Qtrs Projection			First Three Qtrs Actual vs. Yearly Projection		
	Regular OCR	COL	Total	Regular OCR	COL	Total	Regular OCR	COL	Total	Regular OCR	COL	Total	Regular OCR	COL	Total
I. OPERATIONS 1															
A. Central and West Asia (CWRD)															
Afghanistan	-	(0.820)	(0.820)	-	(0.820)	(0.820)	-	0.00004	0.00004	-	(0.005)	(0.005)	-	(0.005)	(0.005)
Armenia	3.651	14.625	18.277	5.496	31.122	36.618	5.819	3.401	9.220	159.4	23.3	50.4	105.9	10.9	25.2
Azerbaijan	79.318	0.230	79.548	83.285	0.230	83.515	95.851	-	95.851	120.8	-	120.5	115.1	-	114.8
Georgia	58.379	22.372	80.751	170.326	23.613	193.939	50.549	0.536	51.085	86.6	2.4	63.3	29.7	2.3	26.3
Kazakhstan	131.297	-	131.297	339.071	-	339.071	224.452	-	224.452	170.9	-	170.9	66.2	-	66.2
Kyrgyz Republic	-	58.377	58.377	-	142.339	142.339	-	43.880	43.880	-	75.2	75.2	-	30.8	30.8
Pakistan	469.829	171.010	640.838	687.599	212.443	900.042	258.491	38.781	297.272	55.0	22.7	46.4	37.6	18.3	33.0
Tajikistan	-	-	-	-	24.506	24.506	-	3.961	3.961	-	-	-	-	16.2	16.2
Turkmenistan	(0.247)	-	(0.247)	(0.247)	-	(0.247)	-	-	-	-	-	-	-	-	-
Uzbekistan	290.147	21.764	311.910	816.911	21.764	838.675	65.423	1.200	66.623	22.5	5.5	21.4	8.0	5.5	7.9
Subtotal	1,032.373	287.558	1,319.931	2,102.441	455.197	2,557.638	700.584	91.760	792.344	67.9	31.9	60.0	33.3	20.2	31.0
B. South Asia (SARD)															
Bangladesh	559.842	156.133	715.974	835.374	427.557	1,262.931	394.385	138.002	532.387	70.4	88.4	74.4	47.2	32.3	42.2
Bhutan	-	26.420	26.420	-	41.459	41.459	-	1.219	1.219	-	4.6	4.6	-	2.9	2.9
India	1,686.596	-	1,686.596	2,332.313	-	2,332.313	1,932.317	-	1,932.317	114.6	-	114.6	82.8	-	82.8
Maldives	-	-	-	-	1.645	1.645	-	-	-	-	-	-	-	-	-
Nepal	-	141.146	141.146	-	399.818	399.818	-	205.814	205.814	-	145.8	145.8	-	51.5	51.5
Sri Lanka	101.795	45.460	147.256	170.606	66.650	237.256	264.096	44.676	308.771	259.4	98.3	209.7	154.8	67.0	130.1
Subtotal	2,348.233	369.159	2,717.392	3,338.293	937.128	4,275.421	2,590.798	389.711	2,980.509	110.3	105.6	109.7	77.6	41.6	69.7
Subtotal - Operations 1	3,380.606	656.717	4,037.324	5,440.734	1,392.325	6,833.059	3,291.382	481.471	3,772.853	97.4	73.3	93.4	60.5	34.6	55.2
II. OPERATIONS 2															
C. East Asia (EARD)															
China, People's Republic of	1,255.129	-	1,255.129	1,753.283	-	1,753.283	815.423	-	815.423	65.0	-	65.0	46.5	-	46.5
Mongolia	27.120	42.887	70.006	60.130	75.997	136.127	12.960	25.620	38.580	47.8	59.7	55.1	21.6	33.7	28.3
Subtotal	1,282.249	42.887	1,325.135	1,813.413	75.997	1,889.410	828.383	25.620	854.003	64.6	59.7	64.4	45.7	33.7	45.2
D. Pacific (PARD)															
Cook Islands	4.606	-	4.606	7.020	-	7.020	5.520	-	5.520	119.8	-	119.8	78.6	-	78.6
Fiji	57.982	-	57.982	57.982	-	57.982	57.793	-	57.793	99.7	-	99.7	99.7	-	99.7
Kiribati	-	0.165	0.165	-	0.490	0.490	-	-	-	-	-	-	-	-	-
Micronesia, Federated States of	(0.103)	(0.214)	(0.317)	(0.103)	(0.214)	(0.317)	-	-	-	-	-	-	-	-	-
Palau	11.149	0.289	11.438	11.149	0.289	11.438	9.939	0.172	10.111	89.1	59.8	88.4	89.1	59.8	88.4
Papua New Guinea	154.981	67.066	222.047	202.948	70.086	273.034	88.708	43.183	131.891	57.2	64.4	59.4	43.7	61.6	48.3
Regional	-	1.612	1.612	-	13.079	13.079	-	1.569	1.569	-	97.3	97.3	-	12.0	12.0
Samoa	-	1.076	1.076	-	1.076	1.076	-	0.252	0.252	-	23.4	23.4	-	23.4	23.4
Solomon Islands	-	12.077	12.077	-	12.077	12.077	-	0.016	0.016	-	0.1	0.1	-	0.1	0.1
Timor-Leste	6.958	53.777	60.735	7.741	53.777	61.518	-	51.899	51.899	-	96.5	85.5	-	96.5	84.4
Tonga	-	-	-	-	-	-	-	1.104	1.104	-	-	-	-	-	-
Vanuatu	-	6.276	6.276	-	23.215	23.215	-	3.542	3.542	-	56.4	56.4	-	15.3	15.3
Subtotal	235.574	142.123	377.697	286.738	173.875	460.613	161.959	101.737	263.696	68.8	71.6	69.8	56.5	58.5	57.2
E. Southeast Asia (SERD)															
Cambodia	-	73.313	73.313	-	112.587	112.587	-	56.158	56.158	-	76.6	76.6	-	49.9	49.9
Indonesia	312.140	-	312.140	583.545	-	583.545	62.176	-	62.176	19.9	-	19.9	10.7	-	10.7
Lao People's Democratic Republic	-	53.014	53.014	-	77.847	77.847	-	25.483	25.483	-	48.1	48.1	-	32.7	32.7
Myanmar	-	19.074	19.074	-	29.436	29.436	-	5.404	5.404	-	28.3	28.3	-	18.4	18.4
Philippines	169.418	-	169.418	273.228	-	273.228	193.996	-	193.996	114.5	-	114.5	71.0	-	71.0
Thailand	-	-	-	-	-	-	-	-	-	-	-	-	-	-	-
Viet Nam	319.896	193.915	513.811	916.646	225.912	1,142.558	241.762	122.626	364.388	75.6	63.2	70.9	26.4	54.3	31.9
Subtotal	801.454	339.316	1,140.770	1,773.419	445.783	2,219.202	497.933	209.671	707.604	62.1	61.8	62.0	28.1	47.0	31.9
Subtotal - Operations 2	2,319.277	524.326	2,843.603	3,873.570	695.655	4,569.225	1,488.275	337.028	1,825.303	64.2	64.3	64.2	38.4	48.4	39.9
TOTAL	5,699.883	1,181.043	6,880.926	9,314.304	2,087.980	11,402.284	4,779.657	818.498	5,598.156	83.9	69.3	81.4	51.3	39.2	49.1

- = nil, COL = concessional OCR lending, OCR = ordinary capital resources.

^a Excludes nonsovereign and cofinanced loans; and includes loans that were closed during the period.

Sources: eOperations, Loan Financial Information System.

PROJECT GRANT CONTRACT AWARDS^a
(1 January - 30 September 2017, \$ million)

	Projected								Actual				Achievements (%)							
	First Three Qtrs				For the Year				First Three Qtrs				First Three Qtrs Actual vs. First Three Qtrs Projection				First Three Qtrs Actual vs. Yearly Projection			
	ADF	OSF	Others	Total	ADF	OSF	Others	Total	ADF	OSF	Others	Total	ADF	OSF	Others	Total	ADF	OSF	Others	Total
I. OPERATIONS 1																				
A. Central and West Asia (CWRD)																				
Afghanistan	250.226	-	59.655	309.882	349.226	-	104.148	453.374	190.831	-	27.664	218.495	76.3	-	46.4	70.5	54.6	-	26.6	48.2
Kyrgyz Republic	35.699	-	0.334	36.033	90.825	-	0.404	91.229	23.143	-	0.092	23.236	64.8	-	27.7	64.5	25.5	-	22.9	25.5
Pakistan	-	-	32.337	32.337	-	-	50.366	50.366	-	-	-	-	-	-	-	-	-	-	-	-
Tajikistan	23.768	-	1.486	25.254	60.933	-	3.977	64.910	18.199	-	1.946	20.144	76.6	-	130.9	79.8	29.9	-	48.9	31.0
Subtotal	309.693	-	93.813	403.506	500.984	-	158.896	659.879	232.173	-	29.702	261.875	75.0	-	31.7	64.9	46.3	-	18.7	39.7
B. South Asia (SARD)																				
Bangladesh	-	-	11.348	11.348	-	-	19.894	19.894	-	-	8.290	8.290	-	-	73.1	73.1	-	-	41.7	41.7
Bhutan	12.441	-	-	12.441	15.141	-	-	15.141	7.755	-	-	7.755	62.3	-	-	62.3	51.2	-	-	51.2
India	-	-	2.084	2.084	-	-	4.246	4.246	-	-	0.616	0.616	-	-	29.6	29.6	-	-	14.5	14.5
Maldives	3.460	-	2.897	6.357	4.970	-	3.897	8.868	4.586	-	7.703	12.288	132.5	-	265.9	193.3	92.3	-	197.6	138.6
Nepal	29.302	-	9.702	39.004	46.421	-	16.767	63.187	25.394	-	27.338	52.731	86.7	-	281.8	135.2	54.7	-	163.0	83.5
Regional	-	-	0.735	0.735	-	-	0.735	0.735	-	-	0.292	0.292	-	-	39.7	39.7	-	-	39.7	39.7
Sri Lanka	2.744	1.520	0.987	5.250	2.744	3.520	1.217	7.480	3.081	1.630	0.00004	4.711	112.3	107.3	0.0	89.7	112.3	46.3	0.0	63.0
Subtotal	47.946	1.520	27.753	77.219	69.275	3.520	46.756	119.551	40.815	1.630	44.239	86.684	85.1	107.3	159.4	112.3	58.9	46.3	94.6	72.5
Subtotal - Operations 1	357.639	1.520	121.566	480.725	570.259	3.520	205.651	779.430	272.989	1.630	73.941	348.560	76.3	107.3	60.8	72.5	47.9	46.3	36.0	44.7
II. OPERATIONS 2																				
C. East Asia (EARD)																				
China, People's Republic of	-	0.228	13.984	14.211	-	0.228	16.087	16.315	-	0.091	3.694	3.785	-	39.8	26.4	26.6	-	39.8	23.0	23.2
Mongolia	5.051	2.000	2.834	9.885	9.438	2.000	4.113	15.551	4.373	1.99999	2.225	8.597	86.6	100.0	78.5	87.0	46.3	100.0	54.1	55.3
Subtotal	5.051	2.228	16.818	24.096	9.438	2.228	20.200	31.866	4.373	2.091	5.919	12.382	86.6	93.9	35.2	51.4	46.3	93.9	29.3	38.9
D. Pacific (PARD)																				
Cook Islands	-	-	0.578	0.578	-	-	0.578	0.578	-	-	3.043	3.043	-	-	526.3	526.3	-	-	526.3	526.3
Kiribati	11.800	-	0.151	11.951	11.800	-	0.416	12.216	11.470	-	0.078	11.548	97.2	-	51.9	96.6	97.2	-	18.8	94.5
Marshall Islands	2.136	0.200	1.740	4.076	3.263	0.200	1.740	5.203	0.088	-	0.070	0.158	4.1	-	4.0	3.9	2.7	-	4.0	3.0
Nauru	(0.112)	-	1.809	1.697	(0.112)	-	1.809	1.697	-	-	-	-	-	-	-	-	-	-	-	-
Papua New Guinea	-	-	24.903	24.903	-	-	26.078	26.078	-	-	26.578	26.578	-	-	106.7	106.7	-	-	101.9	101.9
Regional	-	-	0.321	0.321	-	-	1.455	1.455	-	-	0.182	0.182	-	-	56.8	56.8	-	-	12.5	12.5
Samoa	16.121	-	0.761	16.882	16.204	-	0.761	16.966	0.339	-	0.127	0.466	2.1	-	16.6	2.8	2.1	-	16.6	2.7
Solomon Islands	4.766	-	(0.000002)	4.766	4.766	-	(0.000002)	4.766	0.160	-	-	0.160	3.3	-	-	3.3	3.3	-	-	3.3
Timor-Leste	1.458	-	16.937	18.395	1.458	-	17.069	18.527	0.578	-	0.175	0.753	39.7	-	1.0	4.1	39.7	-	1.0	4.1
Tonga	4.055	-	6.961	11.016	4.241	-	7.305	11.546	4.214	-	2.465	6.679	103.9	-	35.4	60.6	99.3	-	33.8	57.8
Tuvalu	-	-	-	-	0.267	-	-	0.267	11.170	-	0.494	11.664	-	-	-	-	4,177.1	-	-	4,361.9
Vanuatu	6.736	-	6.789	13.525	7.186	-	6.789	13.975	6.092	-	3.188	9.280	90.4	-	47.0	68.6	84.8	-	47.0	66.4
Subtotal	46.960	0.200	60.951	108.112	49.074	0.200	64.001	113.276	34.110	-	36.401	70.511	72.6	-	59.7	65.2	69.5	-	56.9	62.2
E. Southeast Asia (SERD)																				
Cambodia	5.935	-	21.080	27.015	7.035	-	25.956	32.991	2.307	-	25.515	27.821	38.9	-	121.0	103.0	32.8	-	98.3	84.3
Indonesia	-	-	6.694	6.694	-	-	6.768	6.768	-	-	1.458	1.458	-	-	21.8	21.8	-	-	21.5	21.5
Lao People's Democratic Republic	28.102	-	2.545	30.646	35.566	-	2.545	38.111	15.692	-	2.752	18.443	55.8	-	108.1	60.2	44.1	-	108.1	48.4
Myanmar	-	-	6.817	6.817	-	-	10.858	10.858	-	-	2.117	2.117	-	-	31.1	31.1	-	-	19.5	19.5
Philippines	-	0.200	7.872	8.072	-	0.300	11.448	11.748	-	-	0.617	0.617	-	-	7.8	7.6	-	-	5.4	5.2
Regional	-	-	1.258	1.258	-	-	2.053	2.053	-	-	0.842	0.842	-	-	66.9	66.9	-	-	41.0	41.0
Thailand	-	-	1.958	1.958	-	-	1.958	1.958	-	-	0.208	0.208	-	-	10.6	10.6	-	-	10.6	10.6
Viet Nam	-	3.000	7.117	10.117	-	3.000	10.117	13.117	-	2.916	4.370	7.286	-	97.2	61.4	72.0	-	97.2	43.2	55.5
Subtotal	34.037	3.200	55.341	92.578	42.601	3.300	71.703	117.604	17.999	2.916	37.877	58.791	52.9	91.1	68.4	63.5	42.2	88.4	52.8	50.0
Subtotal - Operations 2	86.048	5.628	133.110	224.786	101.113	5.728	155.904	262.745	56.481	5.006	80.198	141.685	65.6	89.0	60.2	63.0	55.9	87.4	51.4	53.9
TOTAL	443.687	7.147	254.676	705.511	671.373	9.247	361.556	1,042.176	329.470	6.637	154.138	490.244	74.3	92.9	60.5	69.5	49.1	71.8	42.6	47.0

- = nil, ADF = Asian Development Fund, OSF = Other Special Fund

^a Exclude policy-based grants. Includes grants that were closed during the period.

Sources: Grant Financial Information System, eOperations.

PROJECT AND POLICY-BASED LOAN DISBURSEMENTS ^a
(1 January - 30 September 2017, \$ million)

	Projected						Actual			Achievements (%)					
	First Three Qtrs			For the Year			First Three Qtrs			First Three Qtrs Actual vs. First Three Qtrs Projection			First Three Qtrs Actual vs. Yearly Projection		
	Regular OCR	COL	Total	Regular OCR	COL	Total	Regular OCR	COL	Total	Regular OCR	COL	Total	Regular OCR	COL	Total
I. OPERATIONS 1															
A. Central and West Asia (CWRD)															
Afghanistan	-	0.001	0.001	-	0.351	0.351	-	0.326	0.326	-	24,548.7	24,548.7	-	93.0	93.0
Armenia	29.202	7.941	37.143	79.412	16.504	95.916	18.461	9.571	28.032	63.2	120.5	75.5	23.2	58.0	29.2
Azerbaijan	134.735	0.103	134.838	202.964	0.103	203.067	189.629	-	189.629	140.7	-	140.6	93.4	-	93.4
Georgia	21.297	21.962	43.259	48.481	26.085	74.566	30.223	26.402	56.626	141.9	120.2	130.9	62.3	101.2	75.9
Kazakhstan	69.241	-	69.241	127.881	-	127.881	35.764	-	35.764	51.7	-	51.7	28.0	-	28.0
Kyrgyz Republic	-	17.913	17.913	-	25.055	25.055	-	16.542	16.542	-	92.3	92.3	-	66.0	66.0
Pakistan	849.267	453.613	1,302.880	1,008.244	497.751	1,505.995	586.214	351.591	937.806	69.0	77.5	72.0	58.1	70.6	62.3
Tajikistan	-	-	-	-	32.055	32.055	-	0.545	0.545	-	-	-	-	1.7	1.7
Turkmenistan	0.101	-	0.101	0.101	-	0.101	0.101	-	0.101	100.2	-	100.2	100.2	-	100.2
Uzbekistan	172.542	51.619	224.160	293.764	67.715	361.479	149.960	167.323	317.282	86.9	324.2	141.5	51.0	247.1	87.8
Subtotal	1,276.385	553.152	1,829.537	1,760.847	665.619	2,426.466	1,010.353	572.301	1,582.654	79.2	103.5	86.5	57.4	86.0	65.2
B. South Asia (SARD)															
Bangladesh	129.465	154.732	284.197	203.274	273.235	476.509	251.056	178.330	429.386	193.9	115.3	151.1	123.5	65.3	90.1
Bhutan	3.819	27.423	31.243	6.819	30.973	37.793	1.763	21.883	23.646	46.2	79.8	75.7	25.9	70.7	62.6
India	1,136.656	-	1,136.656	2,143.504	-	2,143.504	1,220.935	-	1,220.935	107.4	-	107.4	57.0	-	57.0
Maldives	-	-	-	-	0.080	0.080	-	0.001	0.001	-	-	-	-	0.9	0.9
Nepal	-	138.157	138.157	-	228.504	228.504	-	135.499	135.499	-	98.1	98.1	-	59.3	59.3
Sri Lanka	173.838	71.120	244.958	294.811	136.408	431.219	181.878	47.173	229.051	104.6	66.3	93.5	61.7	34.6	53.1
Subtotal	1,443.777	391.433	1,835.210	2,648.408	669.199	3,317.608	1,655.633	382.886	2,038.519	114.7	97.8	111.1	62.5	57.2	61.4
Subtotal - Operations 1	2,720.163	944.585	3,664.747	4,409.255	1,334.819	5,744.074	2,665.986	955.187	3,621.173	98.0	101.1	98.8	60.5	71.6	63.0
II. OPERATIONS 2															
C. East Asia (EARD)															
China, People's Republic of	913.144	-	913.144	1,544.655	-	1,544.655	511.208	-	511.208	56.0	-	56.0	33.1	-	33.1
Mongolia	131.596	31.305	162.901	252.567	48.236	300.803	123.621	16.890	140.511	93.9	54.0	86.3	48.9	35.0	46.7
Subtotal	1,044.741	31.305	1,076.045	1,797.221	48.236	1,845.458	634.829	16.890	651.718	60.8	54.0	60.6	35.3	35.0	35.3
D. Pacific (PARD)															
Cook Islands	-	-	-	10.057	-	10.057	0.856	-	0.856	-	-	-	8.5	-	8.5
Fiji	65.620	-	65.620	72.829	-	72.829	52.880	-	52.880	80.6	-	80.6	72.6	-	72.6
Kiribati	-	1.248	1.248	-	1.611	1.611	-	1.135	1.135	-	90.9	90.9	-	70.5	70.5
Micronesia, Federated States of	2.029	1.607	3.637	2.119	1.607	3.726	1.166	1.009	2.175	57.5	62.8	59.8	55.0	62.8	58.4
Palau	7.284	0.682	7.966	11.796	2.260	14.057	6.531	1.852	8.383	89.7	271.4	105.2	55.4	81.9	59.6
Papua New Guinea	70.858	43.004	113.861	101.152	56.256	157.408	33.005	19.779	52.784	46.6	46.0	46.4	32.6	35.2	33.5
Regional	-	0.283	0.283	-	0.518	0.518	-	1.071	1.071	-	377.8	377.8	-	206.6	206.6
Samoa	-	1.086	1.086	-	1.086	1.086	-	0.066	0.066	-	6.1	6.1	-	6.1	6.1
Solomon Islands	-	6.034	6.034	-	7.301	7.301	-	1.683	1.683	-	27.9	27.9	-	23.1	23.1
Timor-Leste	28.419	5.905	34.324	36.307	11.340	47.647	8.532	3.168	11.699	30.0	53.6	34.1	23.5	27.9	24.6
Tonga	-	2.807	2.807	-	2.807	2.807	-	3.006	3.006	-	107.1	107.1	-	107.1	107.1
Vanuatu	-	6.075	6.075	-	7.595	7.595	-	3.096	3.096	-	51.0	51.0	-	40.8	40.8
Subtotal	174.210	68.733	242.943	234.260	92.383	326.643	102.971	35.864	138.835	59.1	52.2	57.1	44.0	38.8	42.5
E. Southeast Asia (SERD)															
Cambodia	-	100.791	100.791	-	127.041	127.041	-	108.860	108.860	-	108.0	108.0	-	85.7	85.7
Indonesia	532.590	-	532.590	1,244.138	-	1,244.138	494.427	(0.040)	494.387	92.8	-	92.8	39.7	-	39.7
Lao People's Democratic Republic	-	18.751	18.751	-	32.198	32.198	-	16.840	16.840	-	89.8	89.8	-	52.3	52.3
Myanmar	-	13.656	13.656	-	22.042	22.042	-	21.236	21.236	-	155.5	155.5	-	96.3	96.3
Philippines	417.405	-	417.405	745.385	-	745.385	465.894	-	465.894	111.6	-	111.6	62.5	-	62.5
Thailand	0.0002	-	0.0002	-	0.0002	0.0002	-	-	-	-	-	-	-	-	-
Viet Nam	295.876	201.568	497.443	655.924	442.069	1,097.993	155.966	144.436	300.402	52.7	71.7	60.4	23.8	32.7	27.4
Subtotal	1,245.871	334.766	1,580.637	2,645.447	623.349	3,268.796	1,116.287	291.332	1,407.618	89.6	87.0	89.1	42.2	46.7	43.1
Subtotal - Operations 2	2,464.822	434.804	2,899.626	4,676.929	763.968	5,440.897	1,854.086	344.086	2,198.172	75.2	79.1	75.8	39.6	45.0	40.4
TOTAL	5,184.985	1,379.388	6,564.373	9,086.184	2,098.787	11,184.971	4,520.073	1,299.273	5,819.345	87.2	94.2	88.7	49.7	61.9	52.0

- = nil, COL = concessional OCR lending, OCR = ordinary capital resources.

^a Excludes nonsovereign and cofinanced loans; and includes loans that were closed during the period.

Sources: eOperations; Loan Financial Information System, Regional Departments.

PROJECT LOAN DISBURSEMENTS ^a
(1 January - 30 September 2017, \$ million)

	Projected						Actual			Achievements (%)					
	First Three Qtrs			For the Year			First Three Qtrs			First Three Qtrs Actual vs. First Three Qtrs Projection			First Three Qtrs Actual vs. Yearly Projection		
	Regular OCR	COL	Total	Regular OCR	COL	Total	Regular OCR	COL	Total	Regular OCR	COL	Total	Regular OCR	COL	Total
I. OPERATIONS 1															
A. Central and West Asia (CWRD)															
Afghanistan	-	0.001	0.001	-	0.351	0.351	-	0.326	0.326	-	24,548.7	24,548.7	-	93.0	93.0
Armenia	29.202	7.941	37.143	49.412	16.504	65.916	18.461	9.571	28.032	63.2	120.5	75.5	37.4	58.0	42.5
Azerbaijan	134.735	0.103	134.838	202.964	0.103	203.067	189.629	-	189.629	140.7	-	140.6	93.4	-	93.4
Georgia	21.297	21.962	43.259	48.481	26.085	74.566	30.223	26.402	56.626	141.9	120.2	130.9	62.3	101.2	75.9
Kazakhstan	69.241	-	69.241	127.881	-	127.881	35.764	-	35.764	51.7	-	51.7	28.0	-	28.0
Kyrgyz Republic	-	17.913	17.913	-	25.055	25.055	-	16.542	16.542	-	92.3	92.3	-	66.0	66.0
Pakistan	549.267	153.613	702.880	708.244	197.751	905.995	286.214	51.591	337.806	52.1	33.6	48.1	40.4	26.1	37.3
Tajikistan	-	-	-	-	0.350	0.350	-	0.545	0.545	-	-	-	-	155.7	155.7
Turkmenistan	0.101	-	0.101	0.101	-	0.101	0.101	-	0.101	100.2	-	100.2	100.2	-	100.2
Uzbekistan	172.542	51.619	224.160	293.764	67.715	361.479	149.960	167.323	317.282	86.9	324.2	141.5	51.0	247.1	87.8
Subtotal	976.385	253.152	1,229.537	1,430.847	333.914	1,764.761	710.353	272.301	982.654	72.8	107.6	79.9	49.6	81.5	55.7
B. South Asia (SARD)															
Bangladesh	129.465	154.732	284.197	203.274	273.235	476.509	251.056	178.330	429.386	193.9	115.3	151.1	123.5	65.3	90.1
Bhutan	3.819	7.456	11.275	6.819	11.006	17.825	1.763	1.916	3.679	46.2	25.7	32.6	25.9	17.4	20.6
India	1,096.656	-	1,096.656	1,846.004	-	1,846.004	1,180.935	-	1,180.935	107.7	-	107.7	64.0	-	64.0
Maldives	-	-	-	-	0.080	0.080	-	0.001	0.001	-	-	-	-	0.9	0.9
Nepal	-	138.157	138.157	-	218.504	218.504	-	135.499	135.499	-	98.1	98.1	-	62.0	62.0
Sri Lanka	173.838	71.120	244.958	294.811	136.408	431.219	181.878	47.173	229.051	104.6	66.3	93.5	61.7	34.6	53.1
Subtotal	1,403.777	371.465	1,775.243	2,350.908	639.232	2,990.140	1,615.633	362.919	1,978.552	115.1	97.7	111.5	68.7	56.8	66.2
Subtotal - Operations 1	2,380.163	624.617	3,004.780	3,781.755	973.146	4,754.902	2,325.986	635.220	2,961.206	97.7	101.7	98.5	61.5	65.3	62.3
II. OPERATIONS 2															
C. East Asia (EARD)															
China, People's Republic of	913.144	-	913.144	1,544.655	-	1,544.655	511.208	-	511.208	56.0	-	56.0	33.1	-	33.1
Mongolia	31.596	31.305	62.901	52.567	48.236	100.803	23.621	16.890	40.511	74.8	54.0	64.4	44.9	35.0	40.2
Subtotal	944.741	31.305	976.045	1,597.221	48.236	1,645.458	534.829	16.890	551.718	56.6	54.0	56.5	33.5	35.0	33.5
D. Pacific (PARD)															
Cook Islands	-	-	-	-	-	-	0.856	-	0.856	-	-	-	-	-	-
Fiji	65.620	-	65.620	72.829	-	72.829	52.880	-	52.880	80.6	-	80.6	72.6	-	72.6
Kiribati	-	1.248	1.248	-	1.611	1.611	-	1.135	1.135	-	90.9	90.9	-	70.5	70.5
Micronesia, Federated States of	2.029	1.607	3.637	2.119	1.607	3.726	1.166	1.009	2.175	57.5	62.8	59.8	55.0	62.8	58.4
Palau	7.284	0.682	7.966	11.796	2.260	14.057	6.531	1.852	8.383	89.7	271.4	105.2	55.4	81.9	59.6
Papua New Guinea	70.858	43.004	113.861	101.152	56.256	157.408	33.005	19.779	52.784	46.6	46.0	46.4	32.6	35.2	33.5
Regional	-	0.283	0.283	-	0.518	0.518	-	1.071	1.071	-	377.8	377.8	-	206.6	206.6
Samoa	-	1.086	1.086	-	1.086	1.086	-	0.066	0.066	-	6.1	6.1	-	6.1	6.1
Solomon Islands	-	6.034	6.034	-	7.301	7.301	-	1.683	1.683	-	27.9	27.9	-	23.1	23.1
Timor-Leste	28.419	5.905	34.324	36.307	11.340	47.647	8.532	3.168	11.699	30.0	53.6	34.1	23.5	27.9	24.6
Tonga	-	-	-	-	-	-	-	0.199	0.199	-	-	-	-	-	-
Vanuatu	-	6.075	6.075	-	7.595	7.595	-	3.096	3.096	-	51.0	51.0	-	40.8	40.8
Subtotal	174.210	65.926	240.136	224.203	89.575	313.778	102.971	33.057	136.028	59.1	50.1	56.6	45.9	36.9	43.4
E. Southeast Asia (SERD)															
Cambodia	-	53.063	53.063	-	79.312	79.312	-	61.132	61.132	-	115.2	115.2	-	77.1	77.1
Indonesia	132.590	-	132.590	444.138	-	444.138	94.427	(0.040)	94.387	71.2	-	71.2	21.3	-	21.3
Lao People's Democratic Republic	-	18.751	18.751	-	32.198	32.198	-	16.840	16.840	-	89.8	89.8	-	52.3	52.3
Myanmar	-	13.656	13.656	-	22.042	22.042	-	21.236	21.236	-	155.5	155.5	-	96.3	96.3
Philippines	167.405	-	167.405	195.385	-	195.385	215.894	-	215.894	129.0	-	129.0	110.5	-	110.5
Thailand	0.0002	-	0.0002	0.0002	-	0.0002	-	-	-	-	-	-	-	-	-
Viet Nam	295.876	201.568	497.443	573.224	270.788	844.012	155.966	144.436	300.402	52.7	71.7	60.4	27.2	53.3	35.6
Subtotal	595.871	287.038	882.909	1,212.747	404.340	1,617.087	466.287	243.603	709.890	78.3	84.9	80.4	38.4	60.2	43.9
Subtotal - Operations 2	1,714.822	384.268	2,099.090	3,034.172	542.152	3,576.323	1,104.086	293.550	1,397.637	64.4	76.4	66.6	36.4	54.1	39.1
TOTAL	4,094.985	1,008.885	5,103.870	6,815.927	1,515.298	8,331.225	3,430.073	928.770	4,358.842	83.8	92.1	85.4	50.3	61.3	52.3

- = nil, COL = concessional OCR lending, OCR = ordinary capital resources.

^a Excludes nonsovereign and cofinanced loans; and includes loans that were closed during the period.

Sources: eOperations, Loan Financial Information System.

POLICY-BASED LOAN DISBURSEMENTS ^a
(1 January - 30 September 2017, \$ million)

	Projected						Actual			Achievements (%)					
	First Three Qtrs			For the Year			First Three Qtrs			First Three Qtrs Actual vs. First Three Qtrs Projection			First Three Qtrs Actual vs. Yearly Projection		
	Regular OCR	COL	Total	Regular OCR	COL	Total	Regular OCR	COL	Total	Regular OCR	COL	Total	Regular OCR	COL	Total
I. OPERATIONS 1															
A. Central and West Asia (CWRD)															
Afghanistan	-	-	-	-	-	-	-	-	-	-	-	-	-	-	-
Armenia	-	-	-	30.000	-	30.000	-	-	-	-	-	-	-	-	-
Azerbaijan	-	-	-	-	-	-	-	-	-	-	-	-	-	-	-
Georgia	-	-	-	-	-	-	-	-	-	-	-	-	-	-	-
Kazakhstan	-	-	-	-	-	-	-	-	-	-	-	-	-	-	-
Kyrgyz Republic	-	-	-	-	-	-	-	-	-	-	-	-	-	-	-
Pakistan	300.000	300.000	600.000	300.000	300.000	600.000	300.000	300.000	600.000	100.0	100.0	100.0	100.0	100.0	100.0
Tajikistan	-	-	-	-	31.705	31.705	-	-	-	-	-	-	-	-	-
Turkmenistan	-	-	-	-	-	-	-	-	-	-	-	-	-	-	-
Uzbekistan	-	-	-	-	-	-	-	-	-	-	-	-	-	-	-
Subtotal	300.000	300.000	600.000	330.000	331.705	661.705	300.000	300.000	600.000	100.0	100.0	100.0	90.9	90.4	90.7
B. South Asia (SARD)															
Bangladesh	-	-	-	-	-	-	-	-	-	-	-	-	-	-	-
Bhutan	-	19.967	19.967	-	19.967	19.967	-	19.967	19.967	-	100.0	100.0	-	100.0	100.0
India	40.000	-	40.000	297.500	-	297.500	40.000	-	40.000	100.0	-	100.0	13.4	-	13.4
Maldives	-	-	-	-	-	-	-	-	-	-	-	-	-	-	-
Nepal	-	-	-	-	10.000	10.000	-	-	-	-	-	-	-	-	-
Sri Lanka	-	-	-	-	-	-	-	-	-	-	-	-	-	-	-
Subtotal	40.000	19.967	59.967	297.500	29.967	327.467	40.000	19.967	59.967	100.0	100.0	100.0	13.4	66.6	18.3
Subtotal - Operations 1	340.000	319.967	659.967	627.500	361.672	989.172	340.000	319.967	659.967	100.0	100.0	100.0	54.2	88.5	66.7
II. OPERATIONS 2															
C. East Asia (EARD)															
China, People's Republic of	-	-	-	-	-	-	-	-	-	-	-	-	-	-	-
Mongolia	100.000	-	100.000	200.000	-	200.000	100.000	-	100.000	100.0	-	100.0	50.0	-	50.0
Subtotal	100.000	-	100.000	200.000	-	200.000	100.000	-	100.000	100.0	-	100.0	50.0	-	50.0
D. Pacific (PARD)															
Cook Islands	-	-	-	10.057	-	10.057	-	-	-	-	-	-	-	-	-
Fiji	-	-	-	-	-	-	-	-	-	-	-	-	-	-	-
Kiribati	-	-	-	-	-	-	-	-	-	-	-	-	-	-	-
Micronesia, Federated States of	-	-	-	-	-	-	-	-	-	-	-	-	-	-	-
Palau	-	-	-	-	-	-	-	-	-	-	-	-	-	-	-
Papua New Guinea	-	-	-	-	-	-	-	-	-	-	-	-	-	-	-
Regional	-	-	-	-	-	-	-	-	-	-	-	-	-	-	-
Samoa	-	-	-	-	-	-	-	-	-	-	-	-	-	-	-
Solomon Islands	-	-	-	-	-	-	-	-	-	-	-	-	-	-	-
Timor-Leste	-	-	-	-	-	-	-	-	-	-	-	-	-	-	-
Tonga	-	2.807	2.807	-	2.807	2.807	-	2.807	2.807	-	100.0	100.0	-	100.0	100.0
Vanuatu	-	-	-	-	-	-	-	-	-	-	-	-	-	-	-
Subtotal	-	2.807	2.807	10.057	2.807	12.864	-	2.807	2.807	-	100.0	100.0	-	100.0	21.8
E. Southeast Asia (SERD)															
Cambodia	-	47.728	47.728	-	47.728	47.728	-	47.728	47.728	-	100.0	100.0	-	100.0	100.0
Indonesia	400.000	-	400.000	800.000	-	800.000	400.000	-	400.000	100.0	-	100.0	50.0	-	50.0
Lao People's Democratic Republic	-	-	-	-	-	-	-	-	-	-	-	-	-	-	-
Myanmar	-	-	-	-	-	-	-	-	-	-	-	-	-	-	-
Philippines	250.000	-	250.000	550.000	-	550.000	250.000	-	250.000	100.0	-	100.0	45.5	-	45.5
Thailand	-	-	-	-	-	-	-	-	-	-	-	-	-	-	-
Viet Nam	-	-	-	82.700	171.281	253.981	-	-	-	-	-	-	-	-	-
Subtotal	650.000	47.728	697.728	1,432.700	219.009	1,651.709	650.000	47.728	697.728	100.0	100.0	100.0	45.4	21.8	42.2
Subtotal - Operations 2	750.000	50.536	800.536	1,642.757	221.817	1,864.574	750.000	50.536	800.536	100.0	100.0	100.0	45.7	22.8	42.9
TOTAL	1,090.000	370.503	1,460.503	2,270.257	583.489	2,853.746	1,090.000	370.503	1,460.503	100.0	100.0	100.0	48.0	63.5	51.2

- = nil, COL = concessional OCR lending, OCR = ordinary capital resources.

^a Excludes nonsovereign and cofinanced loans; and includes loans that were closed during the period.

Sources: Loan Financial Information System, Regional Departments.

PROJECT AND POLICY-BASED GRANT DISBURSEMENTS ^a
(1 January - 30 September 2017, \$ million)

	Projected ^b								Actual				Achievements (%)							
	First Three Qtrs				For the Year				First Three Qtrs				First Three Qtrs Actual vs. First Three Qtrs Projection				First Three Qtrs Actual vs. Yearly Projection			
	ADF	OSF	Others	Total	ADF	OSF	Others	Total	ADF	OSF	Others	Total	ADF	OSF	Others	Total	ADF	OSF	Others	Total
I. OPERATIONS 1																				
A. Central and West Asia (CWRD)																				
Afghanistan	132.406	-	46.932	179.338	213.275	-	90.909	304.184	120.675	-	16.532	137.207	91.1	-	35.2	76.5	56.6	-	18.2	45.1
Kyrgyz Republic	18.415	-	0.365	18.780	24.042	-	0.491	24.533	21.607	-	0.349	21.957	117.3	-	95.7	116.9	89.9	-	71.2	89.5
Pakistan	-	-	76.650	76.650	-	-	96.513	96.513	-	-	19.350	19.350	-	-	25.2	25.2	-	-	20.0	20.0
Tajikistan	45.096	-	1.492	46.588	77.836	-	2.880	80.716	40.855	-	4.422	45.277	90.6	-	296.4	97.2	52.5	-	153.6	56.1
Subtotal	195.917	-	125.440	321.356	315.152	-	190.793	505.945	183.137	-	40.654	223.791	93.5	-	32.4	69.6	58.1	-	21.3	44.2
B. South Asia (SARD)																				
Bangladesh	-	-	13.899	13.899	-	-	26.983	26.983	-	-	10.782	10.782	-	-	77.6	77.6	-	-	40.0	40.0
Bhutan	11.092	-	-	11.092	13.047	-	-	13.047	4.638	-	-	4.638	41.8	-	-	41.8	35.6	-	-	35.6
India	-	-	3.166	3.166	-	-	4.180	4.180	-	-	1.010	1.010	-	-	31.9	31.9	-	-	24.2	24.2
Maldives	0.555	-	0.080	0.635	4.350	-	0.880	5.230	10.863	-	0.603	11.466	1,957.6	-	754.0	1,806.0	249.7	-	68.5	219.2
Nepal	33.597	-	9.785	43.382	60.584	-	13.324	73.908	25.881	-	13.679	39.559	77.0	-	139.8	91.2	42.7	-	102.7	53.5
Regional	-	-	0.380	0.380	-	-	0.931	0.931	-	-	0.418	0.418	-	-	110.1	110.1	-	-	44.9	44.9
Sri Lanka	5.546	-	0.305	5.851	5.546	1.500	0.994	8.041	2.186	2.000	0.030	4.216	39.4	-	10.0	72.1	39.4	133.3	3.1	52.4
Subtotal	50.790	-	27.615	78.405	83.527	1.500	47.292	132.320	43.568	2.000	26.523	72.091	85.8	-	96.0	91.9	52.2	133.3	56.1	54.5
Subtotal - Operations 1	246.706	-	153.055	399.761	398.680	1.500	238.086	638.265	226.705	2.000	67.177	295.882	91.9	-	43.9	74.0	56.9	133.3	28.2	46.4
II. OPERATIONS 2																				
C. East Asia (EARD)																				
China, People's Republic of	-	0.038	12.276	12.314	-	0.138	17.566	17.705	-	0.293	1.418	1.711	-	761.6	11.6	13.9	-	211.6	8.1	9.7
Mongolia	3.514	-	3.942	7.457	3.991	-	5.142	9.134	0.958	(0.00001)	2.387	3.345	27.3	-	60.6	44.9	24.0	-	46.4	36.6
Subtotal	3.514	0.038	16.218	19.771	3.991	0.138	22.709	26.838	0.958	0.293	3.805	5.057	27.3	761.6	23.5	25.6	24.0	211.6	16.8	18.8
D. Pacific (PARD)																				
Cook Islands	-	-	-	-	-	-	-	-	-	-	3.819	3.819	-	-	-	-	-	-	-	-
Kiribati	11.370	-	0.693	12.064	11.800	-	0.912	12.712	11.450	-	1.923	13.372	100.7	-	277.3	110.8	97.0	-	210.7	105.2
Marshall Islands	1.883	-	1.498	3.381	2.509	-	1.928	4.437	1.303	-	1.045	2.348	69.2	-	69.7	69.5	51.9	-	54.2	52.9
Nauru	1.947	-	5.041	6.988	3.447	-	5.791	9.238	1.049	-	3.388	4.437	53.9	-	67.2	63.5	30.4	-	58.5	48.0
Papua New Guinea	-	-	14.541	14.541	-	-	20.582	20.582	-	-	9.694	9.694	-	-	66.7	66.7	-	-	47.1	47.1
Regional	-	-	0.410	0.410	-	-	0.426	0.426	-	-	0.108	0.108	-	-	26.4	26.4	-	-	25.4	25.4
Samoa	18.420	-	3.282	21.702	22.429	-	3.395	25.823	10.867	-	2.750	13.617	59.0	-	83.8	62.7	48.5	-	81.0	52.7
Solomon Islands	3.006	-	3.006	4.054	-	-	4.054	-	1.832	-	1.832	60.9	-	-	60.9	45.2	-	-	45.2	45.2
Timor-Leste	2.924	-	1.986	4.911	4.292	-	4.895	9.188	2.114	-	0.771	2.885	72.3	-	38.8	58.7	49.2	-	15.8	31.4
Tonga	7.666	-	10.061	17.727	8.136	-	12.633	20.768	3.364	-	5.829	9.193	43.9	-	57.9	51.9	41.4	-	46.1	44.3
Tuvalu	0.760	-	-	0.760	0.947	-	-	0.947	0.760	-	-	0.760	100.0	-	-	100.0	80.3	-	-	80.3
Vanuatu	0.600	-	7.449	8.049	1.380	-	10.443	11.823	2.154	-	4.925	7.078	358.9	-	66.1	87.9	156.1	-	47.2	59.9
Subtotal	48.577	-	44.960	93.538	58.995	-	61.005	119.999	34.893	-	34.251	69.143	71.8	-	76.2	73.9	59.1	-	56.1	57.6
E. Southeast Asia (SERD)																				
Cambodia	3.741	-	22.318	26.059	5.391	-	27.432	32.823	3.169	-	11.547	14.716	84.7	-	51.7	56.5	58.8	-	42.1	44.8
Indonesia	-	-	4.570	4.570	-	-	6.396	6.396	-	-	0.936	0.936	-	-	20.5	20.5	-	-	14.6	14.6
Lao People's Democratic Republic	22.688	-	1.322	24.010	31.932	-	1.440	33.373	24.905	-	2.230	27.135	109.8	-	168.6	113.0	78.0	-	154.8	81.3
Myanmar	-	-	7.022	7.022	-	-	12.403	12.403	-	-	3.232	3.232	-	-	46.0	46.0	-	-	26.1	26.1
Philippines	-	0.100	7.800	7.900	-	0.200	9.897	10.097	-	-	2.611	2.611	-	-	33.5	33.1	-	-	26.4	25.9
Regional	-	-	0.659	0.659	-	-	1.194	1.194	-	-	0.346	0.346	-	-	52.5	52.5	-	-	29.0	29.0
Thailand	-	-	1.943	1.943	-	-	1.943	1.943	-	-	0.048	0.048	-	-	2.5	2.5	-	-	2.5	2.5
Viet Nam	-	-	9.162	9.162	-	-	20.507	20.507	-	-	12.486	12.486	-	-	136.3	136.3	-	-	60.9	60.9
Subtotal	26.429	0.100	54.796	81.325	37.324	0.200	81.213	118.736	28.074	-	33.435	61.508	106.2	-	61.0	75.6	75.2	-	41.2	51.8
Subtotal - Operations 2	78.521	0.138	115.974	194.633	100.309	0.338	164.926	265.574	63.925	0.293	71.491	135.708	81.4	211.6	61.6	69.7	63.7	86.6	43.3	51.1
TOTAL	325.227	0.138	269.029	594.395	498.989	1.838	403.012	903.839	290.630	2.293	138.667	431.590	89.4	1,655.8	51.5	72.6	58.2	124.7	34.4	47.8

- = nil, ADF = Asian Development Fund, OSF = Other Special Fund

^a Includes grants that were closed during the period.

^b Excludes disbursement projections for partially administered grants (192, 273, 358, 427).

Sources: Grant Financial Information System, eOperations, Regional Departments.

PROJECT GRANT DISBURSEMENTS ^a
(1 January - 30 September 2017, \$ million)

	Projected ^b								Actual				Achievements (%)							
	First Three Qtrs				For the Year				First Three Qtrs				First Three Qtrs Actual vs. First Three Qtrs Projection				First Three Qtrs Actual vs. Yearly Projection			
	ADF	OSF	Others	Total	ADF	OSF	Others	Total	ADF	OSF	Others	Total	ADF	OSF	Others	Total	ADF	OSF	Others	Total
I. OPERATIONS 1																				
A. Central and West Asia (CWRD)																				
Afghanistan	132.406	-	46.932	179.338	213.275	-	90.909	304.184	120.675	-	16.532	137.207	91.1	-	35.2	76.5	56.6	-	18.2	45.1
Kyrgyz Republic	18.415	-	0.365	18.780	24.042	-	0.491	24.533	21.607	-	0.349	21.957	117.3	-	95.7	116.9	89.9	-	71.2	89.5
Pakistan	-	-	76.650	76.650	-	-	96.513	96.513	-	-	19.350	19.350	-	-	25.2	25.2	-	-	20.0	20.0
Tajikistan	45.096	-	1.492	46.588	58.596	-	2.880	61.476	40.855	-	4.422	45.277	90.6	-	296.4	97.2	69.7	-	153.6	73.7
Subtotal	195.917	-	125.440	321.356	295.912	-	190.793	486.705	183.137	-	40.654	223.791	93.5	-	32.4	69.6	61.9	-	21.3	46.0
B. South Asia (SARD)																				
Bangladesh	-	-	13.899	13.899	-	-	26.983	26.983	-	-	10.782	10.782	-	-	77.6	77.6	-	-	40.0	40.0
Bhutan	11.092	-	-	11.092	13.047	-	-	13.047	4.638	-	-	4.638	41.8	-	-	41.8	35.6	-	-	35.6
India	-	-	3.166	3.166	-	-	4.180	4.180	-	-	1.010	1.010	-	-	31.9	31.9	-	-	24.2	24.2
Maldives	0.555	-	0.080	0.635	4.350	-	0.880	5.230	10.863	-	0.603	11.466	1,957.6	-	754.0	1,806.0	249.7	-	68.5	219.2
Nepal	33.597	-	7.342	40.938	60.584	-	10.880	71.464	25.881	-	11.235	37.116	77.0	-	153.0	90.7	42.7	-	103.3	51.9
Regional	-	-	0.380	0.380	-	-	0.931	0.931	-	-	0.418	0.418	-	-	110.1	110.1	-	-	44.9	44.9
Sri Lanka	5.546	-	0.305	5.851	5.546	1.500	0.994	8.041	2.186	2.000	0.030	4.216	39.4	-	10.0	72.1	39.4	133.3	3.1	52.4
Subtotal	50.790	-	25.172	75.961	83.527	1.500	44.849	129.876	43.568	2.000	24.079	69.647	85.8	-	95.7	91.7	52.2	133.3	53.7	53.6
Subtotal - Operations 1	246.706	-	150.611	397.318	379.440	1.500	235.642	616.581	226.705	2.000	64.733	293.438	91.9	-	43.0	73.9	59.7	133.3	27.5	47.6
II. OPERATIONS 2																				
C. East Asia (EARD)																				
China, People's Republic of	-	0.038	12.276	12.314	-	0.138	17.566	17.705	-	0.293	1.418	1.711	-	761.6	11.6	13.9	-	211.6	8.1	9.7
Mongolia	3.514	-	3.942	7.457	3.991	-	5.142	9.134	0.958	(0.00001)	2.387	3.345	27.3	-	60.6	44.9	24.0	-	46.4	36.6
Subtotal	3.514	0.038	16.218	19.771	3.991	0.138	22.709	26.838	0.958	0.293	3.805	5.057	27.3	761.6	23.5	25.6	24.0	211.6	16.8	18.8
D. Pacific (PARD)																				
Cook Islands	-	-	-	-	-	-	-	-	-	-	3.819	3.819	-	-	-	-	-	-	-	-
Kiribati	11.370	-	0.693	12.064	11.800	-	0.912	12.712	11.450	-	1.923	13.372	100.7	-	277.3	110.8	97.0	-	210.7	105.2
Marshall Islands	1.883	-	1.498	3.381	2.509	-	1.928	4.437	1.303	-	1.045	2.348	69.2	-	69.7	69.5	51.9	-	54.2	52.9
Nauru	1.947	-	5.041	6.988	3.447	-	5.791	9.238	1.049	-	3.388	4.437	53.9	-	67.2	63.5	30.4	-	58.5	48.0
Papua New Guinea	-	-	14.541	14.541	-	-	20.582	20.582	-	-	9.694	9.694	-	-	66.7	66.7	-	-	47.1	47.1
Regional	-	-	0.410	0.410	-	-	0.426	0.426	-	-	0.108	0.108	-	-	26.4	26.4	-	-	25.4	25.4
Samoa	13.420	-	3.282	16.702	17.429	-	3.395	20.823	5.867	-	2.750	8.617	43.7	-	83.8	51.6	33.7	-	81.0	41.4
Solomon Islands	3.006	-	-	3.006	4.054	-	-	4.054	1.832	-	-	1.832	60.9	-	-	60.9	45.2	-	-	45.2
Timor-Leste	2.924	-	1.986	4.911	4.292	-	4.895	9.188	2.114	-	0.771	2.885	72.3	-	38.8	58.7	49.2	-	15.8	31.4
Tonga	5.416	-	10.061	15.477	5.886	-	12.633	18.518	1.114	-	5.829	6.943	20.6	-	57.9	44.9	18.9	-	46.1	37.5
Tuvalu	0.760	-	-	0.760	0.947	-	-	0.947	0.760	-	-	0.760	100.0	-	-	100.0	80.3	-	-	80.3
Vanuatu	0.600	-	7.449	8.049	1.380	-	10.443	11.823	2.154	-	4.925	7.078	358.9	-	66.1	87.9	156.1	-	47.2	59.9
Subtotal	41.327	-	44.960	86.288	51.745	-	61.005	112.749	27.643	-	34.251	61.893	66.9	-	76.2	71.7	53.4	-	56.1	54.9
E. Southeast Asia (SERD)																				
Cambodia	3.741	-	22.318	26.059	5.391	-	27.432	32.823	3.169	-	11.547	14.716	84.7	-	51.7	56.5	58.8	-	42.1	44.8
Indonesia	-	-	4.570	4.570	-	-	6.396	6.396	-	-	0.936	0.936	-	-	20.5	20.5	-	-	14.6	14.6
Lao People's Democratic Republic	22.688	-	1.322	24.010	31.932	-	1.440	33.373	24.905	-	2.230	27.135	109.8	-	168.6	113.0	78.0	-	154.8	81.3
Myanmar	-	-	7.022	7.022	-	-	12.403	12.403	-	-	3.232	3.232	-	-	46.0	46.0	-	-	26.1	26.1
Philippines	-	0.100	7.800	7.900	-	0.200	9.897	10.097	-	-	2.611	2.611	-	-	33.5	33.1	-	-	26.4	25.9
Regional	-	-	0.659	0.659	-	-	1.194	1.194	-	-	0.346	0.346	-	-	52.5	52.5	-	-	29.0	29.0
Thailand	-	-	1.943	1.943	-	-	1.943	1.943	-	-	0.048	0.048	-	-	2.5	2.5	-	-	2.5	2.5
Viet Nam	-	-	9.162	9.162	-	-	20.507	20.507	-	-	12.486	12.486	-	-	136.3	136.3	-	-	60.9	60.9
Subtotal	26.429	0.100	54.796	81.325	37.324	0.200	81.213	118.736	28.074	-	33.435	61.508	106.2	-	61.0	75.6	75.2	-	41.2	51.8
Subtotal - Operations 2	71.271	0.138	115.974	187.383	93.059	0.338	164.926	258.324	56.675	0.293	71.491	128.458	79.5	211.6	61.6	68.6	60.9	86.6	43.3	49.7
TOTAL	317.977	0.138	266.585	584.701	472.499	1.838	400.568	874.905	283.380	2.293	136.223	421.896	89.1	1,655.8	51.1	72.2	60.0	124.7	34.0	48.2

- = nil, ADF = Asian Development Fund, OSF = Other Special Fund

^a Includes grants that were closed during the period.

^b Excludes disbursement projections for partially administered grants (192, 273, 358, 427).

Sources: Grant Financial Information System, eOperations.

POLICY-BASED GRANT DISBURSEMENTS ^a
(1 January - 30 September 2017, \$ million)

	Projected ^b								Actual				Achievements (%)							
	First Three Qtrs				For the Year				First Three Qtrs				First Three Qtrs Actual vs. First Three Qtrs Projection				First Three Qtrs Actual vs. Yearly Projection			
	ADF	OSF	Others	Total	ADF	OSF	Others	Total	ADF	OSF	Others	Total	ADF	OSF	Others	Total	ADF	OSF	Others	Total
I. OPERATIONS 1																				
A. Central and West Asia (CWRD)																				
Afghanistan	-	-	-	-	-	-	-	-	-	-	-	-	-	-	-	-	-	-	-	-
Kyrgyz Republic	-	-	-	-	-	-	-	-	-	-	-	-	-	-	-	-	-	-	-	-
Pakistan	-	-	-	-	-	-	-	-	-	-	-	-	-	-	-	-	-	-	-	-
Tajikistan	-	-	-	-	19.240	-	-	19.240	-	-	-	-	-	-	-	-	-	-	-	-
Subtotal	-	-	-	-	19.240	-	-	19.240	-	-	-	-	-	-	-	-	-	-	-	-
B. South Asia (SARD)																				
Bangladesh	-	-	-	-	-	-	-	-	-	-	-	-	-	-	-	-	-	-	-	-
Bhutan	-	-	-	-	-	-	-	-	-	-	-	-	-	-	-	-	-	-	-	-
India	-	-	-	-	-	-	-	-	-	-	-	-	-	-	-	-	-	-	-	-
Maldives	-	-	-	-	-	-	-	-	-	-	-	-	-	-	-	-	-	-	-	-
Nepal	-	-	2.444	2.444	-	-	2.444	2.444	-	-	2.444	2.444	-	-	100.0	100.0	-	-	100.0	100.0
Regional	-	-	-	-	-	-	-	-	-	-	-	-	-	-	-	-	-	-	-	-
Sri Lanka	-	-	-	-	-	-	-	-	-	-	-	-	-	-	-	-	-	-	-	-
Subtotal	-	-	2.444	2.444	-	-	2.444	2.444	-	-	2.444	2.444	-	-	100.0	100.0	-	-	100.0	100.0
Subtotal - Operations 1	-	-	2.444	2.444	19.240	-	2.444	21.684	-	-	2.444	2.444	-	-	100.0	100.0	-	-	100.0	11.3
II. OPERATIONS 2																				
C. East Asia (EARD)																				
China, People's Republic of	-	-	-	-	-	-	-	-	-	-	-	-	-	-	-	-	-	-	-	-
Mongolia	-	-	-	-	-	-	-	-	-	-	-	-	-	-	-	-	-	-	-	-
Subtotal	-	-	-	-	-	-	-	-	-	-	-	-	-	-	-	-	-	-	-	-
D. Pacific (PARD)																				
Cook Islands	-	-	-	-	-	-	-	-	-	-	-	-	-	-	-	-	-	-	-	-
Kiribati	-	-	-	-	-	-	-	-	-	-	-	-	-	-	-	-	-	-	-	-
Marshall Islands	-	-	-	-	-	-	-	-	-	-	-	-	-	-	-	-	-	-	-	-
Nauru	-	-	-	-	-	-	-	-	-	-	-	-	-	-	-	-	-	-	-	-
Papua New Guinea	-	-	-	-	-	-	-	-	-	-	-	-	-	-	-	-	-	-	-	-
Regional	-	-	-	-	-	-	-	-	-	-	-	-	-	-	-	-	-	-	-	-
Samoa	5.000	-	-	5.000	5.000	-	-	5.000	5.000	-	-	5.000	5.000	100.0	-	-	100.0	100.0	-	100.0
Solomon Islands	-	-	-	-	-	-	-	-	-	-	-	-	-	-	-	-	-	-	-	-
Timor-Leste	-	-	-	-	-	-	-	-	-	-	-	-	-	-	-	-	-	-	-	-
Tonga	2.250	-	-	2.250	2.250	-	-	2.250	2.250	-	-	2.250	2.250	100.0	-	-	100.0	100.0	-	100.0
Tuvalu	-	-	-	-	-	-	-	-	-	-	-	-	-	-	-	-	-	-	-	-
Vanuatu	-	-	-	-	-	-	-	-	-	-	-	-	-	-	-	-	-	-	-	-
Subtotal	7.250	-	-	7.250	7.250	-	-	7.250	7.250	-	-	7.250	7.250	100.0	-	-	100.0	100.0	-	100.0
E. Southeast Asia (SERD)																				
Cambodia	-	-	-	-	-	-	-	-	-	-	-	-	-	-	-	-	-	-	-	-
Indonesia	-	-	-	-	-	-	-	-	-	-	-	-	-	-	-	-	-	-	-	-
Lao People's Democratic Republic	-	-	-	-	-	-	-	-	-	-	-	-	-	-	-	-	-	-	-	-
Myanmar	-	-	-	-	-	-	-	-	-	-	-	-	-	-	-	-	-	-	-	-
Philippines	-	-	-	-	-	-	-	-	-	-	-	-	-	-	-	-	-	-	-	-
Regional	-	-	-	-	-	-	-	-	-	-	-	-	-	-	-	-	-	-	-	-
Thailand	-	-	-	-	-	-	-	-	-	-	-	-	-	-	-	-	-	-	-	-
Viet Nam	-	-	-	-	-	-	-	-	-	-	-	-	-	-	-	-	-	-	-	-
Subtotal	-	-	-	-	-	-	-	-	-	-	-	-	-	-	-	-	-	-	-	-
Subtotal - Operations 2	7.250	-	-	7.250	7.250	-	-	7.250	7.250	-	-	7.250	7.250	100.0	-	-	100.0	100.0	-	100.0
TOTAL	7.250	-	2.444	9.694	26.490	-	2.444	28.934	7.250	-	2.444	9.694	100.0	-	100.0	100.0	27.4	-	100.0	33.5

- = nil, ADF = Asian Development Fund, OSF = Other Special Fund

^a Includes grants that were closed during the period.

^b Excludes disbursement projections for partially administered grants (192, 273, 358, 427).

Sources: Grant Financial Information System, Regional Departments.

STATUS OF POLICY-BASED LOAN TRANCHE RELEASES
(1 January - 30 September 2017, \$ million)

Country/ Loan No.	Fund	Project Name	Date Approved	Loan Effective- ness Date	Net Loan Amount	Dept.	Div.	Expected Tranche Releases			Actual Tranche Releases		Cum. Disburse- ment	
								Tranche No.	Release Date	Tranche Amount	Actual Date of Release	Amount Disbursed		
A. Loans with Tranche Releases														
Bhutan														
1.	3258	- COL	Strengthening Economic Management Program II	02 Jun 15	16 Jun 15	19.967	SARD	SAPF	1	01-Dec-16 31-Dec-16 31-Mar-17 15-Jun-17	19.967	30 May 17	19.967	19.967
Cambodia														
2.	2673	- COL	Water Resources Management Sector Development Program	23 Sep 10	03 Jun 11	19.468	SERD	SEER	1	31 Dec 10 28 Feb 11 Aug 2011 Oct 2011 13 Sep 11	10.372	03 Oct 11	10.372	19.468
									2	31 Dec 12 28 Feb 13 30 Jun 13 30 Jun 15 31 Dec 15 30-Jun-16 31-Jul-16 19-Dec-16 30-Jun-17	8.981	22 May 17	9.096	
3.	3460	- COL	Inclusive Financial Sector Development Program (Subprogram 1)	17 Nov 16	14 Feb 17	38.632	SERD	SEPF	1	28 Feb 17	38.352	17 Feb 17	38.632	38.632
India														
4.	2452	- OCR	Khadi Reform and Development Program	02 Oct 08	02 Feb 10	105.000	SARD	INRM	1	31 Jan 09	20.000	17 Feb 10	20.000	60.000
									2	30 Sep 09 30 Sep 15 Q4 2016 Q1 2017	40.000	17 Mar 17	40.000	
									3	31 Oct 10 30 Sep 15 Q4 2017	45.000			
Indonesia														
5.	3541	- OCR	Financial Market Development and Inclusion Program (Subprogram 2)	28 Jun 17	07 Sep 17	400.000	SERD	SEPF	1	25 Aug 17	400.000	15 Sep 17	400.000	400.000
Mongolia														
6.	3533	- OCR	Banking Sector Rehabilitation and Financial Stability Strengthening Program	30 May 17	31 Jul 17	100.000	EARD	EAPF	1	26 Jul 17	100.000	03 Aug 17	100.000	100.000
Pakistan														
7.	3537	- OCR	Sustainable Energy Sector Reform Program (Subprogram 3)	15 Jun 17	16 Jun 17	300.000	CWRD	CWEN	1	01 Jun 17	300.000	20 Jun 17	300.000	300.000
8.	3538	- COL	Public Sector Enterprises Reform Program (Subprogram 2)	22 Jun 17	22 Jun 17	300.000	CWRD	CWPF	1	01 Jun 17	300.000	23 Jun 17	300.000	300.000
Philippines														
9.	3505	- OCR	Local Government Finance and Fiscal Decentralization Reform Program, Subprogram 2	13 Dec 16	22 Feb 17	250.000	SERD	SEPF	1	30 Apr 17 07 Apr 17 Aug-17	250.000	11 Aug 17	250.000	250.000
Tonga														
10.	3531	- COL	Building Macroeconomic Resilience Program (Subprogram 2)	29 May 17	01 Jun 17	2.807	PARD	PAUS	1	Q2 2017	2.807	13 Jun 17	2.807	2.807
Subtotal (A)						1,535.875						1,490.875	1,490.875	

B. Loans without Tranche Release

Armenia														
1.	3453	- OCR	Infrastructure Sustainability Support Program (Phase 2)	10 Nov 16	27 Dec 16	90.000	CWRD	CWPF	1	27 Dec 16	60.000	27 Dec 16	60.000	60.000
									2	27 Dec 17 29-Sep-17 10-Nov-17 11-Dec-17	30.000			
Bangladesh														
2.	2362	- COL	Good Governance Program	30 Oct 07	26 Nov 07	147.019	SARD	BRM	1	26 Nov 07	52.120	29 Nov 07	52.120	105.506
									2	26 Aug 08 26 Nov 08	53.387	28 Nov 08	53.387	
									3	30 Jun 09 30 Sep 10 25 Nov 10 31 Jul 11 31 Dec 11 Q2 2012 Dec 2012 30 Jun 13 30 Jun 14 31 Dec 14	41.513			

STATUS OF POLICY-BASED LOAN TRANCHE RELEASES
(1 January - 30 September 2017, \$ million)

Country/ Loan No.	Fund	Project Name	Date Approved	Loan Effective- ness Date	Net Loan Amount	Dept.	Div.	Expected Tranche Releases			Actual Tranche Releases		Cum. Disburse- ment	
								Tranche No.	Release Date	Tranche Amount	Actual Date of Release	Amount Disbursed		
3.	3318	- OCR	Third Capital Market Development Program	20 Nov 15	11 Dec 15	150.000	SARD	SAPF	1	30-Jun-15 31-Dec-15 Q2 2016 Q2 2018	80.000	15-Dec-15	80.000	80.000
									2	Dec-15 15-Jun-17 30-Mar-18 30-Jun-18	70.000			
4.	3319	- COL	Third Capital Market Development Program	20 Nov 15	11 Dec 15	101.310	SARD	SAPF	1	15-Jun-17 30-Mar-18 30-Jun-18	101.310			
Cambodia														
5.	3006	- COL	Climate-Resilient Rice Commercialization Sector Development Program	27 Jun 13	13 Nov 13	23.574	SERD	CARM	1	Q1 2014 31 Dec 13	12.299	19 Dec 13	12.299	12.299
									2	30 Jun 16 30 Sep 16 30-Nov-16 30-Jun-17 30-Dec-17 Q1 2018	11.275			
6.	3166	- COL	Technical and Vocational Education and Training Sector Development Program	26 Sep 14	09 Jan 15	6.347	SERD	CARM	1	09 Jan 15 01 Apr 15	3.143	13 Apr 15	3.143	3.143
									2	29 Dec 17 31 Jan 18	3.204			
Cooks Islands														
7.	3479	- OCR	Disaster Resilience Program	02 Dec 16	06 Feb 17	10.057	PARD	PAUS	1	Q4 2017	10.057			
India														
8.	3182	- OCR	Rajasthan Urban Sector Development Program	24 Oct 14	25 Nov 15	250.000	SARD	SAUW	1	31-Dec-15 31-Dec-17 Q4 2018	125.000	22 Dec 15	125.000	125.000
									2		125.000			
9.	3187	- OCR	Punjab Development Finance Program	19 Nov 14	12 Dec 14	200.000	SARD	SAPF	1	Dec-14	50.000	18 Dec 14	50.000	50.000
									2	Jun-16 Sep-16 Jun-17 Dec-17 Mar-18	50.000			
									3	Jan-17 30-Apr-17 Jun-17 Mar-18	100.000			
10.	3424	- OCR	Visakhapatnam-Chennai Industrial Corridor Development Program	20 Sep 17	05 May 17	125.000	SARD	SAUW	1	Q3 2017 Nov-17	62.500			
									2	Dec-19	62.500			
11.	3563	- OCR	Second West Bengal Development Finance Program	20 Sep 16	-	300.000	SARD	SAPF	1	Nov-17	150.000			
									2	Sep-19	150.000			
Indonesia														
12.	3561	- OCR	Sustainable and Inclusive Energy Program (Subprogram 2)	14 Sep 17	-	400.000	SERD	SEEN	1	Nov-17 Q4 2017	400.000			
Lao People's Democratic Republic														
13.	2777	- COL	Secondary Education Sector Development Program	20 Sep 11	09 Jan 12	9.332	SERD	SEHS	1	31 Dec 13 Mar 2014	4.870	30 Jun 14	4.870	4.870
									2	30 Jun 14 Q4 2016 Q1 2017 Q2 2018	4.462			
Mongolia														
14.	3532	- OCR	Social Welfare Support Program Phase 2	30 May 17	11 Aug 17	150.000	EARD	EAPF	1	26 Jul 17 02 Nov 17	100.000			
									2	Q1 2018	50.000			
Nepal														
15.	3546	- COL	South Asia Subregional Economic Cooperation Customs Reform and Modernization for Trade Facilitation Program	07 Jul 17	26 Sep 17	21.681	SARD	SARC	1	16 Oct 17 08 Nov 17	10.000			
									2	Oct-19	11.681			
Philippines														
16.	3530	- OCR	Facilitating Youth School-to-Work Transition Program (Subprogram 1)	23 May 17	-	300.000	SERD	SEPF	1	Q4 2017	300.000			
Sri Lanka														
17.	3446	- OCR	Capital Market Development Program	26 Oct 16	-	250.000	SARD	SAPF	1	Mar-17 Jun-17 Q1 2018	125.000			
									2	Sep-18 30-Dec-18	125.000			

STATUS OF POLICY-BASED LOAN TRANCHE RELEASES
(1 January - 30 September 2017, \$ million)

Country/ Loan No.	Fund	Project Name	Date Approved	Loan Effective- ness Date	Net Loan Amount	Dept.	Div.	Expected Tranche Releases			Actual Tranche Releases		Cum. Disburse- ment
								Tranche No.	Release Date	Tranche Amount	Actual Date of Release	Amount Disbursed	
Taiikistan													
18. 3513	- COL	Investment Climate Reforms Program - Subprogram 2	22 Dec 16	22-Sep-17	31.705	CWRD	CWPF	1	{	28-Feb-17 29-Sep-17 10-Nov-17	31.705		
Viet Nam													
19. 3493	- COL	Second Secondary Education Section Development Program	08 Dec 16	2-Jun-17	50.468	SERD	SEHS	1		Q4 2017	50.468		
20. 3502	- OCR	Improving Public Expenditure Quality Program (Subprogram 1)	13 Dec 16	-	82.700	SERD	SEPF	1	{	30 Jun 17 Aug-17 Dec-17	82.700		
21. 3503	- COL	Improving Public Expenditure Quality Program (Subprogram 1)	13 Dec 16	-	120.813	SERD	SEPF	1	{	30 Jun 17 Aug-17 Dec-17	120.813		
Subtotal (B)					2.820.006							440.818	440.818
TOTAL (A + B)					4,355.881							1,931.693	1,931.692

COL = concessional OCR lending, OCR = ordinary capital resources
Sources: eOperations, Loan Financial Information Systems, Regional Departments.

STATUS OF POLICY-BASED GRANT TRANCHE RELEASES
(1 January - 30 September 2017, \$ million)

Country / Grant No.	Fund	Project Name	Date Approved	Grant Effectivity Date	Net Grant Amount	Dept	Div	Expected Tranche Releases			Actual Tranche Releases		Cum. Disburse- ment	
								Tranche No.	Release Date	Tranche Amount	Actual Date of Release	Amount Disbursed		
A. Grants with Tranche Release														
Nepal														
1. 0306	- UKNIG	Strengthening Public Management Program	26-Sep-12	26-Aug-13	3.344	SARD	NRM	1	31 May 13	0.900		9-Sep-13	0.900	3.344
									31 Jul 13					
								2	31-Jul-15	3.100		17-Jan-17	2.444	
									15-Dec-16					
									Q1 2017					
Samoa														
2. 0525	- ADF	Fiscal Resilience Improvement Program (Subprogram 1)	7-Dec-16	14-Mar-17	5.000	PARD	SPSO	1	16-Feb-17	5.000		29-Mar-17	5.000	5.000
Tonga														
3. 0532	- ADF	Building Macroeconomic Resilience Program (Subprogram 2)	29-May-17	1-Jun-17	2.250	PARD	PAUS	1	Q2 2017	2.250		13-Jun-17	2.250	2.250
Subtotal (A)					10.594								10.594	10.594
B. Grants without Tranche Release														
Kyrgyz Republic														
1. 0407	- ADF	Strengthening Education System Sector Development Program	29-Sep-14	28-Jul-15	10.000	CWRD	CWSS	1	Q3 2015	3.000		31-Jul-15	3.000	3.000
								2	Q3 2017	7.000				
									30-Dec-17					
									30-Sep-18					
Tajikistan														
2. 0530	- ADF	Investment Climate Reforms Program - Subprogram 2	22-Dec-16	22-Sep-17	19.240	CWRD	CWPF	1	28-Feb-17	19.240				
									29-Sep-17					
									10-Nov-17					
Subtotal (B)					29.240								3.000	3.000
Total (A + B)					39.834								13.594	13.594

ADF= Asian Development Fund, UKNIG = UK and Northern Ireland Grant
Sources: eOperations, Grant Financial Information Systems, Regional Departments

LOANS AND GRANTS WITH COST OVERRUNS
(1 January - 30 September 2017)

Country/Loan No.	Project Name	Project Cost (\$ million)	Principal Amount (\$ million)	Net Amount (\$ million)	Date Identified/ Approval Date of Cost Overrun	Cost Overrun Amount (\$ million)	Reason and Proposed Action
Azerbaijan							
1. L3407 - AZE	Power Distribution Enhancement Investment Program - Tranche 1	325.00	250.00	250.00	19-Jun-17	3.50	<p>Changed conditions in the marketplace. The first few contracts awarded in 2016 were 15-20% lower than estimated costs. The same trend did not follow in the remaining contracts that were awarded in 2017.</p> <p>Action Taken: EA will request to utilize part of the IDC after substantial disbursements are made.</p>
Bangladesh							
2. L3142/L8285 - BAN	Third Urban Governance and Infrastructure Improvement (Sector) Project	236.00	125.00	113.55	Oct 2016	60.0 (Approx.)	<p>Shortfall from the underestimation of the investment requirements under the current project to enable the continued financing of (a) priority infrastructure and governance improvements in 30 window A pourashavas, and climate and disaster resilience aspects under ^{output 1}</p> <p>Action Taken: Processing of additional financing which was approved by the ADB Board on 8 August 2017 (L3551-BAN).</p>
Pakistan							
3. L2286 - PAK	Renewable Energy Development Sector Investment Program - Tranche 1	145.00	117.18	117.18	15-Jun-16	17.55	<p>Insufficient loan proceeds due to decline in JPY - US dollar exchange rate.</p> <p>Action Taken: The governments of Khyber Pakhtunkhwa and Punjab have agreed to finance the cost overrun from their own resources.</p>

Source: Regional Departments.

CANCELLATION OF LOAN/GRANT PROCEEDS ^a
(1 January - 30 September 2017)

Country/ Loan/ Grant No.	Fund	Project Name	Division	Principal Amount (\$ million)	Amount Cancelled (\$ million)	Cancellation Date	Reasons for Cancellations
I. LOANS							
A. Regular OCR Lending							
Bangladesh							
1. 2188 - BAN	OCR	Gas Transmission and Development	BRM	225.000	20.159	18-May-17	Identified as loan savings across all categories. The government is requesting this cancelled amount to be used for flood affected people.
2. 2316 - BAN	OCR	Railway Sector Investment Program - Tranche 1	BRM	100.000	0.069	4-May-17	Undisbursed balance at closing.
3. 3097 - BAN	OCR	Railway Sector Investment Program - Tranche 3	BRM	100.000	27.352	4-May-17	Cost underrun due to competitive bidding price for procurement of railway coaches.
4. 3376 - BAN	OCR	Railway Sector Investment Program - Tranche 4 (Additional Financing)	BRM	50.000	27.294	4-May-17	Unutilized loan savings from civil works at loan closing.
China People's Republic of							
5. 2474 - PRC	OCR	Dryland Sustainable Agriculture	EAER	83.000	9.937	22-Sep-17	Unutilized loan balance from works and goods due to the dynamic market situation wherein some participating enterprises decided to proceed without ADB funds or changed plan investments for ADB funding.
6. 2491 - PRC	OCR	Guangxi Wuzhou Urban Development	EASS	100.000	2.047	31-Jul-17	Undisbursed balance at closing.
7. 2632 - PRC	OCR	Integrated Renewable Biomass Energy Development Sector	PRCM	66.080	6.018	31-Aug-17	Savings as a result of subprojects drop-out.
India							
8. 2309 - IND	OCR	Uttaranchal Power Sector Investment Program - Tranche 1	SAEN	41.920	2.850	8-Feb-17	Undisbursed balance at closing.
9. 2498 - IND	OCR	Uttarakhand Power Sector Investment Program - Tranche 2	SAEN	62.400	1.463	8-Feb-17	Undisbursed balance at closing.
10. 2502 - IND	OCR	Uttarakhand Power Sector Investment Program - Tranche 3	SAEN	30.600	2.591	8-Feb-17	Undisbursed balance at closing.
11. 2638 - IND	OCR	North Karnataka Urban Sector Investment Program - Tranche 2	INRM	123.000	6.928	20-Apr-17	Savings from all categories at loan closing.
12. 2660 - IND	OCR	National Capital Region Urban Infrastructure Financing Facility - Tranche 1	OT ALLOC	78.000	0.00000001	31-May-17	Undisbursed balance at closing.
13. 2764 - IND	OCR	Madhya Pradesh Energy Efficiency Improvement Investment Program - Tranche 1	INRM	200.000	15.000	7-Mar-17	Savings from equipment under Madhya Pradesh Paschim Kshetra Vidyut Vitaran Company (DISCOM-W).
2764 - IND	OCR	Madhya Pradesh Energy Efficiency Improvement Investment Program - Tranche 1	INRM	200.000	8.000	10-Jul-17	Savings from Madhya Pradesh Poorva Kshetra Vidyut Vitaran Company (DISCOM-E) due to depreciation in INR since inception and during execution period. No further contracts are to be committed.
14. 2797 - IND	OCR	Uttarakhand Urban Sector Development Investment Program - Tranche 2	INRM	100.000	20.000	24-Aug-17	Unutilized amount due to droppages of contracts under equipment and civil works in water supply distribution network in Dehradun.
15. 2830 - IND	OCR	Madhya Pradesh Energy Efficiency Improvement Investment Program - Tranche 2	INRM	200.000	20.000	10-Jul-17	Savings from DISCOM-W due to depreciation in INR since inception and during execution period. No further contracts are to be committed.
16. 2881 - IND	OCR	Rural Connectivity Investment Program - Tranche 1	INRM	252.000	13.000	10-Feb-17	Loan surplus from civil works category due to foreign exchange fluctuations.
17. 2882 - IND	OCR	North Karnataka Urban Sector Investment Program - Tranche 3	INRM	60.000	16.632	20-Apr-17	Savings from all categories at loan closing.
18. 2924 - IND	OCR	Uttarakhand Power Sector Investment Program - Tranche 4	SAEN	150.000	0.339	8-Feb-17	Undisbursed balance at closing.
19. 3040 - IND	OCR	Uttarakhand State-Road Investment Program - Tranche 3	INRM	150.000	10.000	19-May-17	Loan surplus identified during Tripartite Portfolio Review Meeting last 6-7 April 2017 between DEA, EA and ADB.
20. 3055 - IND	OCR	Uttarakhand Emergency Assistance	INRM	200.000	10.000	22-Feb-17	Loan surplus from the unallocated category identified on the recent Tripartite Portfolio Review Mission on 16 September 2016.
3055 - IND	OCR	Uttarakhand Emergency Assistance	INRM	200.000	5.000	31-May-17	Loan surplus identified during Tripartite Portfolio Review Meeting last 6-7 April 2017 between DEA, EA and ADB.
21. 3088 - IND	OCR	North Karnataka Urban Sector Investment Program - Tranche 4	INRM	63.300	20.741	20-Apr-17	Unutilized amount from civil works at loan closing.
Indonesia							
22. 2500 - INO	OCR	Integrated Citarum Water Resources Management Investment Program - Tranche 1	IRM	20.000	2.700	6-Jan-17	Partial cancellations as part of loan closing process.

CANCELLATION OF LOAN/GRANT PROCEEDS ^a
(1 January - 30 September 2017)

Country/ Loan/ Grant No.	Fund	Project Name	Division	Principal Amount (\$ million)	Amount Cancelled (\$ million)	Cancellation Date	Reasons for Cancellations
2500 - INO	OCR	Integrated Citarum Water Resources Management Investment Program - Tranche 1	IRM	20.000	0.068	7-Sep-17	Unutilized loan balance at closing.
Pakistan							
23. 2971 - PAK	OCR	Punjab Irrigated Agriculture Investment Program - Tranche 3	PRM	73.000	14.000	8-May-17	Loan surplus from various loan categories per allocation table submitted by EA last 9 June 2017.
Philippines							
24. 2311 - PHI	OCR	Integrated Coastal Resources Management	SEER	33.800	0.499	26-May-17	Unutilized loan balance.
25. 2964 - PHI	OCR	Market Transformation through Introduction of Energy-Efficient Electric Vehicles Project	SEEN	300.000	268.060	16-Jan-17	Partial cancellation was requested by the Philippine government to avoid substantial commitment charges. Cancelled amount is the undisbursed portion of the loan in excess of the procured 3,000 E-trike units by Department of Energy. The project has suffered delays and low demand from the intended local government unit recipients due to the constraints involved like reduction in their ability to borrow for other essential municipal project. However, all the remaining uncommitted loan balance is reserved in the unallocated category due to ongoing discussion to revise implementation arrangement
Sri Lanka							
26. 2767 - SRI	OCR	National Highways Sector (Additional Financing)	SLRM	85.000	6.122	11-Sep-17	Savings were mainly from civil works due to appreciation of USD in 2015 and 2016.
Thailand							
27. 2608 - THA	OCR	Greater Mekong Subregion: Highway Expansion	SETC	77.100	0.110	10-Jan-17	Unutilized loan balance.
Turkmenistan							
28. 2737 - TKM	OCR	North-South Railway	CWTC	125.000	0.247	22-Mar-17	Undisbursed loan amount after final payments
Uzbekistan							
29. 2492 - UZB	OCR	Water Resources Management Sector	URM	85.000	1.170	29-May-17	Undisbursed balance at closing.
30. 2746 - UZB	OCR	Central Asia Regional Economic Cooperation Corridor 2 Road Investment Program - Tranche 2	URM	240.000	56.444	11-Aug-17	The allocation for physical and price contingencies were not utilized and the savings from contract contingencies were cancelled at completion
31. 3039 - UZB	OCR	Housing for Integrated Rural Development Investment Program - Tranche 2	OT ALLOC	200.000	0.469	31-May-17	Undisbursed balance at closing.
32. 3271 - UZB	OCR	Housing for Integrated Rural Development Investment Program – Tranche 3	URM	100.000	1.584	8-Feb-17	Undisbursed balance at closing.
Viet Nam							
33. 2610 - VIE	OCR	Mong Duong 1 Thermal Power Project - Tranche 2	SEEN	902.850	22.716	9-Jun-17	Savings from all cost categories after project completion.
34. 2848 - VIE	OCR	Power Transmission Investment Program - Tranche 1	VRM	120.500	17.170	29-Sep-17	Savings from all cost categories achieved from competitive bidding process; necessary work under each contract has been complied with
35. 2959 - VIE	OCR	Power Transmission Investment Program - Tranche 2	VRM	110.190	5.731	29-Sep-17	Savings from all cost categories; necessary work under each contract has been complied with.
Subtotal (Regular OCR Lending)					642.509		
B. Concessional OCR Lending							
Afghanistan							
36. 2227 - AFG	COL	Western Basins Water Resources Management	AFRM	64.262	3.547	31-Aug-17	Unutilized amount at loan closing
Bangladesh							
37. 1881 - BAN	COL	Post-Literacy and Continuing Education	BRM	76.895	10.092	8-Jun-17	Savings across all categories. EA requested to cancel the undisbursed loan balance.
38. 2317 - BAN	COL	Railway Sector Investment Program - Subproject 1	BRM	29.421	5.435	4-May-17	Unutilized loan savings at loan closing within available MFF period.

CANCELLATION OF LOAN/GRANT PROCEEDS ^a
(1 January - 30 September 2017)

Country/ Loan/ Grant No.	Fund	Project Name	Division	Principal Amount (\$ million)	Amount Cancelled (\$ million)	Cancellation Date	Reasons for Cancellations
39. 2425 - BAN	COL	Skills Development	BRM	46.435	0.001	24-Jul-17	Unutilized amount at loan closing
40. 2580 - BAN	COL	South Asia Tourism Infrastructure Development (Bangladesh, India and Nepal)	BRM	11.103	0.121	14-Feb-17	Undisbursed balance at closing.
41. 2623 - BAN	COL	Natural Gas Access Improvement	BRM	4.804	0.170	5-Jan-17	Undisbursed balance at closing.
42. 2688 - BAN	COL	Subregional Transport Project Preparatory Facility	SATC	22.091	0.0004	24-Jan-17	Undisbursed balance at closing.
Indonesia							
43. 2501 - INO	COL	Integrated Citarum Water Resources Management Investment Program - Tranche 1	IRM	29.771	5.187	7-Sep-17	Unutilized amount at loan closing
Kiribati							
44. 2718 - KIR	COL	Road Rehabilitation Project	SPSO	11.262	0.178	31-May-17	Undisbursed balance at closing.
Pakistan							
45. 2290 - PAK	COL	Power Transmission Enhancement Investment Program	PRM	9.850	5.577	23-Aug-17	Loan savings from consulting services.
46. 2300 - PAK	COL	Punjab Irrigated Agriculture Investment Program - Punjab Irrigated Agriculture Project Preparation Facility	CWER	10.075	0.000003	21-Sep-17	Undisbursed balance at closing.
47. 3214 - PAK	COL	Public Sector Enterprise Reforms	CWEN	18.714	18.714	19-Jul-17	Cancelled amount is no longer needed as the Government used their own resources and funds from other development partners to finance the public sector enterprise component.
Papua New Guinea							
48. 2497 - PNG	COL	Highlands Region Road Improvement Investment Program - Tranche 1	PNRM	28.930	0.004	7-Aug-17	Undisbursed balance at closing.
Sri Lanka							
49. 2477 - SRI	COL	Dry Zone Urban Water and Sanitation	SLRM	58.073	13.274	23-Aug-17	Contract for rehabilitation of two existing water treatment plants in Chilaw and Puttalam towns (Contract WTB/4B) was not awarded under the loan as construction of new water treatment (Contract WTP/4A) has not been completed
50. 3222 - SRI	COL	Integrated Road Investment Program - Tranche 2	SLRM	8.426	0.0000006	7-Apr-17	Undisbursed balance at closing.
Uzbekistan							
51. 2493 - UZB	COL	Water Resources Management Sector	URM	15.165	0.945	29-May-17	Undisbursed balance at closing.
Viet Nam							
52. 2460 - VIE	COL	GMS: Ha Noi-Lang Son, GMS: Ha Long- Mong Cai, and Ben Luc-Long Thanh Expressways Technical Assistance	SETC	24.290	5.332	8-May-17	Savings across all categories. The winding-up period for loan disbursement ended on 30Apr17; no more withdrawal applications and no pending loan disbursement.
53. 2511 - VIE	COL	Thanh Hoa City Comprehensive Socioeconomic Development	VRM	71.795	3.755	31-Mar-17	Partial cancellation as part of loan closing process.
54. 2653 - VIE	COL	Skills Enhancement	SEHS	19.139	3.713	24-Feb-17	Non-utilization of uncommitted balance.
Subtotal (Concessional OCR Lending)					76.046		
Total (Loan)					718.554		

II. GRANTS**A. Asian Development Fund (ADF)****Afghanistan**

1. 0244 - AFG	ADF	Road Network Development Investment Program - Tranche 2	AFRM	340.000	180.000	13-Aug-17	Reduction of project scope under the Ring Road. Cancelled amount will be reallocated to 2017 Afghanistan's country assistance program.
---------------	-----	--	------	---------	---------	-----------	---

Cambodia

2. 0156 - CAM	ADF	Second Rural Water Supply and Sanitation Sector Project	CARM	21.000	0.002	24-Aug-17	Undisbursed balance at closing.
3. 0222 - CAM	ADF	Public Financial Management for Rural Development Program	CARM	5.000	0.555	10-Feb-17	Undisbursed balance at closing.

CANCELLATION OF LOAN/GRANT PROCEEDS ^a
(1 January - 30 September 2017)

Country/ Loan/ Grant No.	Fund	Project Name	Division	Principal Amount (\$ million)	Amount Cancelled (\$ million)	Cancellation Date	Reasons for Cancellations
4. 0224 - CAM	ADF	Capacity Development to Support the Promoting Economic Diversification Program	SEPF	5.000	0.453	09-May-17	Undisbursed balance at closing.
Kiribati							
5. 0470 - KIR	ADF	Road Rehabilitation - Additional Financing	SPSO	2.400	0.0001	31-May-17	Undisbursed balance at closing.
Nepal							
6. 0215 - NEP	ADF	Detailed Engineering Study for the Upper Seti Hydropower	SAEN	2.500	0.001	19-Jan-17	Undisbursed balance at closing.
Solomon							
7. 0243 - SOL	ADF	Transport Sector Development	PLCO	12.000	0.0000001	19-Jul-17	Undisbursed balance at closing.
Tajikistan							
8. 0124 - TAJ	ADF	Nurek 500 kV Switchyard Reconstruction	TJRM	54.770	0.015	03-Apr-17	Undisbursed balance at closing.
9. 0301 - TAJ	ADF	Central Asia Regional Economic Cooperation Corridor 6 (Ayni-Uzbekistan Border Road) Improvement	TJRM	100.000	0.007	07-Aug-17	Undisbursed balance at closing.
		Subtotal (ADF)			181.033		
B. Other Special Funds (OSF)							
China, Peoples Republic of							
10. 0196 - PRC	CLCF	Tianjin Integrated Gasification Combined Cycle Power Plant	EAEN	5.000	0.132	19-Jul-17	Undisbursed balance at closing.
Mongolia							
11. 0475 - MON	APDRF	Dzud Disaster Response	MNRM	2.000	0.00001	06-Mar-17	Undisbursed balance at closing.
		Subtotal (OSF)			0.132		
C. Other Sources							
Afghanistan							
12. 9165 - AFG	JFPR	Community-Based Irrigation Rehabilitation and Development	AFRM	10.000	0.578	06-Jul-17	Undisbursed balance at closing.
Indonesia							
13. 0216 - INO	GEF	Citarum Watershed Management and Biodiversity Conservation	IRM	3.750	0.135	30-May-17	Undisbursed balance at closing.
Nepal							
14. 0306 - NEP	UKNIG	Strengthening Public Management Program	NRM	4.000	0.656	06-Apr-17	Undisbursed balance at closing.
Philippines							
15. 0071 - PHI	GEF	Integrated Coastal Resources Management	SEER	9.000	0.169	05-Jun-17	Undisbursed balance at closing.
16. 9162 - PHI	JFPR	Promoting Partnerships and Innovation in Poor and Underserved Communities	SEHS	1.500	0.034	02-May-17	Undisbursed balance at closing.
Samoa							
17. 9166 - SAM	JFPR	Community Sanitation	SPSO	2.000	0.286	05-Sep-17	Undisbursed balance at closing.
Sri Lanka							
18. 0130 - SRI	NETH	Dry Zone Urban Water and Sanitation	SLRM	2.000	0.242	23-Aug-17	Undisbursed balance at closing.
19. 9154 - SRI	JFPR	Improving Community-Based Rural Water Supply and Sanitation in Post-Conflict Areas of Jaffna and Kilinochchi	SLRM	2.000	0.052	13-Jul-17	Undisbursed balance at closing.
Tajikistan							
20. 9171 - TAJ	JFPR	Improved Maternal and Child Health through Connectivity	TJRM	2.500	0.008	16-Mar-17	Undisbursed balance at closing.
Vanuatu							
21. 0275 - VAN	AUSG	Port Vila Urban Development	PAUS	26.500	5.852	19-Jun-17	Partial cancellation due to foreign exchange fluctuation.
Viet Nam							
22. 0450 - VIE	RMCDT	Second Greater Mekong Subregion Regional Communicable Diseases Control - Additional Financing	SEHS	2.500	0.175	1-Sep-17	Cancellation of the unutilized portion of the contingency and project audit package as agreed in the Review Mission held in May 2017

CANCELLATION OF LOAN/GRANT PROCEEDS ^a
(1 January - 30 September 2017)

Country/ Loan/ Grant No.	Fund	Project Name	Division	Principal Amount (\$ million)	Amount Cancelled (\$ million)	Cancellation Date	Reasons for Cancellations
Subtotal (Other Sources)					8.188		
Total (Grant)					189.352		
Grand Total (Loan + Grant)					907.907		

ADF = Asian Development Fund, APDRF = Asia Pacific Disaster Response Fund, AUSG = Australian Grant, CLCF = Climate Change Fund, COL = concessional OCR lending, GEF = Global Environment Facility Grant, JFPR = Japan Fund for Poverty Reduction, NETH = A.T.F. - Netherlands T.A. Grant, OCR = ordinary capital resources, RMCDDT = Reg. Malaria & Commun. Disease Threats, UKNIG = UK and Northern Ireland Grant.

^a Includes cancellation of amount less than \$100.00 at the time of loan closing.

Sources: Grant Financial Information System, Loan Financial Information System, Regional Departments.

PORTFOLIO RATINGS ^a
(as of 30 September 2017)

	No. of Projects	Loan & Grant Net Amount (\$ million)	On Track				Potential Problem				Actual Problem			
			No.	%	Amt	%	No.	%	Amt	%	No.	%	Amt	%
I. OPERATIONS 1														
A. Central and West Asia (CWRD)														
Afghanistan	25	3,304.559	19	76.0	2,596.689	78.6	2	8.0	276.000	8.4	4	16.0	431.870	13.1
Armenia	10	735.303	7	70.0	484.437	65.9	2	20.0	212.970	29.0	1	10.0	37.896	5.2
Azerbaijan	9	1,708.833	5	55.6	1,013.833	59.3	4	44.4	695.000	40.7	-	-	-	-
Georgia	12	981.113	10	83.3	806.903	82.2	2	16.7	174.210	17.8	-	-	-	-
Kazakhstan	3	839.600	2	66.7	611.600	72.8	1	33.3	228.000	27.2	-	-	-	-
Kyrgyz Republic	11	634.475	9	81.8	332.702	52.4	2	18.2	301.773	47.6	-	-	-	-
Pakistan	36	6,944.683	20	55.6	4,550.587	65.5	8	22.2	1,212.493	17.5	8	22.2	1,181.603	17.0
Regional	1	17.269	1	100.0	17.269	100.0	-	-	-	-	-	-	-	-
Tajikistan	9	541.532	9	100.0	541.532	100.0	-	-	-	-	-	-	-	-
Uzbekistan	23	4,003.367	12	52.2	2,203.725	55.0	5	21.7	579.642	14.5	6	26.1	1,220.000	30.5
Subtotal	139	19,710.735	94	67.6	13,159.277	66.8	26	18.7	3,680.088	18.7	19	13.7	2,871.369	14.6
B. South Asia (SARD)														
Bangladesh	50	7,267.464	44	88.0	6,249.295	86.0	5	10.0	718.169	9.9	1	2.0	300.000	4.1
Bhutan	8	241.553	5	62.5	56.562	23.4	2	25.0	137.334	56.9	1	12.5	47.657	19.7
India	79	12,333.815	60	75.9	9,862.115	80.0	15	19.0	1,959.200	15.9	4	5.1	512.500	4.2
Maldives	3	71.871	3	100.0	71.871	100.0	-	-	-	-	-	-	-	-
Nepal	35	2,413.121	32	91.4	2,153.402	89.2	3	8.6	259.719	10.8	-	-	-	-
Regional	3	107.684	3	100.0	107.684	100.0	-	-	-	-	-	-	-	-
Sri Lanka	28	2,949.633	19	67.9	2,157.490	73.1	9	32.1	792.143	26.9	-	-	-	-
Subtotal	206	25,385.141	166	80.6	20,658.419	81.4	34	16.5	3,866.565	15.2	6	2.9	860.157	3.4
Subtotal - Operations 1	345	45,095.876	260	75.4	33,817.697	75.0	60	17.4	7,546.653	16.7	25	7.2	3,731.526	8.3
II. OPERATIONS 2														
C. East Asia (EARD)														
China, People's Republic of	82	10,944.247	50	61.0	7,137.281	65.2	22	26.8	2,534.966	23.2	10	12.2	1,272.000	11.6
Mongolia	23	714.911	9	39.1	261.492	36.6	9	39.1	337.321	47.2	5	21.7	116.098	16.2
Subtotal	105	11,659.158	59	56.2	7,398.773	63.5	31	29.5	2,872.287	24.6	15	14.3	1,388.098	11.9
D. Pacific (PARD)														
Cook Islands	1	20.847	1	100.0	20.847	100.0	-	-	-	-	-	-	-	-
Fiji	3	202.650	1	33.3	50.000	24.7	1	33.3	2.650	1.3	1	33.3	150.000	74.0
Kiribati	2	46.438	2	100.0	46.438	100.0	-	-	-	-	-	-	-	-
Marshall Islands	2	9.200	-	-	-	-	-	-	-	-	2	100.0	9.200	100.0
Micronesia, Federated States of	2	28.191	1	50.0	8.679	30.8	1	50.0	19.512	69.2	-	-	-	-
Nauru	2	12.436	-	-	-	-	2	100.0	12.436	100.0	-	-	-	-
Palau	2	53.553	1	50.0	24.886	46.5	1	50.0	28.667	53.5	-	-	-	-
Papua New Guinea	15	1,313.628	8	53.3	783.800	59.7	2	13.3	85.788	6.5	5	33.3	444.040	33.8
Regional	4	38.121	4	100.0	38.121	100.0	-	-	-	-	-	-	-	-
Samoa	4	155.887	2	50.0	125.887	80.8	1	25.0	5.000	3.2	1	25.0	25.000	16.0
Solomon Islands	5	78.459	2	40.0	37.400	47.7	1	20.0	8.440	10.8	2	40.0	32.619	41.6
Timor-Leste	6	322.624	4	66.7	118.650	36.8	1	16.7	130.293	40.4	1	16.7	73.681	22.8
Tonga	5	69.285	4	80.0	50.035	72.2	1	20.0	19.250	27.8	-	-	-	-
Tuvalu	2	13.800	2	100.0	13.800	100.0	-	-	-	-	-	-	-	-
Vanuatu	4	98.144	3	75.0	93.144	94.9	-	-	-	-	1	25.0	5.000	5.1
Subtotal	59	2,463.262	35	59.3	1,411.686	57.3	11	18.6	312.036	12.7	13	22.0	739.540	30.0
E. Southeast Asia (SERD)														
Cambodia	23	1,009.879	15	65.2	690.680	68.4	6	26.1	269.785	26.7	2	8.7	49.414	4.9
Indonesia	15	2,426.520	8	53.3	1,650.150	68.0	3	20.0	253.470	10.4	4	26.7	522.900	21.5
Lao People's Democratic Republic	21	636.907	16	76.2	432.775	67.9	3	14.3	139.446	21.9	2	9.5	64.686	10.2
Myanmar	12	605.421	7	58.3	358.539	59.2	3	25.0	182.593	30.2	2	16.7	64.289	10.6
Philippines	10	2,030.887	5	50.0	1,657.713	81.6	2	20.0	185.300	9.1	3	30.0	187.874	9.3
Regional	10	588.952	6	60.0	434.299	73.7	4	40.0	154.653	26.3	-	-	-	-
Thailand	1	2.000	-	-	-	-	-	-	-	-	1	100.0	2.000	100.0
Viet Nam	55	7,551.228	39	70.9	5,083.677	67.3	9	16.4	1,685.180	22.3	7	12.7	782.371	10.4
Subtotal	147	14,851.794	96	65.3	10,307.833	69.4	30	20.4	2,870.427	19.3	21	14.3	1,673.534	11.3
Subtotal - Operations 2	311	28,974.214	190	61.1	19,118.292	66.0	72	23.2	6,054.750	20.9	49	15.8	3,801.172	13.1
TOTAL	656	74,070.090	450	68.6	52,935.989	71.5	132	20.1	13,601.403	18.4	74	11.3	7,532.698	10.2

Source: eOperations

^a Covers effective projects active as of 30 September 2017.

Excludes disbursement criteria (actuals & projections) for partially administered loans and grants (0192-CAM, 0273-VAN, 0358-NEP, 0427-VAN).

Projects with additional financing not retrofitted to its original project record are reported separately.

Excludes projects combined with policy-based loans/grants under program modality.

Excludes loan-related grants.

Source for Net Amount is ODS.

Portfolio Ratings by Indicator
(as of 30 September 2017)

	No. of Projects	Loan & Grant Net Amount (\$ million)	Technical			Contract Awards			Disbursements			Financial		Safeguards			
			Yes	Partial	No	On Track	Potential Problem	Actual Problem	On Track	Potential Problem	Actual Problem	Yes	No	S	PS	U	
I. OPERATIONS 1																	
A. Central and West Asia (CWRD)																	
Afghanistan	25	3,304.559	25	-	-	20	1	4	18	1	6	25	-	25	-	-	
Armenia	10	735.303	10	-	-	8	1	1	8	1	1	8	2	10	-	-	
Azerbaijan	9	1,708.833	8	-	1	7	1	1	8	1	-	8	1	9	-	-	
Georgia	12	981.113	12	-	-	11	-	1	11	-	1	12	-	12	-	-	
Kazakhstan	3	839.600	3	-	-	3	-	-	3	-	-	2	1	3	-	-	
Kyrgyz Republic	11	634.475	11	-	-	8	3	-	9	1	1	11	-	11	-	-	
Pakistan	36	6,944.683	33	1	2	22	6	8	17	5	14	36	-	36	-	-	
Regional	1	17.269	1	-	-	-	1	-	1	-	-	1	-	1	-	-	
Tajikistan	9	541.532	9	-	-	9	-	-	9	-	-	9	-	9	-	-	
Uzbekistan	23	4,003.367	21	1	1	15	1	7	14	1	8	20	3	23	-	-	
Subtotal	139	19,710.735	133	2	4	103	14	22	98	10	31	132	7	139	-	-	
B. South Asia (SARD)																	
Bangladesh	50	7,267.464	50	-	-	40	8	2	42	4	4	50	-	50	-	-	
Bhutan	8	241.553	8	-	-	7	-	1	5	-	3	8	-	8	-	-	
India	79	12,333.815	75	-	4	70	6	3	53	14	12	76	3	79	-	-	
Maldives	3	71.871	3	-	-	3	-	-	3	-	-	3	-	3	-	-	
Nepal	35	2,413.121	35	-	-	33	1	1	23	10	2	35	-	35	-	-	
Regional	3	107.684	3	-	-	2	1	-	2	1	-	3	-	3	-	-	
Sri Lanka	28	2,949.633	28	-	-	23	5	-	15	6	7	28	-	28	-	-	
Subtotal	206	25,385.141	202	-	4	178	21	7	143	35	28	203	3	206	-	-	
Subtotal - Operations 1	345	45,095.876	335	2	8	281	35	29	241	45	59	335	10	345	-	-	
II. OPERATIONS 2																	
C. East Asia (EARD)																	
China, People's Republic of	82	10,944.247	78	-	4	55	10	17	50	12	20	82	-	82	-	-	
Mongolia	23	714.911	23	-	-	11	4	8	10	5	8	23	-	23	-	-	
Subtotal	105	11,659.158	101	-	4	66	14	25	60	17	28	105	-	105	-	-	
D. Pacific (PARD)																	
Cook Islands	1	20.847	1	-	-	1	-	-	1	-	-	1	-	1	-	-	
Fiji	3	202.650	3	-	-	1	1	1	1	-	2	3	-	3	-	-	
Kiribati	2	46.438	2	-	-	2	-	-	2	-	-	2	-	2	-	-	
Marshall Islands	2	9.200	1	-	1	-	-	2	1	-	1	2	-	2	-	-	
Micronesia, Federated States of	2	28.191	1	-	1	2	-	-	1	1	-	2	-	2	-	-	
Nauru	2	12.436	2	-	-	2	-	-	-	-	2	2	-	2	-	-	
Palau	2	53.553	2	-	-	1	1	-	1	-	1	2	-	2	-	-	
Papua New Guinea	15	1,313.628	14	-	1	8	3	4	8	2	5	14	1	15	-	-	
Regional	4	38.121	4	-	-	4	-	-	4	-	-	4	-	4	-	-	
Samoa	4	155.887	4	-	-	2	1	1	-	3	1	4	-	4	-	-	
Solomon Islands	5	78.459	4	1	-	2	1	2	2	-	3	5	-	5	-	-	
Timor-Leste	6	322.624	3	3	-	4	1	1	4	1	1	6	-	6	-	-	
Tonga	5	69.285	5	-	-	4	1	-	1	4	-	5	-	5	-	-	
Tuvalu	2	13.800	2	-	-	2	-	-	2	-	-	2	-	2	-	-	
Vanuatu	4	98.144	4	-	-	3	-	1	3	-	1	4	-	4	-	-	
Subtotal	59	2,463.262	52	4	3	38	9	12	31	11	17	58	1	59	-	-	
E. Southeast Asia (SERD)																	
Cambodia	23	1,009.879	22	-	1	19	1	3	16	2	5	23	-	22	1	-	
Indonesia	15	2,426.520	13	-	2	7	3	5	7	4	4	15	-	15	-	-	
Lao People's Democratic Republic	21	636.907	21	-	-	14	2	5	17	2	2	21	-	21	-	-	
Myanmar	12	605.421	12	-	-	7	1	4	10	1	1	11	1	12	-	-	
Philippines	10	2,030.887	8	-	2	7	1	2	6	2	2	9	1	10	-	-	
Regional	10	588.952	10	-	-	6	3	1	6	4	-	10	-	10	-	-	
Thailand	1	2.000	1	-	-	-	-	1	-	-	1	1	-	1	-	-	
Viet Nam	55	7,551.228	54	-	1	42	3	10	42	3	10	53	2	53	2	-	
Subtotal	147	14,851.794	141	-	6	102	14	31	104	18	25	143	4	144	3	-	
Subtotal - Operations 2	311	28,974.214	294	4	13	206	37	68	195	46	70	306	5	308	3	-	
TOTAL	656	74,070.090	629	6	21	487	72	97	436	91	129	641	15	653	3	-	

LOAN PROJECTS WITH CHANGES
(1 January - 30 September 2017)

Country/ Loan No.	Fund	Project Name	Net Loan Amount (\$mn)	Loan Approval Date	Dept.	Administering Division	Approving Authority	Date Approved
A. Major Changes								
Indonesia								
1.	3123 - INO	OCR Metropolitan Sanitation Management Investment	80.000	31-Mar-14	SERD	IRM	Board	16-Jan-17
Vanuatu								
2.	2832 - VAN	COL Port Vila Urban Development	4.457	13-Dec-11	PARD	PAUS	Board	16-Jan-17
B. Minor Changes								
Armenia								
1.	2561 - ARM	COL North-South Road Corridor Investment Program - Tranche 1	57.123	6-Oct-09	CWRD	CWTC	OIC, CWTC	21-Jun-17
2.	2729 - ARM	OCR North-South Road Corridor Investment Program - Tranche 2	170.000	21-Dec-10	CWRD	CWTC	Director General, CWRD	06-Apr-17
	2729 - ARM	OCR North-South Road Corridor Investment Program - Tranche 2	170.000	21-Dec-10	CWRD	CWTC	OIC, CWTC	11-Sep-17
3.	2923 - ARM	COL Women's Entrepreneurship Support Sector Development Program	18.810	25-Oct-12	CWRD	CWPF	Director, CWPF	31-Mar-17
4.	2993 - ARM	OCR North-South Road Corridor Investment Program - Tranche 3	100.000	12-Mar-13	CWRD	CWTC	Director General, CWRD	06-Apr-17
5.	3150 - ARM	COL Power Transmission Rehabilitation	33.939	31-Jul-14	CWRD	CWEN	OIC, CWEN	15-Aug-17
Azerbaijan								
6.	2354 - AZE	OCR Road Network Development Program - Tranche 1	179.000	4-Oct-07	CWRD	AZRM	Country Director, AZRM	27-Jan-17
	2354 - AZE	OCR Road Network Development Program - Tranche 1	179.000	4-Oct-07	CWRD	AZRM	Director, CWTC	30-Jan-17
7.	2355 - AZE	COL Road Network Development Program - Tranche 1	9.833	4-Oct-07	CWRD	AZRM	Director, CWTC	30-Jan-17
8.	2831 - AZE	OCR Road Network Development Program - Tranche 3	200.000	14-Dec-11	CWRD	AZRM	Country Director, AZRM	27-Jan-17
	2831 - AZE	OCR Road Network Development Program - Tranche 3	200.000	14-Dec-11	CWRD	AZRM	Director, CWTC	30-Jan-17
9.	2921 - AZE	OCR Second Road Network Development Investment Program - Tranche 1	250.000	25-Oct-12	CWRD	CWTC	Director, CWTC	30-Jan-17
	2921 - AZE	OCR Second Road Network Development Investment Program - Tranche 1	250.000	25-Oct-12	CWRD	CWTC	OIC, CWTC	25-May-17
10.	3116 - AZE	OCR Road Network Development Program - Tranche 4	45.000	27-Mar-14	CWRD	CWTC	Director, CWTC	30-Jan-17
	3116 - AZE	OCR Road Network Development Program - Tranche 4	45.000	27-Mar-14	CWRD	CWTC	Director, CWTC	20-Mar-17
	3116 - AZE	OCR Road Network Development Program - Tranche 4	45.000	27-Mar-14	CWRD	CWTC	OIC, CWRD	14-Jun-17
11.	3144 - AZE	OCR Second Road Network Development Investment Program - Tranche 2	250.000	29-Jul-14	CWRD	CWTC	Director, CWTC	30-Jan-17
12.	3407 - AZE	OCR Power Distribution Enhancement Investment Program - Tranche 1	250.000	19-Jul-16	CWRD	CWEN	Director, CWEN	8-Jun-17
	3407 - AZE	OCR Power Distribution Enhancement Investment Program - Tranche 2	250.000	19-Jul-16	CWRD	CWEN	Director, CWEN	9-Jun-17
	3407 - AZE	OCR Power Distribution Enhancement Investment Program - Tranche 3	250.000	19-Jul-16	CWRD	CWEN	Director, CWEN	12-Sep-17
	3407 - AZE	OCR Power Distribution Enhancement Investment Program - Tranche 4	250.000	19-Jul-16	CWRD	CWEN	Director, CWEN	28-Sep-17
Bangladesh								
13.	1881 - BAN	COL Irrigation Management Improvement	33.778	13-Dec-01	SARD	BRM	OIC, BRM	29-Jul-17
14.	2555 - BAN	COL Urban Public and Environmental Health Sector Development Program (Project)	36.419	28-Sep-09	SARD	SAUW	Director, SAUW	29-Jun-17
15.	2622 - BAN	OCR Natural Gas Access Improvement	261.000	26-Mar-10	SARD	BRM	Director General, SARD	2-Aug-17
16.	2859 - BAN	COL Second Teaching Quality Improvement in Secondary Education	50.765	30-Mar-12	SARD	BRM	Country Director, BRM	5-Jun-17
17.	2878 - BAN	COL Urban Primary Health Care Services Delivery	46.908	18-Jul-12	SARD	SAHS	Director, SAHS	26-May-17
18.	2949 - BAN	COL South Asia Subregional Economic Cooperation Road Connectivity Project	179.266	22-Nov-12	SARD	BRM	OIC, BRM	11-Jun-17
19.	3131 - BAN	COL Skills for Employment Investment Program - Tranche 1	91.023	3-Jun-14	SARD	BRM	Country Director, BRM	5-Sep-17
20.	3135 - BAN	COL Irrigation Management Improvement	41.662	30-Jun-14	SARD	SAER	OIC, SAER	13-Jun-17
21.	3142 ^a - BAN	COL Third Urban Governance and Infrastructure Improvement (Sector)	113.545	17-Jul-14	SARD	SAUW	Board	8-Aug-17
	3142 ^b - BAN	COL Third Urban Governance and Infrastructure Improvement (Sector)	113.545	17-Jul-14	SARD	SAUW	Board	8-Aug-17
22.	3350 - BAN	OCR Power System Expansion and Efficiency Improvement Investment Program - Tranche 3	205.000	8-Dec-15	SARD	SAEN	Director, SAEN	25-Aug-17
23.	3468 - BAN	COL Skills for Employment Investment Program - Tranche 2	100.000	24-Nov-16	SARD	SAHS	Director, SAHS	17-Aug-17
Cambodia								
24.	2599 ^c - CAM	COL Tonle Sap Poverty Reduction and Smallholder Development	3.206	8-Dec-09	SERD	CARM	Board	25-Sep-17
25.	2672 - CAM	COL Water Resources Management Sector Development Program (Project Loan)	9.534	23-Sep-10	SERD	CARM	Country Director, CARM	11-Sep-17
26.	2839 - CAM	COL Provincial Road Improvement Project	46.800	16-Dec-11	SERD	CARM	Country Director, CARM	13-Jun-17
27.	2983 - CAM	COL GMS Southern Economic Corridor Towns Development Project	33.935	10-Dec-12	SERD	CARM	Country Director, CARM	26-Jan-17
	2983 - CAM	COL GMS Southern Economic Corridor Towns Development Project	33.935	10-Dec-12	SERD	CARM	Country Director, CARM	15-Jun-17
28.	3007 - CAM	COL Climate-Resilient Rice Commercialization Sector Development Program	29.134	27-Jun-13	SERD	CARM	Country Director, CARM	16-May-17
29.	3125 - CAM	COL Flood Damage Emergency Reconstruction - Additional Financing	67.797	11-Apr-14	SERD	CARM	Country Director, CARM	28-Sep-17
30.	3464 - CAM	COL Greater Mekong Subregion Health Security	21.192	22-Nov-16	SERD	SEHS	Director, SEHS	26-Jul-17

LOAN PROJECTS WITH CHANGES
(1 January - 30 September 2017)

Country/ Loan No.	Fund	Project Name	Net Loan Amount (\$mn)	Loan Approval Date	Dept.	Administering Division	Approving Authority	Date Approved
China, People's Republic of								
31.	2471	PRC OCR Lanzhou-Chongqing Railway Development Project	300.000	18-Nov-08	EARD	PRCM	Director General, EARD	18-Apr-17
32.	2572	PRC OCR Shaanxi Qinling Biodiversity Conservation and Demonstration Project	40.000	22-Oct-09	EARD	PRCM	Director General, EARD	9-Jun-17
33.	2632	- PRC OCR Integrated Renewable Biomass Energy Development Sector	60.062	16-Apr-10	EARD	PRCM	Country Director, PRCM	18-Apr-17
	2632	- PRC OCR Integrated Renewable Biomass Energy Development Sector	60.062	16-Apr-10	EARD	PRCM	Director General, EARD	31-Aug-17
34.	2647	PRC OCR Wuhan Urban Environmental Improvement Project	100.000	30-Jun-10	EARD	PRCM	OIC, EARD	14-Jun-17
35.	2724	- PRC OCR Railway Energy Efficiency and Safety Enhancement Investment Program - Tranche 2	100.000	14-Dec-10	EARD	PRCM	Country Director, PRCM	19-Jun-17
36.	2765	- PRC OCR Railway Energy Efficiency and Safety Enhancement Investment Program - Tranche 3	250.000	20-Jul-11	EARD	PRCM	Country Director, PRCM	19-Jun-17
37.	2771	- PRC OCR Shandong Energy Efficiency and Emission Reduction	100.000	18-Aug-11	EARD	PRCM	Country Director, PRCM	17-Mar-17
38.	2821	- PRC OCR Guangxi Beibu Gulf Cities Development	200.000	2-Dec-11	EARD	PRCM	OIC, PRCM	12-Jun-17
39.	2829	- PRC OCR Hai River Estuary Area Pollution Control and Ecosystem Rehabilitation	100.000	13-Dec-11	EARD	PRCM	Country Director, PRCM	4-Aug-17
40.	2901	PRC OCR Integrated Development of Key Townships in Central Liaoning Project	150.000	25-Sep-12	EARD	PRCM	OIC, PRCM	16-Aug-17
41.	2915	- PRC OCR Jiangxi Fuzhou Urban Integrated Infrastructure Improvement Project	100.000	12-Oct-12	EARD	EATC	Director, EATC	21-Apr-17
42.	2941	- PRC OCR Anhui Chao Lake Environmental Rehabilitation Project	250.000	16-Nov-12	EARD	PRCM	Country Director, PRCM	12-Jun-17
43.	3082	- PRC OCR Railway Energy Efficiency and Safety Enhancement Investment Program-Tranche 4	180.000	4-Dec-13	EARD	PRCM	OIC, PRCM	14-Aug-17
44.	3109	- PRC OCR Railway Energy Efficiency and Safety Enhancement Investment Program - Tranche 5	170.000	7-Feb-14	EARD	PRCM	OIC, PRCM	14-Aug-17
45.	3112	- PRC OCR Anhui Intermodal Sustainable Transport	200.000	27-Feb-14	EARD	EATC	Country Director, PRCM	27-Jul-17
46.	3217	- PRC OCR Yunnan Pu'er Regional Integrated Road Network Development	200.000	8-Dec-14	EARD	PRCM	Country Director, PRCM	1-Jun-17
47.	3294	- PRC OCR Shaanxi Mountain Road Safety Demonstration	200.000	28-Sep-15	EARD	EATC	Director, EATC / Country Director	14-Sep-17
Cook Islands								
48.	3193	- COO OCR Renewable Energy Sector	9.322	21-Nov-14	PARD	PATE	Director General, PARD	7-Feb-17
Georgia								
49.	2560	- GEO COL Road Corridor Investment Program - Tranche 1	116.117	6-Oct-09	CWRD	GRM	Director General, CWRD	31-Mar-17
50.	2843	- GEO OCR Road Corridor Investment Program - Tranche 3 (Additional Financing)	140.000	22-Dec-11	CWRD	CWTC	Director General, CWRD	31-Mar-17
51.	3078	- GEO COL Urban Services Improvement Investment Program-Tranche 3	90.481	5-Dec-13	CWRD	CWUW	Director General, CWRD	28-Jun-17
India								
52.	2506	- IND OCR Rajasthan Urban Sector Development Investment Program - Tranche 2	122.000	19-Jan-09	SARD	INRM	OIC, INRM	3-Feb-17
53.	2528	- IND OCR North Eastern Region Capital Cities Development Investment Program - Tranche 1	25.537	1-Jul-09	SARD	INRM	OIC, INRM	14-Jun-17
54.	2592	- IND OCR Assam Power Sector Enhancement Investment Program - Tranche 1	49.600	27-Nov-09	SARD	INRM	Director General, SARD	6-Jul-17
55.	2594	- IND OCR Jharkhand State Roads	174.000	2-Dec-09	SARD	INRM	Director General, SARD	1-Aug-17
56.	2676	- IND OCR Infrastructure Development Investment Program for Tourism - Tranche 1	43.423	4-Oct-10	SARD	INRM	Country Director	28-Jun-17
57.	2677	- IND OCR Assam Power Sector Enhancement Investment Program - Tranche 2	66.900	5-Oct-10	SARD	INRM	Director General, SARD	6-Jul-17
58.	2725	- IND OCR Rajasthan Urban Sector Development Investment Program - Tranche 3	55.000	13-Dec-10	SARD	INRM	OIC, INRM	27-Jan-17
59.	2778	- IND OCR Gujarat Solar Power Transmission	68.000	12-Sep-11	SARD	INRM	Country Director, INRM	19-May-17
60.	2861	- IND OCR Bihar Urban Development Investment Program-Tranche 1	57.000	13-Apr-12	SARD	INRM	Director General, SARD	29-Jun-17
61.	2881	- IND OCR Rural Connectivity Investment Program-Tranche 1	239.000	22-Aug-12	SARD	INRM	OIC, INRM	24-Mar-17
62.	2925	- IND OCR Jammu and Kashmir Urban Sector Development Investment Program - Tranche 2	95.000	26-Oct-12	SARD	SAUW	Director, SAUW	17-Feb-17
63.	3055	- IND OCR Uttarakhand Emergency Assistance	185.000	28-Oct-13	SARD	INRM	OIC, INRM	22-Feb-17
64.	3108	- IND OCR Railway Sector Investment Program - Tranche 2	120.000	6-Feb-14	SARD	SATC	OIC, INRM	27-Feb-17
65.	3132	- IND OCR Jammu and Kashmir Urban Sector Development Investment Program - Tranche 3	60.000	18-Jun-14	SARD	SAUW	Director, SAUW	17-Feb-17
66.	3327	- IND OCR Assam Power Sector Investment Program - Tranche 2	48.000	23-Nov-15	SARD	INRM	OIC, INRM	30-Mar-17
67.	3386	- IND OCR Uttar Pradesh Major District Roads Improvement	300.000	14-Apr-16	SARD	INRM	Vice President, Operations 1	12-Apr-17
Indonesia								
68.	2817	- INO OCR Regional Roads Development	180.000	24-Nov-11	SERD	IRM	OIC, IRM	3-Feb-17
69.	3094	- INO OCR Coral Reef Rehabilitation and Management Program-Coral Triangle Initiative Project	45.520	13-Dec-13	SERD	IRM	OIC, IRM	12-Jan-17
70.	3122	- INO OCR Neighborhood Upgrading and Shelter (Phase 2)	74.400	31-Mar-14	SERD	IRM	Country Director, IRM	25-Aug-17
Kazakhstan								
71.	2967	- KAZ OCR Central Asia Regional Economic Cooperation Corridor 2 (Mangystau Oblast Section) Investment Program - Tranche 2	371.300	13-Dec-12	CWRD	CWTC	Director General, CWRD	5-Jul-17

LOAN PROJECTS WITH CHANGES
(1 January - 30 September 2017)

Country/ Loan No.	Fund	Project Name	Net Loan Amount (\$mn)	Loan Approval Date	Dept.	Administering Division	Approving Authority	Date Approved
Kyrgyz Republic								
72.	2556 - KGZ	COL Issyk-Kul Sustainable Development	15.096	30-Sep-09	CWRD	KYRM	Country Director, KYRM	1-Jun-17
73.	2671 - KGZ	COL Power Sector Improvement	15.899	27-Sep-10	CWRD	KYRM	OIC, KYRM	13-Feb-17
74.	2755 - KGZ	COL CAREC Corridor 1 (Bishkek-Torugart Road) Project 3	51.705	7-Jun-11	CWRD	KYRM	OIC, KYRM	6-Sep-17
75.	2869 - KGZ	COL Power Sector Rehabilitation	13.628	11-Jun-12	CWRD	CWEN	Director, CWEN	4-Jan-17
76.	2902 - KGZ	COL Second Vocational Education and Skills Development	9.278	28-Sep-12	CWRD	KYRM	Director, CWSS	20-Mar-17
77.	3204 - KGZ	COL CAREC Corridor 1 (Bishkek-Torugart Road) Project 3 - Additional Financing	10.075	2-Dec-14	CWRD	KYRM	Country Director, KYRM	18-Jul-17
	3204 - KGZ	COL CAREC Corridor 1 (Bishkek-Torugart Road) Project 3 - Additional Financing	10.075	2-Dec-14	CWRD	KYRM	OIC, KYRM	6-Sep-17
Lao People's Democratic Republic								
78.	3250 - LAO	COL Vientiane Sustainable Urban Transport	33.164	10-Mar-15	SERD	SETC	Director, SETC	24-Feb-17
79.	3280 - LAO	COL Health Sector Governance Program (TA Loan)	6.042	18-Sep-15	SERD	SEHS	Director, SEHS	1-Jun-17
Mongolia								
80.	2766 - MON	COL Higher Education Reform	17.779	28-Jul-11	EARD	MNRM	OIC, MNRM	11-Aug-17
	2766 - MON	COL Higher Education Reform	17.779	28-Jul-11	EARD	MNRM	OIC, OSP2	29-Sep-17
81.	2847 - MON	COL Western Regional Road Corridor Investment Program - Tranche 1	41.505	22-Dec-11	EARD	EATC	Director, EATC	18-Jan-17
82.	2932 - MON	COL Fourth Health Sector Development Project - Additional Financing	22.950	5-Nov-12	EARD	MNRM	Director General, EARD	25-May-17
83.	2934 - MON	OCR Urban Transport Development Investment Program - Tranche 1	29.700	8-Nov-12	EARD	MNRM	Country Director, MNRM	29-Sep-17
84.	2935 - MON	COL Urban Transport Development Investment Program - Tranche 1	27.986	8-Nov-12	EARD	MNRM	Country Director, MNRM	29-Sep-17
85.	2963 - MON	COL Fifth Health Sector Development Project	27.522	10-Dec-12	EARD	MNRM	OIC, MNRM	19-Apr-17
	2963 - MON	COL Fifth Health Sector Development Project	27.522	10-Dec-12	EARD	MNRM	OIC, MNRM	30-Jun-17
86.	3072 - MON	OCR Payment System Modernization	20.000	26-Nov-13	EARD	MNRM	OIC, MNRM	21-Jun-17
87.	3099 - MON	COL Ulaanbaatar Urban Services and Ger Area Development Investment Program - Tranche 1	20.511	17-Dec-13	EARD	EASS	OIC, OSP2	25-Sep-17
88.	3129 - MON	OCR Western Regional Road Corridor Investment Program - Tranche 2	125.000	14-May-14	EARD	EATC	Director, EATC	8-Aug-17
89.	3244 - MON	OCR Darkhan Wastewater Management	9.450	16-Dec-14	EARD	MNRM	Country Director, MNRM	7-Mar-17
90.	3245 - MON	COL Darkhan Wastewater Management	8.705	16-Dec-14	EARD	MNRM	Country Director, MNRM	7-Mar-17
91.	3388 - MON	COL Southeast Gobi Urban and Border Town Development - Additional Financing	19.765	22-Apr-16	EARD	MNRM	Country Director, MNRM	13-Jul-17
Myanmar								
92.	3316 - MYA	COL Mandalay Urban Services Improvement	60.000	12-Nov-15	SERD	SEUW	Director General, SERD	28-Mar-17
Nepal								
93.	2579 - NEP	COL South Asia Tourism Infrastructure Development (Regional)	11.595	16-Nov-09	SARD	NRM	Director General, SARD	14-Jun-17
94.	2656 - NEP	COL Kathmandu Sustainable Urban Transport	6.960	22-Jul-10	SARD	NRM	OIC, SARD	29-Jun-17
95.	2776 - NEP	COL Kathmandu Valley Water Supply Improvement	72.571	16-Sep-11	SARD	SAUW	Director, SAUW	26-Jun-17
96.	3110 - NEP	COL Melamchi Water Supply - Additional Financing	22.719	11-Feb-14	SARD	NRM	OIC, NRM	31-Jul-17
97.	3117 - NEP	COL South Asia Tourism Infrastructure Development - Additional Financing	27.541	28-Mar-14	SARD	NRM	Director General, SARD	14-Jun-17
98.	3139 - NEP	COL South Asia Subregional Economic Cooperation Power System Expansion	163.922	4-Jul-14	SARD	NRM	Country Director, NRM	24-Mar-17
Pakistan								
99.	2286 - PAK	OCR Renewable Energy Development Sector Investment Program - Tranche 1	117.177	13-Dec-06	CWRD	PRM	Director General, CWRD	2-Jun-17
100.	2287 - PAK	COL Renewable Energy Development Sector Investment Program	5.254	13-Dec-06	CWRD	PRM	Director General, CWRD	2-Jun-17
101.	2290 - PAK	COL Power Transmission Enhancement Investment Program	4.272	13-Dec-06	CWRD	PRM	Country Director, PRM	30-May-17
102.	2299 - PAK	OCR Punjab Irrigated Agriculture Investment Program - Tranche 1: Lower Bari Doab Canal Improvement	207.376	18-Dec-06	CWRD	PRM	Director General, CWRD	29-Jun-17
103.	2439 - PAK	COL Power Distribution Enhancement Investment Program - Tranche 1	8.849	12-Sep-08	CWRD	PRM	Country Director, PRM	25-Apr-17
104.	2553 - PAK	COL Energy Efficiency Investment Program - Tranche 1	18.100	22-Sep-09	CWRD	CWEN	OIC, CWEN	12-Jul-17
105.	2841 - PAK	COL Punjab Irrigated Agriculture Investment Program - Tranche 2	247.478	22-Dec-11	CWRD	CWER	Director, CWER	19-Jan-17
106.	2846 - PAK	OCR Power Transmission Enhancement Investment Program - Tranche 3	220.240	22-Dec-11	CWRD	PRM	Country Director, PRM	30-May-17
107.	2971 - PAK	OCR Punjab Irrigated Agriculture Investment Program - Tranche 3	59.000	13-Dec-12	CWRD	PRM	Country Director, PRM	24-Mar-17
	2971 - PAK	OCR Punjab Irrigated Agriculture Investment Program - Tranche 3	59.000	13-Dec-12	CWRD	PRM	Country Director, PRM	19-Jun-17
108.	2972 - PAK	OCR Power Distribution Enhancement Investment Program - Tranche 3	245.000	14-Dec-12	CWRD	PRM	Country Director, PRM	21-Feb-17
109.	2300 - PAK	COL Punjab Irrigated Agriculture Investment Program - Punjab Irrigated Agriculture Project Preparation Facility	10.075	18-Dec-06	CWRD	CWER	Director, CWER	24-Feb-17
110.	3096 - PAK	OCR Power Distribution Enhancement Investment Program - Tranche 4	167.200	13-Dec-13	CWRD	PRM	Country Director, PRM	23-Feb-17
111.	3203 - PAK	OCR Power Transmission Enhancement Investment Program - Tranche 4	123.700	3-Dec-14	CWRD	PRM	Country Director, PRM	30-May-17
112.	3351 - PAK	OCR Punjab Irrigated Agriculture Investment Program - Tranche 4 (Additional Financing)	26.570	8-Dec-15	CWRD	PRM	Director General, CWRD	29-Jun-17

LOAN PROJECTS WITH CHANGES
(1 January - 30 September 2017)

Country/ Loan No.	Fund	Project Name	Net Loan Amount (\$mn)	Loan Approval Date	Dept.	Administering Division	Approving Authority	Date Approved
Philippines								
113.	2465 - PHI	OCR Agrarian Reform Communities Project II	67.000	27-Oct-08	SERD	SEER	Director General, SERD	30-Mar-17
114.	2662 - PHI	OCR Social Protection Support	400.000	2-Sep-10	SERD	SEHS	Director, SEHS	1-Feb-17
115.	3100 - PHI	OCR KALAH-CIDSS National Community-Driven Development Project	372.104	16-Dec-13	SERD	SEHS	Director, SEHS	9-Jan-17
	3100 - PHI	OCR KALAH-CIDSS National Community-Driven Development Project	372.104	16-Dec-13	SERD	SEHS	Director, SEHS	31-May-17
Samoa								
116.	2368 - SAM	COL Power Sector Expansion	26.284	21-Nov-07	PARD	SPSO	OIC, PARD	29-Aug-17
Sri Lanka								
117.	2477 - SRI	COL Dry Zone Urban Water and Sanitation	44.800	28-Nov-08	SARD	SLRM	Country Director, SLRM	19-Jul-17
118.	2518 - SRI	OCR Clean Energy and Access Improvement	135.000	14-Apr-09	SARD	SLRM	Country Director, SLRM	2-Feb-17
119.	2519 - SRI	COL Clean Energy and Access Improvement	25.073	14-Apr-09	SARD	SLRM	Country Director, SLRM	2-Feb-17
120.	2557 - SRI	OCR Greater Colombo Wastewater Management	80.000	28-Sep-09	SARD	SLRM	Director General, SARD	7-Jul-17
121.	2558 - SRI	COL Greater Colombo Wastewater Management	18.410	28-Sep-09	SARD	SLRM	Director General, SARD	7-Jul-17
122.	2624 - SRI	OCR Fiscal Management Efficiency	30.800	15-Apr-10	SARD	SLRM	OIC, SLRM	2-May-17
123.	2710 - SRI	OCR Jaffna and Kilinochchi Water Supply and Sanitation	20.000	29-Nov-10	SARD	SLRM	OIC, SARD	7-Aug-17
124.	2711 - SRI	COL Jaffna and Kilinochchi Water Supply and Sanitation	62.691	29-Nov-10	SARD	SLRM	OIC, SARD	7-Aug-17
125.	2790 - SRI	COL Local Government Enhancement Sector	52.195	29-Sep-11	SARD	SLRM	Country Director, SLRM	6-Mar-17
126.	2892 - SRI	OCR Clean Energy and Network Efficiency Improvement	100.000	18-Sep-12	SARD	SLRM	OIC, SLRM	7-Mar-17
127.	2893 - SRI	COL Clean Energy and Network Efficiency Improvement	28.001	18-Sep-12	SARD	SLRM	OIC, SLRM	7-Mar-17
128.	2947 - SRI	OCR Greater Colombo Water and Wastewater Management Improvement Investment Program - Tranche 1	70.000	22-Nov-12	SARD	SLRM	Country Director, SLRM	30-Jun-17
129.	2948 - SRI	COL Greater Colombo Water and Wastewater Management Improvement Investment Program - Tranche 1	12.983	22-Nov-12	SARD	SLRM	Country Director, SLRM	30-Jun-17
130.	2977 - SRI	COL Dry Zone Urban Water and Sanitation Project - Additional Financing	37.023	18-Dec-12	SARD	SLRM	Country Director, SLRM	19-Jul-17
131.	3008 - SRI	OCR Education Sector Development Program	100.000	27-Jun-13	SARD	SLRM	Country Director, SLRM	13-Sep-17
132.	3009 - SRI	COL Education Sector Development Program	96.842	27-Jun-13	SARD	SLRM	Country Director, SLRM	13-Sep-17
133.	3119 - SRI	OCR Skills Sector Enhancement Program	50.000	28-Mar-14	SARD	SAHS	OIC, SLRM	30-Jun-17
134.	3120 - SRI	COL Skills Sector Enhancement Program	46.639	28-Mar-14	SARD	SAHS	OIC, SLRM	30-Jun-17
135.	3171 - SRI	COL Integrated Road Investment Program - Tranche 1	90.288	3-Oct-14	SARD	SLRM	OIC, SLRM	8-Mar-17
	3171 - SRI	COL Integrated Road Investment Program - Tranche 1	90.288	3-Oct-14	SARD	SLRM	Country Director, SLRM	2-Jun-17
136.	3221 - SRI	OCR Integrated Road Investment Program - Tranche 2	98.000	11-Dec-14	SARD	SLRM	OIC, SLRM	8-Mar-17
	3221 - SRI	OCR Integrated Road Investment Program - Tranche 2	98.000	11-Dec-14	SARD	SLRM	Country Director, SLRM	2-Jun-17
137.	3222 - SRI	COL Integrated Road Investment Program - Tranche 2	8.426	11-Dec-14	SARD	SLRM	OIC, SLRM	8-Mar-17
138.	3325 - SRI	OCR Integrated Road Investment Program - Tranche 3	175.000	23-Nov-15	SARD	SLRM	OIC, SLRM	8-Mar-17
139.	3326 - SRI	COL Integrated Road Investment Program - Tranche 3	24.691	23-Nov-15	SARD	SLRM	OIC, SLRM	8-Mar-17
140.	3370 - SRI	OCR Small and Medium-Sized Enterprises Line of Credit	100.000	15-Feb-16	SARD	SAPF	Director, SAPF	6-Feb-17
141.	3425 - SRI	COL Transport Project Preparatory Facility	24.684	22-Sep-16	SARD	SATC	Head, Project Administration Ur	7-Mar-17
Timor-Leste								
142.	2857 - TIM	OCR Road Network Upgrading	30.850	30-Mar-12	PARD	PATE	Director General, PARD	3-Feb-17
143.	2858 - TIM	COL Road Network Upgrading	8.431	30-Mar-12	PARD	PATE	Director General, PARD	3-Feb-17
144.	3181 - TIM	OCR Road Network Upgrading - Additional Financing	11.780	30-Oct-14	PARD	PATE	Director General, PARD	3-Feb-17
Uzbekistan								
145.	2772 - UZB	OCR Second Central Asia Regional Economic Cooperation Corridor 2 Road Investment Program - Tranche 1	129.500	2-Sep-11	CWRD	URM	OIC, CWTC	29-Sep-17
146.	3064 - UZB	COL Water Supply and Sanitation Services Investment Program - Tranche 4	39.056	25-Nov-13	CWRD	CWUW	Senior Director, OSP1	16-Feb-17
147.	3141 - UZB	OCR Takhiatash Power Plant Efficiency Improvement	300.000	15-Jul-14	CWRD	CWEN	OIC, CWEN	14-Sep-17
148.	3471 - UZB	COL Horticulture Value Chain Development	154.796	25-Nov-16	CWRD	CWER	Director, CWER	21-Aug-17
Vanuatu								
149.	2820 - VAN	COL Interisland Shipping Support	9.318	30-Nov-11	PARD	PLCO	Director General, PARD	21-Mar-17
150.	3249 - VAN	COL Interisland Shipping Support - Additional Financing	17.808	27-Feb-15	PARD	PLCO	Director General, PARD	21-Mar-17
151.	3331 - VAN	COL Cyclone Pam Road Reconstruction	1.001	25-Nov-15	PARD	PLCO	Director General, PARD	6-Feb-17
	3331 ^d - VAN	COL Cyclone Pam Road Reconstruction	1.001	25-Nov-15	PARD	PLCO	Board	9-Aug-17
152.	3332 - VAN	COL Cyclone Pam Road Reconstruction (Disaster Response Facility)	2.807	25-Nov-15	PARD	PLCO	Director General, PARD	6-Feb-17
	3332 ^d - VAN	COL Cyclone Pam Road Reconstruction (Disaster Response Facility)	2.807	25-Nov-15	PARD	PLCO	Board	9-Aug-17
Viet Nam								
153.	2372 - VIE	COL Greater Mekong Subregion Southern Coastal Corridor (Regional)	72.651	28-Nov-07	SERD	SETC	OIC, SETC	4-Jan-17
154.	2391 - VIE	OCR Greater Mekong Subregion: Kunming-Hai Phong Transport Corridor-Noi Bai-Lao Cai Highway Project - Additional Financing	896.000	14-Dec-07	SERD	SETC	Director, SETC	18-Apr-17
155.	2392 - VIE	COL Greater Mekong Subregion: Kunming-Hai Phong Transport Corridor-Noi Bai-Lao Cai Highway Project - Additional Financing	193.105	14-Dec-07	SERD	SETC	Director, SETC	18-Apr-17
156.	2451 - VIE	OCR Ho Chi Minh City-Long Thanh-Dau Giay Expressway Construction	198.644	30-Sep-08	SERD	SETC	OIC, SETC	5-May-17

LOAN PROJECTS WITH CHANGES
(1 January - 30 September 2017)

Country/ Loan No.	Fund	Project Name	Net Loan Amount (\$mn)	Loan Approval Date	Dept.	Administering Division	Approving Authority	Date Approved
157. 2610	- VIE	OCR Mong Duong 1 Thermal Power Project - Tranche 2	880.134	21-Dec-09	SERD	SEEN	Director General, SERD	9-Jun-17
158. 2652	- VIE	COL Skills Enhancement Project	48.749	15-Jul-10	SERD	SEHS	OIC, SEHS	6-Apr-17
159. 2754	- VIE	OCR Greater Mekong Subregion Kunming–Hai Phong Transport Corridor—Noi Bai–Lao Cai Highway - Additional Financing (Regular Term)	138.000	7-Jun-11	SERD	VRM	Director General, SERD	15-Mar-17
160. 2929	- VIE	COL Second Upper Secondary Education Development Project	83.244	31-Oct-12	SERD	SEHS	OIC, OSP2	26-Apr-17
161. 2961	- VIE	OCR Greater Mekong Subregion Kunming–Hai Phong Transport Corridor—Noi Bai–Lao Cai Highway - Additional Financing (Regular Term)	190.706	7-Dec-12	SERD	VRM	Country Director, VRM	20-Mar-17
162. 2969	- VIE	COL Greater Mekong Subregion Corridor Towns Development Project	118.383	12-Dec-12	SERD	SEUW	OIC, SEUW	31-Jan-17
	- VIE	COL Greater Mekong Subregion Corridor Towns Development Project	118.383	12-Dec-12	SERD	SEUW	OIC, SEUW	27-Jun-17
163. 3038	- VIE	COL Second Health Care in the Central Highlands	65.762	30-Sep-13	SERD	SEHS	Director, OSP2	26-May-17
164. 3248	- VIE	COL Ho Chi Minh City Third Ring Road Technical Assistance	11.951	26-Feb-15	SERD	SETC	Director, SETC	30-Mar-17
165. 3251	- VIE	OCR Greater Mekong Subregion Kunming–Hai Phong Transport Corridor—Noi Bai–Lao Cai Highway - Additional Financing (Regular Term)	112.021	27-Mar-15	SERD	VRM	Country Director, VRM	20-Mar-17
	- VIE	OCR Water Sector Investment Program - Tranche 3	112.021	27-Mar-15	SERD	VRM	Country Director, VRM	6-Jun-17
166. 3467	- VIE	COL Greater Mekong Subregion Health Security	80.482	22-Nov-16	SERD	SEHS	Director , SEHS	26-Jul-17

COL = concessional OCR lending, OCR = regular ordinary capital resources.

Note: Only copies of approved memos received by OSFMD (including loan extensions) are included in this report.

L2769-BAN- Power System Efficiency Improvement memo on changes in project scope and implementation arrangements which was approved on 1 July 2015 was received by OSFMD in 2017; thus was not included in 2015 report. L2744-PRC - Forestry and Ecological Restoration in Three Northwest Provinces memo on changes in project scope and implementation arrangements which was approved on 10 March 2016, was received by OSFMD in 2017; thus was not included in 2016 report.

Sources: Board documents; and Regional Departments

^a Refers to additional financing approval Loan 3550-BAN

^b Refers to additional financing approval Loan 3551-BAN

^c Refers to additional financing approval Loan 3570-CAM

^d Refers to additional financing approval Loan 3552-VAN

GRANT PROJECTS WITH CHANGES

(1 January - 30 September 2017)

Country/ Grant No.	Fund	Project Name	Net Grant Amount (\$mn)	Grant Approval Date	Dept.	Administering Division	Approving Authority	Date Approved	
A. Major Changes									
Afghanistan									
1. 0244	- AFG	ADF	Road Network Development Investment Program - Tranche 2	130.00	21-Dec-10	CWRD	AFRM	OIC, President	7-Jul-17
Vanuatu									
2. 0275	- VAN	AUSG	Port Vila Urban Development	20.65	13-Dec-11	PARD	PAUS	Board	16-Jan-17
3. 0276	- VAN	ATAG	Port Vila Urban Development	4.50	13-Dec-11	PARD	PAUS	Board	16-Jan-17
B. Minor Changes									
Afghanistan									
1. 0126	- AFG	ADF	Agriculture Market Infrastructure	30.00	21-Nov-08	CWRD	AFRM	Director General, CWRD	02-Jun-17
2. 0167	- AFG	ADF	Water Resources Development Investment Program - Tranche 1	86.60	6-Oct-09	CWRD	AFRM	Director, CWER	24-Feb-17
		ADF	Water Resources Development Investment Program - Tranche 1	86.60	6-Oct-09	CWRD	AFRM	Director, CWER	07-Jun-17
3. 0374	- AFG	ADF	North-South Power Transmission Enhancement	99.00	25-Nov-13	CWRD	AFRM	OIC, CWRD	17-Jul-17
4. 0375	- AFG	AITF	North-South Power Transmission Enhancement	117.00	25-Nov-13	CWRD	AFRM	OIC, CWRD	17-Jul-17
5. 0437	- AFG	AITF	Agriculture Market Infrastructure - Additional Financing	11.00	25-Sep-15	CWRD	AFRM	Director General, CWRD	02-Jun-17
6. 0508 ^a	- AFG	ADF	Road Asset Management	25.50	31-Oct-16	CWRD	AFRM	Board	19-Sep-17
Bangladesh									
7. 0298	- BAN	SWEG	Urban Primary Health Care Services Delivery Project	20.00	18-Jul-12	SARD	SAHS	Director, SAHS	26-May-17
8. 0391	- BAN	SWG	Skills for Employment Investment Program - Tranche 1	10.00	3-Jun-14	SARD	BRM	Country Director, BRM	5-Sep-17
9. 0517	- BAN	SWG	Skills for Employment Investment Program - Tranche 2	4.50	24-Nov-16	SARD	SAHS	Director, SAHS	17-Aug-17
Bhutan									
10. 0228	- BHU	ADF	Rural Renewable Energy Development Project	21.59	29-Oct-10	SARD	SAEN	Director, SAEN	21-Jun-17
Cambodia									
11. 0156	- CAM	ADF	Second Rural Water Supply and Sanitation Sector	21.00	15-Sep-09	SERD	SEUW	OIC, SEUW	30-May-17
12. 0220	- CAM	ADF	Water Resources Management Sector Development	2.80	23-Sep-10	SERD	CARM	Country Director, CARM	11-Sep-17
13. 0278	- CAM	STCF	Provincial Road Improvement Project	7.00	16-Dec-11	SERD	CARM	Country Director, CARM	13-Jun-17
14. 0285	- CAM	AUSG	Flood Damage Emergency Reconstruction	11.93	27-Mar-12	SERD	CARM	Country Director, CARM	28-Sep-17
15. 0334	- CAM	UEIF	GMS Southern Economic Corridor Towns Development Project	1.50	10-Dec-12	SERD	CARM	Country Director, CARM	26-Jan-17
		UEIF	GMS Southern Economic Corridor Towns Development Project	1.50	10-Dec-12	SERD	CARM	Country Director, CARM	15-Jun-17
16. 0335	- CAM	STCF	GMS Southern Economic Corridor Towns Development Project	4.40	10-Dec-12	SERD	CARM	Country Director, CARM	26-Jan-17
		STCF	GMS Southern Economic Corridor Towns Development Project	4.40	10-Dec-12	SERD	CARM	Country Director, CARM	15-Jun-17
17. 0336	- CAM	AUSG	Rural Energy Project	6.11	15-Jan-13	SERD	SEEN	Director, OSP2	30-May-17
		AUSG	Rural Energy Project	6.11	15-Jan-13	SERD	SEEN	Director General, SERD	05-Jun-17
18. 0349	- CAM	GAFSP	Climate-Resilient Rice Commercialization Sector Development Program	14.60	27-Jun-13	SERD	CARM	Country Director, CARM	16-May-17
China, People's Republic of									
19. 0169	- PRC	GEF	Shaanxi Qinling Biodiversity Conservation and Demonstration	4.27	22-Oct-09	EARD	PRCM	Director General, EARD	9-Jun-17
20. 0202	- PRC	CEF	Integrated Renewable Biomass Energy Development Sector	3.00	16-Apr-10	EARD	PRCM	Director General, EARD	31-Aug-17
21. 0203	- PRC	GEF	Integrated Renewable Biomass Energy Development Sector	9.20	16-Apr-10	EARD	PRCM	Director General, EARD	31-Aug-17
22. 0364	- PRC	GEF	Hebei Energy Efficiency Improvement and Emission Reduction - Additional Financing	3.65	9-Oct-13	EARD	EAEN	Director EAEN	16-Jan-17
23. 0388	- PRC	GEF	Jiangxi Fuzhou Urban Integrated Infrastructure Improvement - Additional Financing	2.55	14-May-14	EARD	EATC	OIC, EATC	7-Aug-17
Cook Islands									
24. 0415	- COO	REDCI	Renewable Energy Sector	7.26	21-Nov-14	PARD	PATE	Director General, PARD	7-Feb-17
25. 0493	- COO	GEF	Renewable Energy Sector - Additional Financing	4.26	29-Aug-16	PARD	PATE	Director General, PARD	7-Feb-17
India									
26. 9147	- IND	JFPR	Improving Small Farmers' Access to Market in Bihar and Maharashtra	3.00	30-Jul-10	SARD	SAER	Director, SAER	18-May-17
Indonesia									
27. 0379	- INO	GEF	Coral Reef Rehabilitation and Management Program-Coral Triangle Initiative	8.00	13-Dec-13	SERD	IRM	OIC, IRM	12-Jan-17
Kyrgyz Republic									
28. 0163	- KGZ	ADF	Issyk-Kul Sustainable Development	13.50	30-Sep-09	CWRD	KYRM	Country Director, KYRM	1-Jun-17
29. 0218	- KGZ	ADF	Power Sector Improvement	28.10	27-Sep-10	CWRD	KYRM	OIC, KYRM	13-Feb-17
30. 0294	- KGZ	ADF	Power Sector Rehabilitation	40.00	11-Jun-12	CWRD	CWEN	Director, CWEN	4-Jan-17
31. 0307	- KGZ	ADF	Second Vocational Education and Skills Development	10.00	28-Sep-12	CWRD	KYRM	Director, CWSS	20-Mar-17

GRANT PROJECTS WITH CHANGES
(1 January - 30 September 2017)

Country/ Grant No.	Fund	Project Name	Net Grant Amount (\$mn)	Grant Approval Date	Dept.	Administering Division	Approving Authority	Date Approved
32. 0408	- KGZ ADF	Strengthening Education System Sector Development Program	12.00	29-Sep-14	CWRD	CWSS	OIC, CWPF	5-Feb-17
33. 9170	- KGZ JFPR	Women's Entrepreneurship Development Project	1.50	14-Jan-13	CWRD	KYRM	Country Director, KYRM	8-Aug-17
Lao People's Democratic Republic								
34. 0235	- LAO ADF	Northern Rural Infrastructure Development Sector	23.00	26-Nov-10	SERD	LRM	OIC, LRM	3-Mar-17
0235 ^b	- LAO ADF	Northern Rural Infrastructure Development Sector	23.00	26-Nov-10	SERD	LRM	Board	31-May-17
35. 0296	- LAO ADF	Trade Facilitation: Improved Sanitary and Phytosanitary Handling in the Greater Mekong Subregion Trade	11.00	26-Jun-12	SERD	LRM	OIC, LRM	15-Feb-17
36. 0309	- LAO ADF	Governance and Capacity Devt in Pub Sector Mgt. Program (SP1)	6.00	27-Sep-12	SERD	SEPF	Director, SEPF	27-Jan-17
37. 0488	- LAO STCF	Greater Mekong Subregion Biodiversity Conservation Corridors - Additional Financing	12.84	9-Aug-16	SERD	LRM	Country Director, LRM	27-Jul-17
38. 0503	- LAO ADF	Second Strengthening Technical and Vocational Education and Training	25.00	18-Oct-16	SERD	SEHS	Director, OSP2	26-Jul-17
Myanmar								
39. 0455	- MYA UCCRT	Mandalay Urban Services Improvement	4.00	12-Nov-15	SERD	SEUW	Director General, SERD	28-Mar-17
40. 9176	- MYA JFPR	Greater Mekong Subregion Capacity Building for HIV/AIDS Prevention	10.00	11-Dec-13	SERD	SEHS	Director, SEHS	2-Mar-17
Mongolia								
41. 0204	- MON ADF	Southeast Gobi Urban and Border Town Development	15.00	19-Apr-10	EARD	MNRM	Director General, EARD	9-Jun-17
42. 0236	- MON ADF	Fourth Health Sector Development	14.00	29-Nov-10	EARD	MNRM	Director General, EARD	25-May-17
43. 0315	- MON GEF	Urban Transport Development Investment Program - Tranche 1	1.50	8-Nov-12	EARD	MNRM	Country Director, MNRM	29-Sep-17
Nepal								
44. 0099	- NEP ADF	South Asia Subregional Economic Cooperation Information Highway	5.00	17-Dec-07	SARD	NRM	Director General, SARD	19-Jan-17
45. 0157	- NEP ADF	Second Small Towns Water Supply and Sanitation Sector	45.10	17-Sep-09	SARD	NRM	OIC, NRM	26-Jun-17
46. 0179	- NEP ADF	South Asia Tourism Infrastructure Development	12.75	16-Nov-09	SARD	NRM	Director General, SARD	14-Jun-17
47. 0212	- NEP ADF	Kathmandu Sustainable Urban Transport	9.00	22-Jul-10	SARD	NRM	OIC, SARD	29-Jun-17
48. 0239	- NEP GEF	Kathmandu Sustainable Urban Transport	2.52	30-Nov-10	SARD	NRM	OIC, SARD	29-Jun-17
49. 0248	- NEP ADF	High Mountain Agribusiness and Livelihood Improvement	20.00	25-Mar-11	SARD	NRM	OIC, NRM	21-Aug-17
50. 0252	- NEP ADF	Capital Market and Infrastructure Capacity Support	5.00	19-Apr-11	SARD	NRM	Director General, SARD	16-Jun-17
51. 0299	- NEP ADF	Water Resources Project Preparatory Facility	11.00	27-Jul-12	SARD	SAER	Director, SAER	23-Jun-17
52. 0345	- NEP ADF	Skills Development	20.00	25-Jun-13	SARD	NRM	OIC, NRM	23-Jan-17
53. 0383	- NEP ACEF	South Asia Tourism Infrastructure Development - Additional Financing	3.00	28-Mar-14	SARD	NRM	Director General, SARD	14-Jun-17
Papua New Guinea								
54. 0226	- PNG AUSG	Microfinance Expansion	6.00	28-Oct-10	PARD	PLCO	President	5-Apr-17
55. 0425	- PNG AUSG	Microfinance Expansion - Additional Financing	3.09	9-Feb-15	PARD	PLCO	President	5-Apr-17
Samoa								
56. 0087	- SAM ADF	Power Sector Expansion	15.39	21-Nov-07	PARD	SPSO	OIC, PARD	29-Aug-17
57. 0101	- SAM ADF	Power Sector Expansion	8.00	21-Nov-07	PARD	SPSO	OIC, PARD	29-Aug-17
Sri Lanka								
58. 0129	- SRI ADF	Dry Zone Urban Water and Sanitation	23.22	28-Nov-08	SARD	SLRM	Country Director, SLRM	19-Jul-17
59. 0303	- SRI CEF	Clean Energy and Network Efficiency Improvement	1.50	18-Sep-12	SARD	SLRM	OIC, SLRM	7-Mar-17
Tajikistan								
60. 0352	- TAJ STCF	Building Climate Resilience in the Pyanj River Basin	21.55	25-Jul-13	CWRD	TJRM	Director, CWER	28-Mar-17
61. 0356	- TAJ ADF	Central Asia Regional Economic Cooperation Corridors 3 and 5 Enhancement	70.00	19-Sep-13	CWRD	TJRM	OIC, CWTC	4-Aug-17
Tonga								
62. 0256	- TON ADF	Tonga-Fiji Submarine Cable	9.70	23-Aug-11	PARD	SPSO	Director General, PARD	29-May-17
63. 0265	- TON AUSG	Nuku'alofa Urban Development Sector - Additional Financing	8.17	17-Oct-11	PARD	SPSO	President	11-Sep-17
Tuvalu								
64. 0511	- TUV ADF	Outer Island Maritime Infrastructure	8.30	16-Nov-16	PARD	PATE	OIC, PARD	22-Aug-17
65. 0512	- TUV ADF	Outer Island Maritime Infrastructure (Disaster Response Facility)	3.00	16-Nov-16	PARD	PATE	OIC, PARD	22-Aug-17
66. 0513	- TUV GEF	Outer Island Maritime Infrastructure	0.50	16-Nov-16	PARD	PATE	OIC, PARD	22-Aug-17
Vanuatu								
67. 0273	- VAN NZG2	Interisland Shipping Support	12.60	30-Nov-11	PARD	PLCO	Director General, PARD	21-Mar-17
68. 0427	- VAN NZG2	Interisland Shipping Support - Additional Financing	4.65	27-Feb-15	PARD	PLCO	Director General, PARD	21-Mar-17
69. 0459	- VAN ADF	Cyclone Pam Road Reconstruction	7.00	25-Nov-15	PARD	PLCO	Director General, PARD	6-Feb-17
0459 ^c	- VAN ADF	Cyclone Pam Road Reconstruction	7.00	25-Nov-15	PARD	PLCO	Board	9-Aug-17

GRANT PROJECTS WITH CHANGES

(1 January - 30 September 2017)

Country/ Grant No.	Fund	Project Name	Net Grant Amount (\$mn)	Grant Approval Date	Dept.	Administering Division	Approving Authority	Date Approved	
70. 0460	- VAN	ADF	Cyclone Pam Road Reconstruction (Disaster Response Facility)	2.81	25-Nov-15	PARD	PLCO	Director General, PARD	6-Feb-17
0460 ^e	- VAN	ADF	Cyclone Pam Road Reconstruction (Disaster Response Facility)-	2.81	25-Nov-15	PARD	PLCO	Board	9-Aug-17
71. 0461	- VAN	GEF	Cyclone Pam Road Reconstruction	2.68	25-Nov-15	PARD	PLCO	Director General, PARD	6-Feb-17
0461 ^e	- VAN	GEF	Cyclone Pam Road Reconstruction	2.68	25-Nov-15	PARD	PLCO	Board	9-Aug-17
Viet Nam									
72. 0095	- VIE	AUSG	Greater Mekong Subregion Southern Coastal Corridor	25.50	28-Nov-07	SERD	SETC	OIC, SETC	4-Jan-17
73. 0329	- VIE	UEIF	Greater Mekong Subregion Corridor Towns Development	1.00	12-Dec-12	SERD	SEUW	OIC, SEUW	27-Jun-17

ACEF = Asia Clean Energy Fund, ADF = Asian Development Fund, AITF = Afghanistan Infrastructure Trust Fund, ATAG = A.T.F. -Australian TA Grant, AUSG = Australian Grant, CEF = Clean Energy Fund, GAFSP = Global Agriculture and Food Security Program, GEF = Global Environment Facility Grant, JFPR = Japan Fund for Poverty Reduction, NZG2 = New Zealand Grant, REDCI = Renewable Energy Dev Sec in Cook Islands, STCF = Strategic Climate Fund, SWEG = Swedish Grant, SWG = Swiss Grant (Co-financing); UCCRT = Urban Climate Change Resilience T.F., UEIF = Urban Environmental Infrastructure Fund

Note: Only copies of approved memos received by OSFMD (including grant extensions) are included in this report.

Grant 0408 - KGZ: Strengthening Education System Sector Development Program, approved on 05 Feb 16 was received by OSFMD in 2017; thus was not included in 2016 report.

^a Refers to additional financing approval Grant 0541-AFG

^b Refers to additional financing approval Grant 0534-LAO.

^c Refers to additional financing approval Grant 0540-VAN

TAs WITH MAJOR CHANGE IN SCOPE, IMPLEMENTATION ARRANGEMENTS, OR BOTH
(1 January - 30 September 2017)

TA No./Country	Fund	Project Name	TA Amount (\$mn)	TA Approval Date	Dept.	Administering Division	Approving Authority	Date Approved
A. Change in Scope								
Banqladesh								
1. 9160	- BAN TASF,EAKPF	Human Resource Development for Information Technology E	0.825	24-Aug-16	SARD	SAHS	Vice-President, Operations 1	25-Jul-17
Myanmar								
2. 8788	- MYA TASF	Transport Sector Reform and Modernization	3.500	11-Dec-14	SERD	SETC	Vice-President, Operations 2	16-Jun-17
3. 8987	- MYA JFPR,TASF	Improving Road Network Management and Safety	2.350	9-Nov-15	SERD	SETC	Vice-President, Operations 2	15-Jun-17
Philippines								
4. 8984	- PHI TASF,CCF	Support for the Nationwide Rollout of JobStart Philippines	8.799	30-Oct-15	SERD	SEPF	President	13-Feb-17
Viet Nam								
5. 9272	- VIE TASF	Support for Improving Public Expenditure Quality Program	1.575	13-Dec-16	SERD	VRM	Vice President, Operations 2	18-Aug-17
Regional								
6. 8663	- REG TASF	Sustainable Environmental Management of Projects in Central and West Asia	2.750	10-Jun-14	CWRD	CWOD	Vice President, Operations 1	15-Feb-17
7. 8714	- REG CCSF	Promoting Carbon Capture and Storage in the People's Republic of China and Indonesia	3.300	29-Aug-14	SDCC	SDSC-ENE	President	23-Jun-17
8. 8813	- REG TASF,EAKPF	Information and Communication Technology for Development Initiative Facility in Asia and the Pacific	2.000	16-Dec-14	SDCC	SDTC	Vice President, KMSD	28-Jun-17
9. 9238	- REG TASF	2017 International Comparison Program for Asia and the Pacific	2.500	24-Nov-16	ERCD	ERDI	President	29-Aug-17
B. Change in Implementation Arrangements								
Banqladesh								
1. 9160	- BAN TASF,EAKPF	Human Resource Development for Information Technology E	0.825	24-Aug-16	SARD	SAHS	Vice-President, Operations 1	25-Jul-17
Myanmar								
2. 8788	- MYA TASF	Transport Sector Reform and Modernization	3.500	11-Dec-14	SERD	SETC	Vice-President, Operations 2	16-Jun-17
3. 8987	- MYA JFPR,TASF	Improving Road Network Management and Safety	2.350	9-Nov-15	SERD	SETC	Vice-President, Operations 3	15-Jun-17
Philippines								
4. 8984	- PHI TASF,CCF	Support for the Nationwide Rollout of JobStart Philippines	8.799	30-Oct-15	SERD	SEPF	President	13-Feb-17
Viet Nam								
5. 9272	- VIE TASF	Support for Improving Public Expenditure Quality Program	1.575	13-Dec-16	SERD	VRM	Vice President, Operations 2	18-Aug-17
Regional								
6. 8663	- REG TASF	Sustainable Environmental Management of Projects in Central and West Asia	2.750	10-Jun-14	CWRD	CWOD	Vice President, Operations 1	15-Feb-17
7. 8714	- REG CCSF	Promoting Carbon Capture and Storage in the People's Republic of China and Indonesia	3.300	29-Aug-14	SDCC	SDSC-ENE	President	23-Jun-17
8. 8813	- REG TASF,EAKPF	Information and Communication Technology for Development Initiative Facility in Asia and the Pacific	2.000	16-Dec-14	SDCC	SDTC	Vice President, KMSD	28-Jun-17
9. 9238	- REG TASF	2017 International Comparison Program for Asia and the Pac	2.500	24-Nov-16	ERCD	ERDI	President	29-Aug-17

CCF = Canadian Cooperation Fund, CCSF = Carbon Capture and Storage Fund, EAKPF = e-Asia and Knowledge Partnership Fund, JFPR = Japan Fund for Poverty Reduction, TASF = Technical Assistance Special Fund
Note: Only copies of approved memos received by OSFMD (including TA extensions) are included in this report.

Source: Regional Departments.

MULTITRANCHE FINANCING FACILITY PROJECTS WITH CHANGES
(1 January - 30 September 2017)

	Country/ MFF No.	Project Name	Total Approved Amount (\$mn)	MFF Approval Date	Dept.	Administering Division	Approving Authority	Date Approved
A.	Major Changes							
	- None -							
B.	Minor Changes							
	India							
1.	0012 - IND	Jammu and Kashmir Urban Sector Development Investment Program	300.00	31-May-07	SARD	INRM	President	13-Feb-17
2.	0049 - IND	Sustainable Coastal Protection and Management Investment Program	250.00	29-Sep-10	SARD	INRM	President	28-Apr-17
3.	0050 - IND	Assam Integrated Flood and Riverbank Erosion Risk Management Investment Program	120.00	19-Oct-10	SARD	SAER	President	18-May-17
4.	0060 - IND	Railway Sector Investment Program	500.00	31-Aug-11	SARD	SATC	President	28-Sep-17
5.	0064 - IND	Assam Urban Infrastructure Investment Program	200.00	30-Sep-11	SARD	INRM	President	23-Jun-17
	Kazakhstan							
6.	0047 - KAZ	Central Asia Regional Economic Cooperation Corridor 2 (Mangystau Oblast Sections) Investment Program	800.00	28-Sep-10	CWRD	CWTC	President	28-Apr-17

Note: Only copies of approved memos received by OSFMD (including extensions) are included in this report.

Source: Regional Departments.

2017 PROJECT COMPLETION REPORT (PCR/XARR) PROGRAM

ORGANIZATION GROUP	Program Breakdown					Achievement				
	Qtr1	Qtr2	Qtr3	Qtr4	Total	Qtr1	Qtr2	Qtr3	Qtr4	Total
OPERATIONS GROUP 1	6	10	15	0	31	1	3	27	0	34
CWRD	4	2	7	0	13	0	1	13	0	14
CWEN	-	-	1	-	1	-	-	2	-	2
CWPF	3	1	1	-	5	-	1	2	-	3
CWTC	-	-	3	-	3	-	-	3	-	3
CWUW	1	-	1	-	2	-	-	1	-	1
PRM	-	1	-	-	1	-	-	1	-	1
TJRM	-	-	-	-	0	-	-	1	-	1
URM	-	-	1	-	1	-	-	3	-	3
SARD	2	8	8	0	18	1	2	17	0	20
SAEN	-	1	-	-	1	-	-	3	-	3
SAER	-	-	2	-	2	-	-	2	-	2
SAPF	-	-	1	-	1	-	-	1	-	1
SARC	1	-	-	-	1	-	1	-	-	1
SAUW	-	1	1	-	2	-	-	1	-	1
BRM	-	-	1	-	1	-	-	2	-	2
INRM	1	2	3	-	6	1	-	4	-	5
NRM	-	3	-	-	3	-	1	2	-	3
SLRM	-	1	-	-	1	-	-	2	-	2
OPERATIONS GROUP 2	5	17	10	0	32	6	16	18	0	40
EARD	0	1	9	0	10	2	0	11	0	13
EAEN	-	-	2	-	2	-	-	2	-	2
EAER	-	-	1	-	1	1	-	2	-	3
EASS	-	-	1	-	1	-	-	1	-	1
EATC	-	-	3	-	3	1	-	1	-	2
MNRM	-	-	-	-	0	-	-	2	-	2
PRCM	-	1	2	-	3	-	-	3	-	3
PARD	4	3	1	0	8	2	2	2	0	6
PAUS	2	1	1	-	4	1	1	-	-	2
PLCO	-	1	-	-	1	-	-	2	-	2
PNRM	1	1	-	-	2	-	1	-	-	1
SPSO	1	-	-	-	1	1	-	-	-	1
SERD	1	13	0	0	14	2	14	5	0	21
SEEN	-	-	-	-	0	-	-	1	-	1
SEHS	-	3	-	-	3	-	5	-	-	5
SEPF	-	5	-	-	5	1	4	-	-	5
SETC	-	-	-	-	0	-	1	1	-	2
CARM	-	1	-	-	1	-	-	1	-	1
IRM	1	3	-	-	4	1	2	2	-	5
LRM	-	-	-	-	0	-	1	-	-	1
VRM	-	1	-	-	1	-	1	-	-	1
PRIVATE SECTOR AND COFINANCING OPERATIONS	0	0	8	0	8	0	0	9	0	9
PSOD	0	0	8	0	8	0	0	9	0	9
PSFI	-	-	5	-	5	-	-	6	-	6
PSIF2	-	-	1	-	1	-	-	1	-	1
PSIS	-	-	2	-	2	-	-	2	-	2
ADB TOTAL	11	27	33	0	71	7	19	57	0	83

2017 TECHNICAL ASSISTANCE COMPLETION REPORT (TCR) PROGRAM

ORGANIZATION GROUP	Program Breakdown					Achievement				
	Qtr1	Qtr2	Qtr3	Qtr4	Total	Qtr1	Qtr2	Qtr3	Qtr4	Total
BOARD OF DIRECTORS	0	0	3	0	3	4	0	0	0	4
IED	-	-	3	-	3	4	-	-	-	4
PRESIDENT'S GROUP	1	0	2	0	3	0	0	0	0	0
OAI	-	-	1	-	1	-	-	-	-	0
SPD	1	-	1	-	2	-	-	-	-	0
KNOWLEDGE MANAGEMENT AND SUSTAINABLE DEVELOPMENT	19	10	8	0	37	9	13	15	0	37
ERCD	11	7	1	0	19	5	5	5	0	15
ERCI	5	2	-	-	7	2	2	2	-	6
ERDI	1	1	-	-	2	1	1	-	-	2
EREA	1	-	-	-	1	1	-	-	-	1
ERMR	1	-	1	-	2	-	2	-	-	2
EROD	3	4	-	-	7	1	-	3	-	4
SDCC	8	3	7	0	18	4	8	10	0	22
SDCC-KS	-	1	-	-	1	-	1	-	-	1
SDES	-	-	-	-	0	-	-	2	-	2
SDOD-FCI	-	-	-	-	0	-	1	-	-	1
SDSC	2	1	6	-	9	1	2	7	-	10
SDTC	6	1	1	-	8	3	4	1	-	8
FINANCE AND RISK MANAGEMENT	0	0	2	0	2	1	0	0	0	1
CTL	-	-	2	-	2	1	-	-	-	1
OPERATIONS GROUP 1	7	15	8	0	30	0	12	26	0	38
CWRD	6	7	1	0	14	0	8	10	0	18
CWEN	-	-	1	-	1	-	-	3	-	3
CWOD	-	1	-	-	1	-	1	-	-	1
CWPF	4	1	-	-	5	-	3	2	-	5
CWRC	-	-	-	-	0	-	-	1	-	1
CWTC	-	1	-	-	1	-	1	-	-	1
KARM	-	-	-	-	0	-	-	1	-	1
CWUW	1	3	-	-	4	-	3	1	-	4
URM	1	1	-	-	2	-	-	2	-	2
SARD	1	8	7	0	16	0	4	16	0	20
SAEN	-	2	-	-	2	-	1	1	-	2
SAER	-	-	2	-	2	-	-	2	-	2
SAHS	-	1	-	-	1	-	1	-	-	1
SAOD	1	1	-	-	2	-	1	1	-	2
SAPF	-	1	1	-	2	-	-	5	-	5
SATC	-	-	2	-	2	-	-	3	-	3
SAUW	-	2	-	-	2	-	-	2	-	2
SLRM	-	-	-	-	0	-	-	1	-	1
INRM	-	-	2	-	2	-	-	1	-	1
NRM	-	1	-	-	1	-	1	-	-	1

2017 TECHNICAL ASSISTANCE COMPLETION REPORT (TCR) PROGRAM

ORGANIZATION GROUP	Program Breakdown					Achievement				
	Qtr1	Qtr2	Qtr3	Qtr4	Total	Qtr1	Qtr2	Qtr3	Qtr4	Total
OPERATIONS GROUP 2	25	44	8	0	77	22	42	26	0	90
EARD	9	10	7	0	26	10	8	10	0	28
EAEN	2	1	-	-	3	-	3	-	-	3
EAER	-	5	-	-	5	1	2	2	-	5
EAPF	4	3	-	-	7	3	-	5	-	8
EASS	1	-	5	-	6	3	-	3	-	6
EATC	1	-	2	-	3	1	2	-	-	3
PRCM	1	1	-	-	2	2	1	-	-	3
PARD	0	11	1	0	12	0	4	10	0	14
PATE	-	3	-	-	3	-	2	3	-	5
PAUS	-	3	1	-	4	-	-	3	-	3
PLCO	-	2	-	-	2	-	-	2	-	2
PNRM	-	1	-	-	1	-	-	1	-	1
SPSO	-	1	-	-	1	-	1	1	-	2
TLRM	-	1	-	-	1	-	1	-	-	1
SERD	16	23	0	0	39	12	30	6	0	48
SEEN	-	3	-	-	3	1	2	-	-	3
SEER	6	-	-	-	6	4	2	-	-	6
SEHS	-	4	-	-	4	-	4	-	-	4
SEPF	-	11	-	-	11	1	11	-	-	12
SETC	1	-	-	-	1	-	4	1	-	5
SEUW	3	-	-	-	3	1	1	1	-	3
CARM	1	-	-	-	1	-	1	-	-	1
IRM	1	4	-	-	5	2	1	3	-	6
MYRM	-	-	-	-	0	-	1	-	-	1
PHCO	3	1	-	-	4	3	1	-	-	4
TRM	1	-	-	-	1	-	2	-	-	2
VRM	-	-	-	-	0	-	-	1	-	1
ADMINISTRATION AND CORPORATE MANAGEMENT	0	0	3	0	3	1	0	4	0	5
OGC	-	-	-	-	0	1	-	2	0	3
OSFMD	-	-	3	-	3	-	-	2	-	2
PRIVATE SECTOR AND COFINANCING OPERATIONS	0	0	9	0	9	0	1	3	0	4
OCO	-	-	1	-	1	-	-	-	-	0
PSOD	0	0	8	0	8	0	1	3	0	4
PSIF1	-	-	2	-	2	-	1	1	-	2
PSIF2	-	-	5	-	5	-	-	1	-	1
PSIS	-	-	1	-	1	-	-	1	-	1
ADB TOTAL	52	69	43	0	164	37	68	74	0	179

Note: As per memo from Director General, SDCC dated 9 May 2017, three TAs were transferred from SDCC to ERCD.

Project Administration Missions^a
(1 January - 30 September 2017)

Recipient	Number of Missions										No. of Projects ^d	Total Staff-Days
	CPRM ^b	LD ^c	SFA	PI	SPA	MTR	PR	PCR	Others	Total		
Afghanistan	2	1	-	-	-	-	6	-	6	15	12	725
Armenia	4	-	-	-	-	-	22	-	-	26	6	207
Azerbaijan	2	-	-	-	1	1	13	-	-	17	8	240
Bangladesh	1	-	-	3	1	2	20	-	-	27	23	482
Bhutan	-	-	-	2	-	1	5	-	-	8	5	78
Cambodia	-	2	-	2	-	1	30	-	-	35	20 ^e	456
China, People's Republic of	-	-	-	4	6	6	59	3	-	78	63	838
Cook Islands	-	-	-	-	-	-	-	-	-	-	-	-
Fiji	-	-	-	-	-	-	2	-	-	2	2	13
Georgia	2	-	-	-	1	1	10	3	-	17	12	169
India	1	6	-	2	30	2	64	2	-	107	61 ^e	863
Indonesia	1	-	-	1	2	-	11	-	-	15	11	355
Kazakhstan	1	-	-	-	1	1	1	-	-	4	2	74
Kiribati	-	-	-	-	-	1	2	-	-	3	2	39
Kyrgyz Republic	2	1	-	1	-	-	14	1	-	19	9 ^e	395
Lao People's Democratic Republic	-	2	-	4	-	-	17	1	-	24	17 ^e	276
Maldives	1	1	-	-	-	-	2	-	-	4	2	56
Marshall Islands	-	-	-	-	-	-	2	-	-	2	1	6
Micronesia, Federated States of	-	-	-	-	-	-	-	-	-	-	-	-
Mongolia	1	-	-	2	1	1	12	1	2	20	17	372
Myanmar	2	-	-	2	2	1	4	-	-	11	8 ^e	98
Nauru	-	1	-	-	-	-	-	-	-	1	-	1
Nepal	1	2	-	1	-	5	29	-	-	38	25	776
Pakistan	2	-	-	3	1	2	17	-	1	26	18	484
Palau	-	-	-	-	-	-	1	-	-	-	1	2
Papua New Guinea	-	-	-	-	-	-	6	-	-	6	5	77
Philippines	-	-	-	-	-	2	8	-	-	10	5	67
Samoa	-	-	-	-	-	-	3	-	-	3	3	30
Solomon Islands	1	1	-	-	-	-	2	-	-	4	2	90
Sri Lanka	1	-	-	3	-	4	18	-	-	26	21	344
Tajikistan	2	-	-	1	-	-	5	-	-	8	3 ^e	96
Thailand	-	-	-	-	-	-	2	1	-	3	2	18
Timor-Leste	-	1	-	-	-	-	-	-	-	1	-	1
Tonga	-	-	-	-	-	-	5	-	-	5	5	57
Turkmenistan	-	-	-	-	-	-	1	-	-	1	1	3
Tuvalu	-	-	-	-	-	-	-	-	-	-	-	-
Uzbekistan	1	-	-	-	1	-	8	4	-	14	10	403
Vanuatu	-	1	-	1	1	-	3	-	1	7	4	43
Viet Nam	1	-	-	6	-	7	37	2	-	53	41 ^e	1163
Regional	-	-	-	-	-	-	1	-	-	1	1	12
Grand Total	29	19	0	38	48	38	442	18	10	642	428	9408

NOTES: (i) Project administration missions consist of country portfolio review (CPR), loan disbursement (LD), supplementary financing appraisal (SFA), project inception (PI), special project administration (SPA), midterm review (MTR), project review (PR), project completion review (PCR), and other project-specific consultations by professional staff, national officers, administrative staff, and consultants from headquarters and resident missions.

(ii) Supplementary and additional financing are not counted separately.

(iii) Missions classified as other grants project administration (OGPA) are verified with regional departments if purely administration or not.

^a Covers missions for both loan and grant projects.

^b Includes other portfolio review missions conducted during the year. e.g., tripartite, interim, quarterly.

^c Includes multiple loan disbursement reviews in a country.

^d Excludes projects reviewed by CPR or CPIA, which were concurrently reviewed by the missions. MFF subprojects/tranches are counted individually.

^e Project number 40253-023 (CAM/LAO/VIE), 46124-001 (KGZ/TAJ), 48118-002 (CAM/LAO/MYA/VIE) fall under multiple countries and are counted in each country.

Sources: e-Ops (extract of 9 Oct 2017) and Operations Departments (for CPRM)

Technical Assistance Administration Missions
(1 January - 30 September 2017)

Recipient		TA Missions					Total	Number of TAs	Total Staff-Days
		TAI	TAR	STA	RETA	Others			
Afghanistan	AFG	-	-	-	-	-	-	-	-
Armenia	ARM	1	1	-	-	-	2	2	8
Azerbaijan	AZE	-	2	-	-	-	2	1	28
Bangladesh	BAN	4	3	-	0	-	7	6	58
Bhutan	BHU	-	4	1	-	1	6	5	42
Cambodia	CAM	0	6	-	-	-	6	4	43
China, People's Republic of	PRC	5	27	-	-	1	33	22	179
Cook Islands	COO	-	-	-	-	-	-	-	-
Fiji	FIJ	-	-	-	-	-	-	-	-
Georgia	GEO	1	-	-	-	-	1	1	6
India	IND	1	11	-	-	1	13	11	100
Indonesia	INO	-	7	-	-	3	10	5	65
Kazakhstan	KAZ	-	-	-	-	-	-	-	-
Kiribati	KIR	-	-	-	-	-	-	-	-
Kyrgyz Republic	KGZ	2	1	-	-	-	3	2	42
Lao People's Democratic Republic	LAO	-	3	-	-	-	3	2	33
Malaysia	MAL	-	-	-	-	-	-	-	-
Maldives	MLD	-	-	-	-	-	-	-	-
Marshall Islands	RMI	-	-	-	-	-	-	-	-
Micronesia, Federated States of	FSM	-	-	-	-	-	-	-	-
Mongolia	MON	5	13	-	-	-	18	15	118
Myanmar	MYA	1	8	-	1	-	10	6	56
Nauru	NAU	-	-	-	-	-	-	-	-
Nepal	NEP	4	4	-	-	-	8	7	122
Pakistan	PAK	2	8	-	-	-	10	6	253
Palau	PAL	-	-	-	-	-	-	-	-
Papua New Guinea	PNG	-	-	-	-	-	-	-	-
Philippines	PHI	-	9	-	-	-	9	2	37
Samoa	SAM	-	-	-	-	-	-	-	-
Solomon Islands	SOL	-	-	-	-	-	-	-	-
Sri Lanka	SRI	1	4	-	-	1	6	4	40
Tajikistan	TAJ	-	-	-	-	-	-	-	-
Thailand	THA	-	-	-	-	-	-	-	-
Timor-Leste	TIM	-	-	-	-	-	-	-	-
Tonga	TON	-	-	-	-	-	-	-	-
Turkmenistan	TKM	1	-	-	-	-	1	1	6
Tuvalu	TUV	-	-	-	-	-	-	-	-
Uzbekistan	UZB	3	1	-	-	1	5	4	161
Vanuatu	VAN	-	-	-	-	-	-	-	-
Viet Nam	VIE	-	6	1	-	-	7	5	22
Regional	REG	3	38	3	29	1	74	37	516
Grand Total		34	156	5	30	9	234	148	1,935

Note: TA administration missions consist of inception (TAI), review (TAR), special TA reviews (STA), regional training program activities (RETA), and other project-specific consultations by international staff; national and administrative staff; and consultants and resident missions.

Sources: e-Operations (extract of 9 October 2017) and Operations/Non-Operations Departments.