

Water Financing Partnership Facility

Semiannual Progress Report
January to June 2017



BILL & MELINDA
GATES *foundation*



Kingdom of the Netherlands



ABBREVIATIONS

| | | |
|------|---|---|
| ADB | – | Asian Development Bank |
| AWP | – | Australian Water Partnership |
| CDTA | – | capacity development technical assistance |
| DMC | – | developing member country |
| DMF | – | design and monitoring framework |
| O&M | – | operation and maintenance |
| PATA | – | policy and advisory technical assistance |
| PCR | – | project completion report |
| PPP | – | public-private partnership |
| PPTA | – | project preparatory technical assistance |
| PRC | – | People's Republic of China |
| RBL | – | results-based lending |
| RETA | – | regional technical assistance |
| SSP | – | sanitation safety plan |
| TA | – | technical assistance |
| TCR | – | technical assistance completion report |
| WAG | – | water advisory group |
| WHO | – | World Health Organization |
| WSP | – | water safety plan |

NOTES

- (i) In preparing any country program or strategy, financing any project, or by making any designation of, or reference to, a particular territory or geographic area in this document, the Asian Development Bank does not intend to make any judgments as to the legal or other status of any territory or area.
- (ii) In this report, "\$" refers to US dollars.

Governance of the Water Financing Partnership Facility

| | |
|--|--|
| Steering Committee Chair | Amy Leung, Director General, Sustainable Development and Climate Change Department (SDCC) |
| Members | Sean O’Sullivan, Director General, Central and West Asia Department (CWRD) Ayumi Konishi, Director General, East Asia Department (EARD) Ma. Carmela D. Locsin, Director General, Pacific Department (PARD) Michael Peter Barrow, Director General, Private Sector Operations Department (PSOD) Hun Kim, Director General, South Asia Department (SARD) Ramesh Subramaniam, Director General, Southeast Asia Department (SERD) |
| Water Sector Committee Chair | Qingfeng Zhang, Director, Environment, Natural Resources and Agriculture Division, EARD |
| Members | Akmal Siddiq, Director, Environment, Natural Resources and Agriculture Division, CWRD Ye Yong, Director, Urban Development and Water Division, CWRD Sangay Penjor, Director, Urban and Social Sectors Division, EARD Emma Veve, Director, Urban, Social Development and Public Management Division, PARD Mio Oka, Director, Environment, Natural Resources and Agriculture Division, SARD Sekhar Bonu, Director, Urban Development and Water Division, SARD Jiangfeng Zhang, Director, Environment, Natural Resources and Agriculture Division, SERD Eri Honda, Officer-In-Charge, Urban Development and Water Division, SERD |
| Facility Manager | Gil-Hong Kim, Senior Director concurrently Chief Sector Officer, Sector Advisory Service Division, SDCC |
| Secretariat | Thomas Panella, Technical Advisor (Water), SDCC Michiel de Lijster, Senior Water Resources Specialist, SDCC Pia Corrina Reyes, Water Resources Officer, SDCC Ellen Pascua, Consultant, SDCC Francisco Roble, Consultant, SDCC |
| Office of Co-Financing Operations (OCO) | Kai Preugschat, Head Sujata Gupta, Director Toshimasa Dojima, Principal Financing Partnerships Specialist Ilaria Caetani, Senior Financing Partnerships Specialist Rikard Elfving, Senior Financing Partnerships Specialist |

CONTENTS

| | Page |
|---|-------------|
| I. INTRODUCTION | 1 |
| II. HIGHLIGHTS AND KEY ACHIEVEMENTS | 1 |
| III. PROGRESS FOR 1 JANUARY TO 30 JUNE 2017 | |
| A. Progress on Detailed Planned Activities | 11 |
| B. Progress Towards Impact, Outcomes, and Outputs | 13 |
| IV. FINANCIAL STATUS | |
| A. Status of Fund Utilization | 16 |
| B. Allocations, Commitment, and Disbursements | 17 |
| C. Resource Allocation Ratio | 17 |
| D. Distribution of Resources by Sector | 17 |
| E. Distribution of Resources by Region | 18 |
| F. Use of Funds by Modality | 18 |
| V. PLANNED ACTIVITIES FOR 1 JULY TO 31 DECEMBER 2017 | 19 |
| APPENDICES | |
| 1. Summary Information on Women Beneficiaries Based on PCRs | 21 |
| 2. Summary of Completed TCRs for PATAs | 23 |
| 3. Summary of TCR for Completed CDTA in Kyrgyz Republic | 24 |
| 4. Summary of Completed TCRs for CDTAs | 25 |
| 5. Status of Grant | 26 |

I. INTRODUCTION

1. Established on 29 November 2006, the Water Financing Partnership Facility (WFPF) aims to provide additional financial and knowledge resources from development partners to support the implementation of Asian Development Bank's (ADB) Water Financing Program and help achieve the following targeted outcomes: (i) 500 million people with sustainable access to safe drinking water and improved sanitation; (ii) 170 million people with reduced risks to floods; (iii) 95 million people with more productive and efficient irrigation and drainage services; and (iv) integrated water resources management (IWRM) introduced in 30 river basins. The Facility now comprises three trust funds: (i) the Multidonor Trust Fund with contributions from Australia, Austria, Norway, Spain, and Switzerland, (ii) the Netherlands Trust Fund, and (iii) the Sanitation Financing Partnership Trust Fund with contribution from the Bill & Melinda Gates Foundation.

2. This Semiannual Progress Report covers the period January to June 2017 and presents the overall implementation progress against the 2017 Annual Work Program and the Facility's revised Design and Monitoring Framework (DMF).

II. HIGHLIGHTS AND KEY ACHIEVEMENTS

Keeping WFPF Running

3. **Replenishment of WFPF resources confirmed.** The Netherlands Government announced¹ in May 2017 an additional contribution of \$9.495 million² to strengthen support to water-food security nexus. This raises to \$44.248 million the Netherlands total contribution to the Facility's Netherlands Trust Fund. The Bill & Melinda Gates Foundation has also approved³ an additional contribution of \$1.0 million to finance a fixed-term sanitation expert⁴, raising its total contribution to \$16.0 million to the Facility's Sanitation Financing Partnership Trust Fund.

4. Thus, the total committed contributions to date have gone up to \$112.797 million from \$102.302 million. The details are provided in Table 1 below:

Table 1: Status of Committed Contributions as of 30 June 2017
(in \$ Million)

| Financing Partners | Committed Amount |
|--|------------------|
| Multidonor Trust Fund | 52.549 |
| • Australia | 24.209 |
| • Austria | 8.468 |
| • Norway | 4.669 |
| • Spain | 10.000 |
| • Switzerland | 5.203 |
| Netherlands Trust Fund | 44.248 |
| Sanitation Financing Partnership Trust Fund | 16.000 |
| Total | 112.797 |

¹ The announcement was made at the Annual General Meeting in Yokohama, Japan. As of this writing, the amendment to channel financing agreement is being processed

² Part of the additional contribution will be used to finance a 3-year fixed term water expert to be engaged by ADB

³ The grant proposal was approved in June 2017. As of this writing, the amendment to channel financing agreement is being processed

⁴ To be engaged by ADB for a fixed term period of 3 years

5. **Steady increase in disbursement demonstrated.** Since the preceding discussion is on the WFPF resources, it would be good to show how the Facility is performing in terms of disbursement. In the 2016 Annual Report, an overall Facility disbursement was reported at 72%. Over a period of six months, the overall disbursement steadily increased to 76%.

6. The Facility's disbursement performance over the last four years is summarized in Table 2 below while the detailed presentation on disbursement per trust fund is provided in Table 15, para 49.

Table 2: 2014-2017 Summary of Disbursement Performance

| Year | Amount in USD Million | | % Disbursed |
|------|------------------------|-----------|-------------|
| | Committed ⁵ | Disbursed | |
| 2014 | 89.947 | 53.079 | 59% |
| 2015 | 91.672 | 61.764 | 67% |
| 2016 | 95.996 | 69.518 | 72% |
| 2017 | 95.939 ⁶ | 73.013 | 76% |

6. **Allocation approved for an irrigation and water resources management project.** As indicated in the 2017 Annual Work Program, the remaining WFPF resources will be used to support the ADB Water Sector Group priority thrust of broadening or diversifying the water investment portfolio to other subsectors such as irrigation and drainage, flood management (incorporating climate change adaptation and disaster risk management), and environmental water management, for a more balanced approach to addressing water security.

7. Thus, the approved allocation during the reporting period was for a \$70,000⁷ top-up funding for an on-going project preparation technical assistance (PPTA) in Pakistan for Balochistan Water Resources Development Project⁸ (see Box 1). This proposed investment project will improve land and water resources, agricultural production and farm income of about 10,000 rural households and protect 1,500 hectares of watersheds. The proposed \$100 million ADB financing will support irrigation development and water resources management, including rural flood protection.

9. The WFPF top-up funding will support the additional work on one of the selected subprojects which will include a 60-meter high dam that was not anticipated at project concept stage. Specifically, WFPF funds will

**Box 1 – Pakistan:
Balochistan Water Resources Development
Project**

Proposed for approval in 2018 for \$100 million investment, this project will finance:

- construction of new small dams and flood irrigation systems
- improvement of 300 kilometers of canals, drains, and subsurface water channels
- development of a satellite-based water information system
- capacity building of the local communities and government agencies.

It will introduce innovations such as water resources data management supported by GIS and remote sensing, and surface and ground water monitoring and regulatory support.

⁵ Committed amount represents all projects and TAs approved by WFPF Steering Committee for allocation and by ADB management for implementation, including allocation for administration fees.

⁶ The 2017 committed amount is slightly lower than 2016 due to financial closing of some projects for which the actual amount spent was lower than approved budget. Committed amounts for financially closed projects are the actual amounts spent

⁷ Financed from the WFPF Multidonor Trust Fund

⁸ PAK: PPTA8800-Balochistan Water Resources Development Project

be used to carry out: (i) dam safety assessment; (ii) hydraulic modelling and analysis; (iii) drought frequency analysis and hydrology check using remote sensing technology; and (iv) full environmental impact assessment, including assessment at basin level, ecological/ environmental flow, and ecological and critical natural species. WFPF support will contribute to fulfilling these requirements, which will improve the project design and readiness.

10. As of this writing, an additional allocation has been approved for another irrigation project, while four more are under evaluation - one for environmental water management, two for additional irrigation projects, and one for fecal sludge management. This pipeline of WFPF applications further demonstrates how the Facility is supporting the envisioned diversification of water investments.

11. **WFPF support to sanitation achieves marginal gains.** The approved allocation during the reporting period had no contribution to sanitation, although as noted in para 10 above, an application for fecal sludge management is under evaluation and, if approved, will be reflected in the next progress report. This notwithstanding, the cumulative share of sanitation from approved WFPF allocations to date remains high at 27%, thus still exceeding the target of 20%⁹.

12. **Seven projects completed and financially closed.** A total of seven projects were completed and financially closed during the reporting period comprising three TAs and four direct charges, freeing up a total of \$642,483 in savings of which \$537,963 are under the Multidonor Trust Fund, \$18,864 are under the Netherlands Trust Fund, and \$85,656 are under the Sanitation Trust Fund.

**Box 2 – Mongolia:
Managing Soil Pollution in Ger Areas
through Improved On-Site Sanitation
Project**

The Project will finance household sanitation improvement and strengthening of fecal sludge management, including collection, transport, and treatment. The project implementation will promote partnership with communities, civil society organization and the private sector.

The Project's expected outputs include:

- strengthened planning for on-site sanitation
- pilot tested life cycle of on-site sanitation
- improved sustainability of on-site sanitation.

The project serves as a model in Mongolia for scaling up on-site sanitation and complements infrastructure development in core urban areas.

13. One of those completed and financially closed was the \$138,854¹⁰ funding support to prepare the "Managing Soil Pollution in Ger Areas through Improved On-Site Sanitation Project"¹¹ (see Box 2) in Mongolia.

14. The WFPF funds facilitated the (i) first legal review of national policies and laws for sanitation and domestic (non-industrial) pollution, (ii) review of on-site sanitation which now serves as the most current reference document for on-site sanitation, (iii) selection of project sites and technologies, (iv) design of soil pollution monitoring program, and (v) design of the very first web-based platform for monitoring sanitation-related diseases, awareness-raising materials, and technical manual.

15. The project resulting from WFPF support was approved with grant funding from the Japan Fund for Poverty Reduction (JFPR)¹².

⁹ The target is that at least 20% of WFPF resources is used to support sanitation-related projects

¹⁰ Financed from WFPF Sanitation Trust Fund

¹¹ MON: Grant 9189 : Managing Soil Pollution and On-Site Sanitation In Ulaanbaatar's Ger Areas Project

¹² JFPR provides direct grant assistance, targeting poverty reduction initiatives with direct participation of nongovernment organizations, community groups, and civil society.

Facilitating Diversified Water Investments

16. **WFPF-supported results-based lending in irrigation approved.** A \$500 million results-based lending for irrigation in Indonesia¹³ (see Box 3) was approved on 18 May 2017. Prepared through WFPF funding support of \$182,000¹⁴ using the direct charge modality, the Program will upgrade irrigation infrastructures and improve operation and maintenance (O&M). It will also introduce the following innovations:

- upgrading of irrigation asset management information system to a web-based and geospatial interface
- use of aerial surveys to reduce costs and improve the quality of asset registry
- use of satellite data for water accounting to predict water availability and adjust engineering design,
- pilot testing of water productivity measurement for policy making and improving water security
- improving standards for engineering design to integrate infrastructure, agriculture, and climate resilience.

**Box 3: Indonesia
Integrated Participatory
Development and Management
of Irrigation Program**

This is ADB's very first results-based lending (RBL) in irrigation, aimed at improving rural incomes and livelihood, and enhancing food security through more productive irrigated agriculture in 74 districts.

Using RBL modality, improvement in irrigation performance will be able to cover 1.5 million hectares, benefiting around 3 million farmers.

17. **WFPF-supported project constitutes 62% of January to June 2017 approved water investments.** Four investment projects were approved during the reporting period totaling \$801 million (see Table 3 below), of which 62% represents the \$500 million investment in irrigation in Indonesia described in para 16 above.

Table 3: January-June 2017 Approved Water Investments
(in Billion)

| Subsector | January-June 2017 Approvals | WFPF Contribution |
|---|-----------------------------|-------------------|
| Water Supply, Sanitation, and Wastewater Management | 0.275 | 0.000 |
| Irrigation and Drainage | 0.526 | 0.500 |
| Flood Management | 0.000 | 0.000 |
| Water Resources Management | 0.000 | 0.000 |
| Hydropower Generation | 0.000 | 0.000 |
| Total | 0.801 | 0.500 |

18. Worth noting from the table above is the higher investment in irrigation and drainage compared to water supply, sanitation, and wastewater management. The latter has traditionally been getting the largest share of approved water investments.

19. As mentioned in para 6 above, the WFPF 2017 Annual Work Program has made a commitment to help facilitate diversification of investment portfolio. At the annual consultation meeting, ADB presented the updated pipeline of 2017 water investments (see Table 4 below) to

¹³ INO-LN3529: Integrated Participatory Development and Management of Irrigation Program

¹⁴ Financed from WFPF Netherlands Trust Fund

show how the pipeline has changed from the December 2016 figures used in the 2017 Annual Work Program.

Table 4: 2017 Updated Pipeline of Water Investments
(in Billion)

| Subsector | As of December 2016 (As reflected in the 2017 Annual Work Program) | | As of March 2017 (As presented at the Annual Consultation Meeting) | |
|---|--|-------------|--|-------------|
| | Amount | % Share | Amount | % Share |
| Water Supply, Sanitation, and Wastewater Management | 1.846 | 54% | 1.445 | 35% |
| Irrigation and Drainage | 0.634 | 19% | 1.569 | 38% |
| Flood Management | 0.357 | 11% | 0.256 | 6% |
| Water Resources Management | 0.347 | 10% | 0.365 | 9% |
| Hydropower Generation | 0.205 | 6% | 0.530 | 12% |
| Total | 3.389 | 100% | 4.164 | 100% |

20. The updated pipeline shows a sharp increase in irrigation and drainage, even higher than water supply, sanitation and wastewater management. It also shows an increasing investment in hydropower generation mainly due to an increasing interest in investments in hydropower generation in Central Asia and new dams in South Asia.

21. The table also shows a significant increase in total expected annual investment from the \$3.389 billion level estimated in December 2016 to \$4.164 billion based on March 2017 update.

22. The envisioned diversification is further demonstrated in the updated three-year pipeline for 2017-2019 shown in Table 5 below.

Table 5: 2017-2019 Updated Pipeline of Water Investments
(in Billion)

| Subsector | 2017 | 2018 | 2019 |
|---|-------------|-------------|-------------|
| Water Supply, Sanitation, and Wastewater Management | 1.44 | 1.79 | 2.41 |
| Irrigation and Drainage | 1.57 | 0.74 | 1.25 |
| Flood Management | 0.26 | 0.50 | 0.78 |
| Water Resources Management | 0.36 | 0.36 | 0.88 |
| Hydropower Generation | 0.50 | 1.37 | 0.40 |
| Total | 4.16 | 4.76 | 5.72 |

23. While the pipeline shows that water supply, sanitation, and wastewater management subsector will continue to be a key investment area, with its share in 2018 and 2019 pipeline being the highest again, it will be noted that the average share is down to about 40% as compared to previous years when the share was, on average, at 55%.

24. A steady increase is seen in flood management and water resources management although irrigation and drainage is fluctuating. It is expected that the additional contribution from the Netherlands will help develop a more robust pipeline of irrigation and water resources management projects.

25. **WFPF contribution to Water Financing Program approved investments goes up to 34%.** The WFPF contribution to approved investments to date reached a total of \$7.39 billion representing 34% of the \$21.87 billion cumulative approvals from 2006, increasing by 1% from end-December 2016. Table 6 below provides the details.

Table 6: January 2006-June 2017 Approved Investments
(in Billion)

| Subsector | Water Financing Program | WFPF Contribution |
|---|-------------------------|-------------------|
| Water Supply, Sanitation, and Wastewater Management | 11.68 | 4.93 |
| Irrigation and Drainage | 3.73 | 1.06 |
| Flood Management | 2.10 | 0.91 |
| Water Resources Management | 1.62 | 0.49 |
| Hydropower Generation | 2.74 | 0.00 |
| Total | 21.87 | 7.39 |

26. The split between: (i) water supply and sanitation, and (ii) urban and rural water supply and sanitation is presented in Table 7 below. Good progress is being achieved with respect to the split between water supply and sanitation, with the latter getting as much as 40% share of total investments in this subsector. Traditionally, sanitation has been lagging way behind water supply. Admittedly though, the same achievement cannot be said of the split between urban and rural.

27. Worth noting from the table below is the 39% contribution of WFPF to approved sanitation investments to date, from 30% in June 2016.

Table 7: January 2006-June 2017 Approved Water Supply and Sanitation Investments
(in Billion)

| Breakdown | Water Financing Program | WFPF Contribution |
|-----------------------------------|-------------------------|-------------------|
| Water Supply | 7.01 | 3.11 |
| Sanitation | 4.67 | 1.82 |
| Total | 11.68 | 4.93 |
| Urban Water Supply and Sanitation | 11.30 | 4.85 |
| Rural Water Supply and Sanitation | 0.38 | 0.08 |
| Total | 11.68 | 4.93 |

28. While sanitation investment per se is increasing, its share from ADB's total water lending went down from 22.34% in December 2016 to 20.94% as of June 2017, against the Water Operational Plan target¹⁵ of 25% by 2020, owing mainly to its minimal share from the approved investment during the first half of 2017. Support for sanitation will continue to be a priority as part of portfolio diversification to meet this target.

29. Similarly, approved projects during the reporting period did not include investment in non-networked sanitation and septage management, thus the amount remains at \$79.58 million which already meets and even exceeds the \$75 million target by 2020. The coming on board of the fixed-term sanitation expert to be financed from the Sanitation Trust Fund is expected to

¹⁵ The target was set in 2011 and tracking starts from 2012 approvals onwards

boost ADB's capacity to further develop a more robust pipeline of investments in non-networked sanitation and to also provide expert support to on-going projects that involve pilot testing of innovative septage management solutions.

30. The breakdown of sanitation investments approved to date are provided in Table 8 below.

Table 8: January 2006-June 2017 Approved Sanitation Investments
(in Billion)

| Breakdown | Water Financing Program | WFPF Contribution |
|---|-------------------------|-------------------|
| Centralized Sewer | 4.19 | 1.22 |
| Decentralized Sanitation | 0.31 | 0.05 |
| On-Site Sanitation (including septage management) | 0.17 | 0.08 |
| Total | 4.67 | 1.35 |

Reaching More People on the Ground

31. **WFPF contribution to Water Financing Program targeted beneficiaries further exceeds target.** As reported in the 2016 Annual Report, WFPF has already met and even exceeded the Facility's target of at least 115 million out of 765 million target beneficiaries of the Water Financing Program investments being attributable to WFPF. As of June 2017, the expected (and actual) number of beneficiaries of WFPF-supported projects increased further and already reached 127 million people from 124 million in December 2016 (or 110% of target). The details are provided in Table 9 below.

32. With respect to the overall Water Financing Program target, 4 million people were added during the reporting period, increasing to 385 million the total expected (and actual) to date from 381 million in December 2016, or 50% of target.

Table 9: Achievement on Target Beneficiaries
(in Million)

| Measurement | Water Financing Program | | WFPF Contribution |
|--|-------------------------|--|-------------------|
| | Target (2006-2020) | Expected/Actual from Approvals to date | |
| Number of people with access to safe drinking water supply and improved sanitation | 500 | 255 | 84 |
| Number of people with reduced risk to floods | 170 | 68 | 31 |
| Number of people with improved and efficient irrigation and drainage services | 95 | 62 | 12 |
| Total | 765 | 385 | 127 |

33. The detailed information on the actual number of beneficiaries based on project completion reports (PCRs) is provided in Table 10 below. Approximately 28% of Water Financing Program expected beneficiaries from approved projects has been realized to date, with WFPF contributing 18%. The information on number of women beneficiaries is provided in Appendix1.

Table 10: Actual Beneficiaries Realized to Date
(in Million)

| Measurement | Water Financing Program | | WFPF Contribution | |
|--|--|----------------|--|----------------|
| | Expected/Actual from Approvals to date | Actual to Date | Expected/Actual From Approvals to date | Actual to Date |
| Number of people with access to safe drinking water supply and improved sanitation | 255 | 48.7 | 84 | 0.585 |
| Number of people with reduced risk to floods | 68 | 45 | 31 | 16.000 |
| Number of people with improved and efficient irrigation and drainage services | 60 | 13.5 | 12 | 0.002 |
| Total | 385 | 107.2 | 127 | 16.587 |

34. Table 11 below details the split between the beneficiaries of (i) water supply and sanitation, and (ii) urban and rural water supply and sanitation.

Table 11: Beneficiaries of Water Supply and Sanitation Investment Projects
(in Million)

| Breakdown | Water Financing Program | | WFPF Contribution | |
|-----------------------------------|--|----------------|--|----------------|
| | Expected/Actual from Approvals to date | Actual to Date | Expected/Actual From Approvals to date | Actual to Date |
| Water Supply | 140 | 14.3 | 50 | 0.465 |
| Sanitation | 115 | 34.4 | 34 | 0.120 |
| Total | 255 | 48.7 | 84 | 0.585 |
| Urban Water Supply and Sanitation | 243 | 47.8 | 81 | 0.585 |
| Rural Water Supply and Sanitation | 12 | 0.9 | 3 | 0.000 |
| Total | 255 | 48.7 | 84 | 0.585 |

Helping Advance Work on Policies and Regulation

35. **WFPF helps advance work on sanitation-related policies and regulation¹⁶.** The support being provided by WFPF to create the enabling environment for improved delivery of sanitation services through policies and regulation demonstrated positive results during the reporting period. In Nepal, the Ministry of Water Supply and Sanitation approved and issued a Fecal Sludge Management (FSM) Regulatory Framework in May 2017, making Nepal the first country in South Asia to do so on a country-wide scale. This followed the 2016 approval at the Ministry level of such proposed regulation as highlighted in the 2016 Annual Report. The WFPF

¹⁶ Financed from the WFPF Sanitation Trust Fund

support to the on-going Third Small Towns Water Supply and Sanitation Sector Project¹⁷ has played a catalytic role in this policy reform. This regulatory framework will not only aid in effective planning, management, and regulation of FSM services, but also help improve policy measures to strengthen integrated sustainable sanitation solutions for Nepal.

36. Apart from Nepal, WFPF has also been supporting other countries in South Asia, particularly Bangladesh and India, to prepare and establish their own FSM regulatory frameworks and to implement pilot FSM interventions that can be replicated and scaled up. Bangladesh is also on its way to introducing its own FSM regulatory framework. The Local Government Division under the Ministry of Local Government Rural Development and Cooperatives has completed all preparatory works and consultations.

37. In Indonesia, the support to the preparation of local government regulations on urban wastewater management has been substantially completed. The report is being produced as a guidance document to aid the development and implementation of local government regulations that embed specific principles that include, among others:

- mandatory and scheduled desludging of septic tanks and treatment and disposal
- incentives and penalties for scheduled desludging of septic tanks and connections to the centralized sewer network;
- mandatory requirement to connect to the centralized sewer network, where available;
- design standards and specifications for new septic tanks and new connections to existing sewers;
- effluent standards for discharges into sewers
- financial provisions for sewer use and septic tank desludging; and
- enforcement and penalties for violations

38. In the Philippines, the preparation of sanitation code for the City of Manila is also in progress, although encountering delay due to the need to comply with the required consultation processes before an ordinance can be passed by the City Council.

39. The summary of policy advisory TAs completion reports is provided in Appendix 2.

Sustaining Capacity Development and Knowledge Management Support

40. **Improving delivery of rural water supply and sanitation.** In Kyrgyz Republic, the TA completion report (TCR) for Water Supply and Sanitation Strategy capacity development TA (CDTA)¹⁸ was completed during the reporting period. Cofinanced by WFPF in the amount of \$49,981¹⁹, the TA aimed to establish the institutional arrangements for rural water supply and sanitation (WSS) services through: (i) adoption of rural WSS policy; (ii) design of capacity development program; and (iii) development of framework for infrastructure development and O&M. The envisioned adoption of rural WSS policy by the end of 2013 did not materialize. However, the government adopted in March 2016 the 2016-2026 National Water Supply and Wastewater Management System Development Strategy. Support to capacity development program was limited to the preparation of training plan and definition of roles and responsibilities of WSS institutions. Appendix 3 presents the summary of TCR.

¹⁷ LN3157-NEP: Third Small Towns Water Supply and Sanitation Project


¹⁸ TA8375-KGZ: Water Supply and Sanitation Strategy

¹⁹ Financed from the WFPF Multidonor Trust Fund


Helping Design Better Projects

44. The WFPF progress reports in 2016 (semiannual and annual) provided examples of how the Facility is helping promote good practices in the design of ADB projects by way of guidance notes for ADB project teams. During the reporting period, three more of such guide were prepared as follows:

- **Irrigation Subsector Guidance Note: Building Blocks for Sustainable Investment.** Prepared with expert support from the Australian Water Partnership (AWP), this guidance note is intended for ADB project officers, to assist and strengthen the preparation of projects that will increase food production and security, use water within the resource availability limits, ensure that assets are maintained and remain effective. The aim is to develop a structured approach to the preparation of irrigation investment that enables timely intervention where necessary, with the resulting investments being more robust and sustainable. It provides triggers to prompt project managers to review projects for timely reformulation and strengthening. It is designed to be used at various stages of the ADB project cycle - during negotiations with DMCs, and in the preparation of project proposals for lending and non-lending assistance.



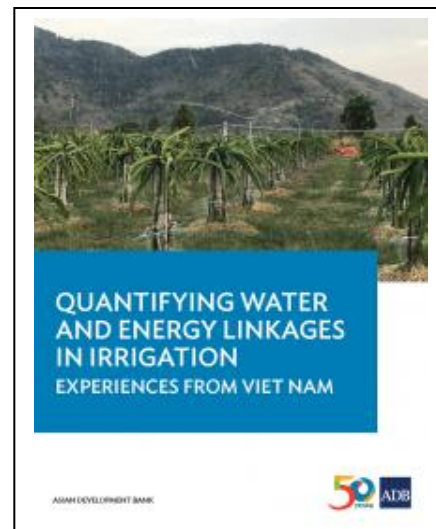
- **A Guide to Sanitation Safety Planning in the Philippines: Step-by-Step Risk Management for Safe Reuse and Disposal of Wastewater, Greywater, and Excreta.** This guide was prepared based on the outcome of the pilot development of sanitation safety plans (SSP) for two service providers in the Philippines which are responsible for operating sanitation systems. The pilot was carried out by ADB in cooperation with the World Health Organization (WHO) and provided inputs to WHO SSP Manual. The guide seeks to simplify the SSP process and encourage other utilities that operate sanitation facilities to undertake SSP and develop their own SSP incremental improvement plans.



This SSP guide complements the Practical Guide for ADB Staff on Water Safety Planning for Urban Utilities produced earlier.

- **Quantifying Water and Energy Linkages in Irrigation: Experiences from Viet Nam.** This publication summarizes the results of the pilot application of the energy use checklist in irrigation to quantify water and energy use in high-efficiency irrigation

systems (HEIS) in drought-affected provinces in Viet Nam. The checklist identifies all sources of energy associated with irrigated farming such as energy used to deliver water on field, used for irrigation technologies, as well as for pesticides, fertilizers, other machinery, and equipment. The application in Viet Nam revealed that direct energy use (electricity and diesel) currently accounts for a small share of total energy consumption and total production costs in the study region. Fertilizer is the main component of total energy expenditures. The application of the checklist and developing a business model for HEIS has been limited to high value crops in Viet Nam like coffee and dragon fruits. Additional pilot testing is required for more conventional cropping patterns like rice (in South Asia) and wheat and cotton (in Central and West Asia), as well as for different types of energy access and usage. This energy checklist seeks to guide ADB project officers and other stakeholders who work on conjunctive use of groundwater, irrigation design, business models and feasibility of introducing HEIS and how to assess the energy use in irrigation systems. This complements the energy screening methodology for urban water management which has been developed but still needs to be pilot tested.



III. PROGRESS FOR 1 JANUARY TO 30 JUNE 2017

A. Progress on Detailed Planned Activities

45. The following major activities were carried out as planned based on the 2017 Annual Work Program:

- **Annual Consultation Meeting.** The 10th Annual Consultation Meeting between ADB and financing partners was held on 30 March 2017. The discussion covered:

- the current structure of the Water Sector Group and how the need for a stronger WSG Secretariat is being addressed.

On 15 June 2017, the appointment of full-time Technical Advisor (TA) for Water was communicated to financing partners. As of this writing, the TA is already on board.

- the required skills-mix to deliver the targets under the Water Financing Program and Water Operational Plan which ADB is looking into as part of the on-going midterm review of the Water Operational Plan particularly in light of the envisioned increase in water portfolio moving forward.
- how ADB is addressing the shortfall in the number of expected beneficiaries under the Water Financing Program in order to meet the target by 2020

- how ADB intends to sustain the good progress made in the sanitation subsector to be able to make a serious dent
- how ADB can broaden the water investments beyond water supply, sanitation and wastewater management which constitutes nearly 60% of lending.
- the urgent need for replenishment of WFPF resources

It was suggested that in scheduling future annual consultation meetings, alternative arrangements be explored such as combining it with other related events, e.g. Annual General Meeting (AGM) to increase the chances of more donors being able to attend. Since the 2018 AGM is taking place in Manila, this option would seem workable but will have to be moved to May instead of March.

- **Deepening the work on water-energy nexus.** Preparations have been initiated during the reporting period for the pilot testing of: (i) the energy screening methodology for urban water management in PRC which will focus on wastewater in conjunction with the newly approved integrated wastewater management project. It is expected to be completed before the end of 2017; and (ii) the energy use checklist in irrigation in Bangladesh and Pakistan which is scheduled to be completed in March 2018.
- **Water Accounting in Pilot Basins.** The work on water accounting continued during the reporting period. Water accounting activities include: (i) implementation of user-friendly and open-access tools to facilitate automated data download and standard computations, (ii) preparation of water accounts for selected historical years for selected river basins, and (iii) training and capacity building for government staff.
- **Water Productivity Measurement.** The work on water productivity also made good during the reporting period. The key activities involved in water productivity include: (i) demonstration of water productivity concept and underlining technology, and setting up baseline scenarios for ADB's irrigation projects at selected study site; and (ii) training towards building up technical capacity to use remote sensing-based water productivity assessment.

The updated completion dates for both water accounting and productivity are provided below.

| Countries | Updated Completion Dates | |
|------------------------|--------------------------|--------------------|
| | Water Accounting | Water Productivity |
| Cambodia | August 2017 | - |
| India – Karnataka | September 2017 | January 2018 |
| India – Madhya Pradesh | September 2017 | October 2017 |
| Indonesia | April 2018 | November 2017 |
| Pakistan | - | March 2018 |
| Sri Lanka | April 2018 | August 2017 |
| Viet Nam | January 2018 | July 2017 |

B. Progress Towards Impact, Outcomes, and Outputs

46. Table 12 below summarizes the WFPF's progress towards impact, outcomes and outputs set out in the Facility's revised DMF.

Table 12: WFPF Progress Towards Impact, Outcomes, and Outputs

| WFPF and WFP Design Summary | Performance Indicators | WFPF Contribution/Achievement |
|--|--|--|
| <p>IMPACT</p> <p>Water Financing Program targeted outcomes achieved</p> | <p>By 2020</p> <p>At least 115 million people are attributable to WFPF as its contribution to the 765 million people to be benefitted by ADB's water investments as follows:</p> <ul style="list-style-type: none"> • 500 million people provided access to improved water supply and sanitation • 170 million people with reduced risk to floods • 95 million people with more efficient and productive irrigation and drainage services | <p>127 million people</p> <p>84 million people</p> <p>31 million people</p> <p>12 million people</p> |
| <p>OUTCOME 1</p> <p>More and better water and sanitation investments</p> | <p>By 2020</p> <p>No less than 75% of PPTAs, TAs attached to loans, and grant component of loans financed by WFPF translate to approved investment projects</p> | <p>77%</p> |
| <p>OUTCOME 2</p> <p>Improved enabling environment for water and sanitation sector interventions</p> | <p>By 2020</p> <p>No less than 75% of completed policy advisory financed by WFPF are rated successful</p> <p>No less than 75% of completed capacity development TAs financed by WFPF are rated successful</p> | <p>100%</p> <p>67%</p> |
| <p>OUTPUT 1: Project Support</p> <p>Fundable investment projects</p> <p>Loans supported with grants</p> <p>Other project development and implementation support</p> <p>Value addition</p> | <p>By 2020</p> <p>At least 45 PPTAs are supported by WFPF</p> <p>At least 20 loans are provided WFPF grant support</p> <p>At least 100 direct charges and other TAs support project preparation and implementation</p> <p>At least 20% of WFPF resources are allocated to sanitation-related projects and activities</p> <p>No less than 80% of WFPF-supported investment projects are categorized as "gender-sensitive"</p> | <p>54</p> <p>26</p> <p>76</p> <p>27%</p> <p>76%</p> |

| WFPF and WFP Design Summary | Performance Indicators | WFPF Contribution/Achievement |
|---|---|---|
| | <p>No less than 70% of WFPF-supported investment projects are benefiting lagging areas</p> <p>Increased focus on sustainable sanitation (including non-sewered sanitation and septage management) and wastewater management, including river clean-up (at least 30 projects)</p> <p>Increased investment in non-networked sanitation and septage management (cumulative total is no less than \$75 million)</p> <p>Climate change adaptation, including flood and drought and other water-related disaster risk management measures (at least 30 projects)</p> <p>Environmental protection and preservation (at least 30 projects)</p> <p>Greater involvement of civil society (at least 15 projects)</p> <p>Water use efficiency in urban water supply, or agriculture, or industry (at least 30 projects)</p> <p>Mainstreaming and embedding of IWRM (at least 30 projects)</p> <p>Enhanced participation of private sector (at least 30 projects)</p> <p>Adoption of corporate principles and business practices in utility operation, irrigation service provision, and river basin management (at least 30 projects)</p> <p>Innovations through pilot and demonstration activities or PDAs (at least 50)</p> | <p>68%</p> <p>71</p> <p>\$75.44 million</p> <p>44</p> <p>34</p> <p>22</p> <p>27</p> <p>31</p> <p>23</p> <p>27</p> <p>51</p> |
| OUTPUT 2: Policy and Institutional Reforms | By 2020 | |
| Nonlending assistance addressing reforms in policy, legislation, regulation, and institutional arrangements | At least 30 TAs and direct charges advancing reform measures to improve the governance of water as a resource that must be managed sustainably and as a service that must be delivered efficiently | 32 |
| Policy dialogues | Dialogues conducted in at least 10 countries to support formulation and/or updating of water and sanitation agenda and priorities | 16 |

| WFPF and WFP Design Summary | Performance Indicators | WFPF Contribution/Achievement |
|--|---|------------------------------------|
| Output 3 Capacity and Knowledge Development | By 2020 | |
| Capacity building support to key sector agencies and organizations | At least 30 TAs, direct charges, and other funding support targeted at capacity building interventions for: water utilities/operators; river basin organizations; regulatory bodies; water sector agencies (including executing and implementing agencies); and other key sector organizations | 27 |
| Support to knowledge development, dissemination, and networking | At least 30 TAs, direct charges, and other funding support that facilitate: <ul style="list-style-type: none"> • development of knowledge products, including commissioning of major research and analytical work for updated and improved sector knowledge base • knowledge sharing and exchange for continuing dissemination of knowledge and information, particularly good practices and innovations; and • knowledge partnerships, including support to south-south cooperation and collaboration with knowledge hubs and centers of excellence | 37 |
| Output 4 Facility Management and Administration | | |
| Streamlined process for funding approval | Applications for TAs and Grant Component of Loans approved within 5 weeks | Less than 15 working days |
| | Applications for direct charges approved within 7 working days | Less than 7 working days |
| Allocations to project support and program quality tracked | Split between project support and program quality well within the intended ratio of 70%-30% | 71%-29% |
| Details on investment projects tracked | Split between water supply and sanitation | See Table 7 |
| | Split between urban and rural water supply and sanitation | See Table 7 |
| | Breakdown of sanitation investments: centralized, decentralized, on-site | See Table 8 |
| | Number of women beneficiaries | See Appendix 1 |
| Timely submission of reporting requirements | Annual Report and Annual Work Program, submitted to financing partners on or before 10 th of February and Semiannual Progress Report submitted on or before 10 th of August | Submitted based on agreed deadline |

IV. FINANCIAL STATUS

47. **Status of Fund Utilization.** The status of fund utilization²¹ against total resources available²² is summarized in Tables 13 and 14 below. The resources do not include yet the additional contributions from the Netherlands and the Gates Foundation, pending signing of amendment to agreement.

48. Table 13 is based on WFPF Secretariat tabulation of all approved allocations at the Facility level, including for service fees. All approvals at this level are referred to as “allocated”.

49. Table 14 is based on the Status of Grant reports²³ by Controllers Department and only includes projects and TAs already approved by ADB management, including for service fees. At this level, all approvals are referred to as “committed”.

Table 13: Fund Utilization based on WFPF Secretariat Tabulation (Allocation)
(in Million)

| Trust Fund | Resources Available for Allocation to Projects | | | Allocated | | | Balance Available for New Allocation |
|--------------------|--|-----------------------------|----------------|---------------|--------------------------|---------------|--------------------------------------|
| | Amount Committed by Partners | Interests and Other Incomes | Total | Projects | Service Fees and Charges | Total | |
| Multidonor | 52.049 | 0.748 | 52.797 | 48.717 | 2.170 | 50.887 | 1.910 |
| Australia | 24.209 | | | | | | |
| Austria | 8.468 | | | | | | |
| Norway | 4.669 | | | | | | |
| Spain | 9.500 | | | | | | |
| Switzerland | 5.203 | | | | | | |
| Netherlands | 34.753 | 0.208 | 34.961 | 32.147 | 1.373 | 33.520 | 1.441 |
| Sanitation | 15.000 | 0.064 | 15.064 | 11.074 | 0.532 | 11.606 | 3.458 |
| Total | 101.802 | 1.020 | 102.822 | 91.938 | 4.075 | 96.013 | 6.809 |

Table 14: Fund Utilization Based on Status of Grant (Commitment)
(in Million)

| Trust Fund | Resources Available for Allocation to Projects | | | Committed | | | Balance Available for New Commitment |
|--------------------|--|-----------------------------|----------------|---------------|--------------------------|---------------|--------------------------------------|
| | Amount Committed by Partners | Interests and Other Incomes | Total | Projects | Service Fees and Charges | Total | |
| Multidonor | 52.049 | 0.748 | 52.797 | 48.647 | 2.166 | 50.813 | 1.984 |
| Australia | 24.209 | | | | | | |
| Austria | 8.468 | | | | | | |
| Norway | 4.669 | | | | | | |
| Spain | 9.500 | | | | | | |
| Switzerland | 5.203 | | | | | | |
| Netherlands | 34.753 | 0.208 | 34.961 | 32.147 | 1.373 | 33.520 | 1.441 |
| Sanitation | 15.00 | 0.064 | 15.064 | 11.074 | 0.532 | 11.606 | 3.458 |
| Total | 101.802 | 1.020 | 102.822 | 91.868 | 4.071 | 95.939 | 6.883 |

²¹ Including service fees and other charges

²² including interest earnings and other incomes, but excluding earmarked amount for engagement of water expert from the Spanish contribution

²³ Copies of unaudited Status of Grant reports per trust fund are provided in Appendix 5

50. **Allocations, Commitments, and Disbursements.** The overall Facility disbursement stands at 76%, from 72% increase from December 2016 level, as shown in Table 15 below.

Table 15: Status of Fund Disbursement
(in \$ Million)

| Trust Fund | Resources Available | Allocated | Committed | Disbursed ^a | % Disbursed | |
|--------------|---------------------|---------------|---------------|------------------------|-------------------|-------------------|
| | | | | | Against Allocated | Against Committed |
| Multi-Donor | 52.797 | 50.887 | 50.813 | 45.730 | 90% | 90% |
| Netherlands | 34.961 | 33.520 | 33.520 | 25.372 | 76% | 76% |
| Sanitation | 15.064 | 11.606 | 11.606 | 1.911 | 16% | 16% |
| Total | 102.822 | 96.013 | 95.939 | 73.013 | 76% | 76% |

^a Inclusive of service fees, audit fees, and other financial expense-bank charges

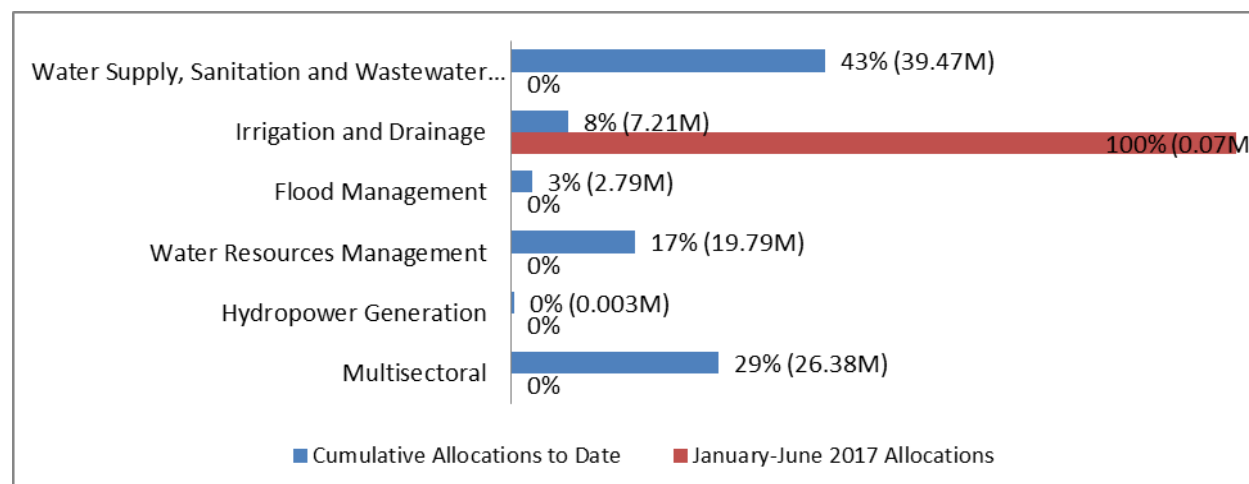
51. **Resource Allocation Ratio.** WFPF has remained well within the targeted allocation ratio of about 70%-30% between project support and program quality, at 71%-29% as of 30 June 2017 based on cumulative allocations. The ratio during the reporting period is 100%-0% with only one approved allocation for direct project support. Table 17 below provides the details.

Table 17: Use of Funds Based on Target Allocation Ratio
(in \$ million)

| Use of Funds | Target Ratio | Allocations and Actual Ratio | | | |
|-----------------|--------------|------------------------------|--------------|--|--------------|
| | | Jan-June 2017 Allocations | Actual Ratio | Cumulative Allocations as of June 2017 | Actual Ratio |
| Project Support | 70% | \$0.070 | 100% | \$65.495 | 71% |
| Program Quality | 30% | \$0.000 | 0% | \$26.442 | 29% |
| Total | 100% | \$0.070 | 100% | \$91.937 | 100% |

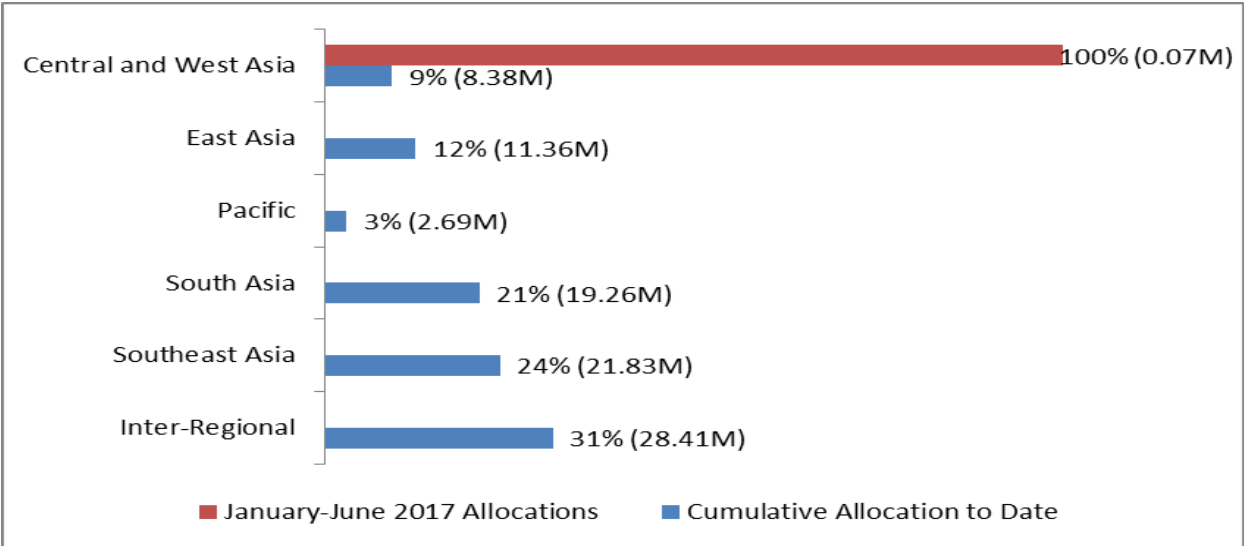
52. **Distribution of Resources by Sub-Sector.** Figure 1 below shows the distribution almost the same as in December 2016. Worth noting though is the share of water supply, sanitation and wastewater management now reduced to less than half of approved allocations.

Figure 1: Sub-Sectoral Distribution of Approved Allocations



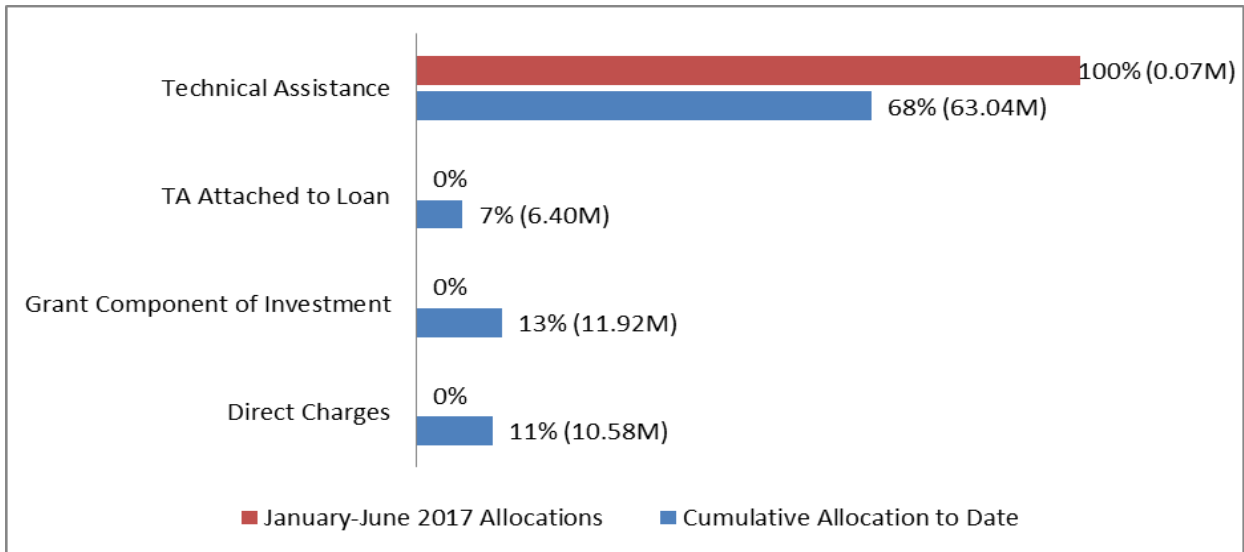
53. **Distribution of Resources by Region.** The regional distribution also remains the same as was reported in December 2016, except for a 1% decrease in East Asia, owing to the financial closing of one TA which freed up substantial savings. Allocation during the reporting period was limited to one approval for Central and West Asia Region. Figure 2 below provides the details.

Figure 2: Regional Distribution of Approved Allocations



54. **Use of Funds by Modality.** Figure 3 below shows the distribution by modality which has also not changed from December 2016, except for a 1% decrease in the share of direct charge. TA received all the share from the lone approval during the report period and cumulatively has retained the highest share from all approved allocations.

Figure 3: Use of Funds by Modality



V. PLANNED ACTIVITIES FOR 1 JULY TO 31 DECEMBER 2017

55. **Processing of second semester applications.** In addition to the four applications being evaluated as referred to in para 10 above, additional project ideas are under discussion with Project Officers which include the use of high level technology for irrigation asset management in Indonesia. Whereas the approval during the first half of the year was limited to one, the second half expects to see more approvals.

56. Moving forward, WFPF will also continue to look for applications that help catalyze innovations in water projects, specifically in promoting high level technologies. This is in keeping with the ADB objective of maximizing impact of development projects by supporting the spread of progressively more sophisticated levels of technology. ADB is of the view that high-level technology can improve operational efficiency and enhance sustainability, and when applied appropriately can promote long-term financial performance. ADB also sees the role of frontier technologies in adequately addressing climate change adaptation and mitigation, as well as resilience to disaster risks.

57. **Revision to DMF.** In view of the additional contribution from the Netherlands having specific focus on the water-food security nexus, the Facility's DMF will need revision to incorporate additional indicators. The proposed revision will be presented to the financing partners for concurrence as soon as the amendment to the agreement with the Netherlands is signed.

58. **Strengthening of the Water Sector Group Secretariat.** In addition to the full-time Technical Advisor for Water, a principal water resources management specialist is also scheduled to be on board in September 2017, while the Flood Management Expert and Dams Optimization Expert are expected by October and November, respectively. Furthermore, the engagement of the water and sanitation experts from the additional contribution from the Netherlands and the Gates Foundation, respectively, will commence as soon as the amendments to channel financing agreements are signed.

59. **Remaining activities in 2017.** The overview of activities during the second half of the year is summarized below.

- **4th Meeting of the High Level Water Advisory Group.** The high level Water Advisory Group (WAG) will have its 4th meeting on 22 September 2017 in Gyeongju, Korea, as a side meeting during the Asia International Water Week (20-23 September 2017). As in previous meetings, a specific topic will be discussed which in this case will be on "high level technologies".
- **Knowledge product development.** The Water Sector Group, in collaboration with relevant thematic groups²⁴, is embarking on a major initiative on flood management specifically focusing on strengthening climate change adaptation and disaster risk resilience. This initiative seeks to guide the design of future ADB flood management interventions by way of innovative solutions from international best practices. This initiative also demonstrates the cross-sector and thematic collaboration that the Water Sector Group is promoting in ADB water projects.

²⁴ Climate Change and Disaster Risk Management; and Environment Thematic Groups

Within the second half of the year, another knowledge product showcasing some results of the utilities twinning partnerships under the Water Operators Partnerships (WOPs) Program is scheduled to be completed.

- **Water Learning Weeks.** The 6th Asia-Netherlands Water Learning Week is scheduled on 1-7 October 2017 while the 2nd ADB-Australia Water Learning Week²⁵ is slated for 3-8 December 2017.
- **Major Water Events.** ADB will be playing an active role in the following major events taking place within the second half of 2017:
 - Eye on Asia Day at Stockholm World Water Week (27 August-1 September 2017)
 - International River Symposium (10–20 September 2017)
 - Asia International Water Week (20–23 September 2017)
 - 3rd Asia-Pacific Water Summit (11–12 December 2017)

²⁵ Supported by the Australian Water Partnership

**SUMMARY REPORT ON WOMEN BENEFICIARIES
(Based on Project Completion Reports or PCRs)**

| 2016 PCRs | | |
|------------------|--|--|
| Country | Project Number and Title | Women Beneficiaries |
| Uzbekistan | LN2466: Surkhandarya Water Supply and Sanitation Project | 1,145 people were trained on hygiene promotion in schools of which 879 were women |
| | | Average of 32% women participation in training activities and study tours to places with good practice examples |
| | | 50% of participants in consultative workshops are women leaders |
| | | 68% of 153 members of consumer and project support groups in all subproject areas were women |
| | | More than 50% of women in public meetings. 40% of suggestions on the project area are made by women |
| | | 68% of members of hygiene promotion teams were women |
| | | Booklets covering 4 themes and posters covering 5 themes, methodical aids, program of trainings in local languages more accessible to homebound women were produced |
| | | 181 teachers area trained in pilot schools and they trained pupils by gender in established sanitation and hygiene corners. 129 (71.3%) of trained teachers were women |
| | | 632 (80%) of 791 persons trained in each of 48 makhallas were women |
| | | 30% of participants to training activities for consumer representative groups, in households and teachers were women |
| | | 30% of women were represented and participated in developing customer contracts between vodokanal and the public |
| | | 30%-53% women representation and participation in performance monitoring reporting and workshops |
| PRC | LN2244: Hunan Flood Management Sector Project | Ethnic minority women played important roles in household production in the project areas that involved both cultivation and non-farm work. Women paid more interest to this project than men. They played an active role during the resettlement activities, including negotiations. About 50% of those who attended relocation-related discussions |

| | | |
|-----------------|---|--|
| | | <p>were women. Their suggestions, and demands on solving problems related to economic rehabilitation, the demolition of old houses, and moving and building of new houses were fully attended to by the government to ensure a fair distribution of the project benefits to women.</p> <p>The city and local county governments conducted skills training for poor rural women once or twice a year during subproject implementation.</p> <p>Local women's federations provided microcredit services to rural ethnic minority women for income generating activities. For example, 1,520 of these women received microloans in 38 townships of Sangzhi County.</p> |
| 2015 PCR | | |
| Lao PDR | Grants 0016/0205: Northern and Central Regions Water Supply and Sanitation Sector Project | <p>In phases 1 &2, of the 630 female-headed households in subproject towns, 557 (88%) were connected to the water supply system</p> <p>In phase 3, of the 233 female-headed households in subproject towns, 228 (98%) were connected to the water supply system</p> <p>All 11 gender-related performance indicators in the gender action plan (GAP) were achieved or exceeded. The project overachieved the target of 30% of new jobs generated in the community, as 42% (438 out of 1,041) were reserved for qualified women.</p> <p>There was a high level of women's participation in the project activities, as 9,532 women (44% of 21,664 participants) participated in village environmental improvement (VEI) consultation workshops, and other assessments, surveys, and workshops; 4 women (20% of 20) served in the Water Supply Regulatory Committee; 2 National Committee for Advancement of Women (NCAW-Lao) staff served on the national steering committee; and 19 out of 173 staff members for the project implementation team were Lao Women's Union members.</p> |

COMPLETED TCRs FOR POLICY ADVISORY TAs

| No. | Country | Title | Rating |
|------------|----------------|--|-------------------|
| 1 | Indonesia | TA8432: Improving Water Planning, Management and Development | Successful |
| 2 | PRC | TA7127: River Basin Water Resources Allocation and Management Policy | Successful |
| 3 | PRC | TA7049: Implementing the National Flood Management Strategy. | Highly successful |
| 4 | PRC | TA7083: Urban Wastewater Reuse and Sludge. Utilization Policy Study | Successful |
| 5 | PRC | TA7261: Strategy for Drought Management | Highly successful |
| 6 | PRC | TA4813: Strengthening Flood Management Sustainability in Hunan Province (attached to the loan for Hunan Flood Management Sector Project) | Successful |
| 7 | PRC | TA7658: Effective Reservoir Utilization for Integrated Water Resources Management (Attached to the loan for Risk Mitigation and Strengthening of Endangered Reservoirs in Shandong Province Project) | Successful |
| 8 | PRC | TA7219: Enabling the Protection of Jiazhou Bay Water Quality and Wetlands Ecosystem (Attached to the loan for Qingdao Water Resources and Wetland Protection Project) | Successful |
| 9 | PRC | TA7217: Preparing National Guidelines for Eco-Compensation in River Basins and a Framework for Soil Pollution Management | Successful |
| 10 | PRC | TA4813: Strengthening Flood Management Sustainability in Hunan Province (Attached to Loan for Hunan Flood Management Sector Project) | Successful |
| 11 | PRC | TA8421: Eco-Compensation Mechanism and Policy Framework Study for the Xiangjiang River Watershed of the Chang–Zhu–Tan City Cluster | Successful |
| 12 | PRC | TA8445: Policy and Management System Development for Rural Environmental Protection. | Successful |
| 13 | Viet Nam | TA4689: Developing Benefits Sharing Mechanisms for People Adversely Affected by Hydropower Generation Projects | Successful |

**SUMMARY RESULT OF COMPLETED CAPACITY DEVELOPMENT TA
January-June 2017 Completed TCR**

| No. | Country | Title and Summary of Results | Rating |
|-----|-----------------|---|----------------------|
| 1 | Kyrgyz Republic | <p>TA8375: Water Supply and Sanitation Strategy. The TA was designed to support the government in undertaking its intended reforms in the rural water supply and sanitation (WSS) subsector that included (i) preparation of a rural WSS strategy, (ii) implementation of a rural WSS policy, (iii) establishment of strong and competent sector institutions, and (iv) development of a framework for infrastructure development and system maintenance.</p> <p>The TA's expected impact was delivery of improved rural WSS services while the outcome was the establishment of institutional arrangements for rural WSS services through the following outputs: (i) adoption of the rural WSS policy; (ii) design of the capacity development program; and (iii) development of the framework for infrastructure development and system maintenance.</p> <p>Out of the three outputs, one was successfully achieved, while the other two outputs were only partially achieved. While the scope of work was carried out, the fundamental changes in the way that the government manages the sector were not achieved under the CDTA. However, the close coordination between ADB and the government on the implementation of the CDTA from 2015-2016 and the various consultation activities (including daily meetings, three regional roundtables, donor roundtable discussion, and the final tripartite meeting), ADB has been successful to re-engage the government in the discussion of concrete reforms in the sector. The CDTA outputs, alongside the World Bank's activities in the sector, are gradually establishing a more permanent institutional arrangement for rural WSS services.</p> <p>The TA is rated less than successful because it only partially delivered on the outputs, even though it contributed towards achieving the overall outcome.</p> | Less than Successful |

COMPLETED TCRs FOR CAPACITY DEVELOPMENT TAs

| No. | Region/ Country | Title and Summary of Results | Rating |
|------------|----------------------------|---|----------------------|
| 1 | Central Asia | TA6486: Improved Management of Water Resources in Central Asia | Less than successful |
| 2 | India | TA7713: Project Management Capacity Building for Water Resources Sector Executing Agencies, India | Successful |
| 3 | Kyrgyz Republic | TA8375: Water Supply and Sanitation Strategy | Less than successful |
| 4 | Philippines | TA8135: Design of a Pilot Project to Improve Environmental Conditions of Estero de Paco | Successful |
| 5 | PRC | TA8185: Pilot Implementation of Drought Management Strategy | Highly Successful |
| 6 | Sri Lanka | TA7320: Supporting Capacity Development for Wastewater Management Services in Colombo | Successful |
| 7 | Sri Lanka | TA8206: Capacity Development for Non-Revenue Water Reduction | Successful |
| 8 | Timor Leste | TA8064: Second District Capitals Water Supply Project | Successful |
| 9 | Viet Nam | TA7629: Capacity Building for River Basin Water Resources Planning | Partly successful |

ASIAN DEVELOPMENT BANK
ADMINISTRATOR FOR
WATER FINANCING PARTNERSHIP FACILITY TRUST FUND
CHANNEL FINANCING AGREEMENT

STATUS OF GRANT
As of 30 June 2017
(Expressed in US Dollars)

| | | |
|--|------------------------------|----------------------------|
| TOTAL CONTRIBUTION COMMITTED | | 52,683,515.74 |
| Gain (loss) arising from change in value of currency | | <u>(634,568.02)</u> |
| Amount received: | | |
| Government of Australia (AUD25,000,000) | 24,209,500.00 | |
| Government of Austria (USD5,000,000) | 5,000,000.00 | |
| Government of Austria (EUR2,600,000) | 3,467,709.28 | |
| Government of Norway (NOK30,000,000) | 4,669,104.35 | |
| Government of Spain (USD9,500,000) | 9,500,000.00 | |
| Government of Switzerland (CHF4,800,000) | <u>5,202,634.09</u> | |
| NET CONTRIBUTION RECEIVED | | 52,048,947.72 |
| Interest income - cash in bank | 86,112.35 | |
| Interest income - investments | 657,768.99 | |
| Gain (loss) on foreign exchange transactions | <u>4,886.45</u> | <u>748,767.79</u> |
| TOTAL AMOUNT AVAILABLE | | 52,797,715.51 |
| Amounts utilized for: | | |
| Project expenditures (Statement 2) | | |
| Grant component of investment (GCI) | (2,850,104.93) | |
| Technical assistance linked to loan (TALL) | (4,295,250.78) | |
| Technical assistance (TA) | (30,181,991.00) | |
| Direct charges | (6,465,583.80) | |
| ADB service fees | (1,786,317.50) ^{b/} | |
| Audit fees | (129,376.00) | |
| Financial expenses | <u>(21,025.28)</u> | <u>(45,729,649.29)</u> |
| UNUTILIZED BALANCE | | 7,068,066.22 ^{a/} |
| Outstanding commitments | (4,592,342.29) | |
| Reserve for ADB service fees | (229,617.11) ^{b/} | |
| Undisbursed direct charges | <u>(261,708.90)</u> | <u>(5,083,668.30)</u> |
| UNCOMMITTED BALANCE | | <u><u>1,984,397.92</u></u> |

^{a/} Represented by:

| | | |
|-----------------------------|--|----------------------------|
| Cash in bank | | 3,405,254.00 |
| Investment | | 3,657,263.85 |
| Advances | | 55,106.92 |
| Interfund receivable | | 42.96 |
| Interfund payable | | (43,650.51) |
| Accounts payable - Internal | | <u>(5,951.00)</u> |
| | | <u><u>7,068,066.22</u></u> |

^{b/} Represents 5% and 2% of TA and Grant project expenditures/outstanding commitments.

For Grants under Contributions committed starting 6 November 2009, ADB service fees will be 5% for grants up to \$5 million, or 2% with a minimum of \$250,000 (whichever is greater) for grants above \$5 million.

ASIAN DEVELOPMENT BANK
Statement of TA/Grant Expenditures and Direct Charges
Water Financing Partnership Facility
As of 30 June 2017
(Expressed in US Dollars)

| TA/Grant/DC Title | TA/Grant/DC No./Type | Date of Approval | TA/Grant Direct Charge Amount ^{1/} | Project Expenditures/Direct Charges ^{2/} | | | Outstanding Commitments | Expected TA/Grant Completion Date | Completed TAs/Grants/DCs | | |
|--|----------------------|------------------|---|---|---------------------------|-----------------------------|-------------------------|-----------------------------------|---------------------------|---------------------------------|---------------------------|
| | | | | Amount Received | Cumulative up to 31/12/16 | Transactions 01/01-30/06/17 | | | Cumulative up to 30/06/17 | Unutilized Commitment (Savings) | Financial Completion Date |
| | | | (A) | (B) | (C) | (D) | (E) = (C) + (D) | (F) = (A) - (E) | (G) | (H) = (A) - (E) | (I) |
| APPROVED and EFFECTIVE PROJECTS | | | | | | | | | | | |
| Grant Component of Investment (GCI): | | | | | | | | | | | |
| China, People's Republic of | | | | | | | | | | | |
| Liaoning Small Cities and Towns Development Demonstration Sector Project | 0159 | 18-Sep-09 | 250,000.00 | | 223,924.98 | - | 223,924.98 | | | 26,075.02 | 23-Apr-14 |
| Hebei Small Cities and Towns Development Demonstration Project | 0171 | 6-Nov-09 | 250,000.00 | | 250,000.00 | - | 250,000.00 | | | 0.00 | 31-Oct-13 |
| Climate Change Adaptation through Groundwater Management | 0188 | 16-Dec-09 | 500,000.00 | | 499,980.04 | - | 499,980.04 | | | 19.96 | 10-Mar-14 |
| Shanxi Small Cities and Towns Development Demonstration Sector Project | 0190 | 18-Dec-09 | 250,000.00 | | 194,533.22 | - | 194,533.22 | | | 55,466.78 | 02-May-14 |
| Kiribati | | | | | | | | | | | |
| South Tarawa Sanitation Improvement Sector - Additional Financing | 0387 | 14-May-14 | 610,000.00 | | 94,160.00 | 87,617.20 | 181,777.20 | 428,222.80 | 30-Jun-19 | | |
| Vietnam | | | | | | | | | | | |
| Thanh Hoa City Comprehensive Socioeconomic Development Project | 0147 | 5-Mar-09 | 1,200,000.00 | | - | - | - | | | 1,200,000.00 | 06-Sep-12 |
| Uzbekistan | | | | | | | | | | | |
| Surkhandarya Water Supply and Sanitation Project | 0131 | 3-Nov-08 | 1,500,000.00 | | 1,499,889.49 | - | 1,499,889.49 | | | 110.51 | 28-Feb-15 |
| Sub Total | | | 4,560,000.00 | | 2,762,487.73 | 87,617.20 | 2,850,104.93 | 428,222.80 | | 1,281,672.27 | |

Technical Assistance Linked to Loan (TALL):

China, People's Republic of

| | | | | | | | | | | | |
|---|---------|-----------|------------|--|------------|---|------------|--|--|----------|-----------|
| Enabling the Protection of Jiaozhou Bay Water Quality and Wetland Ecosystem | 7219/AO | 17-Dec-08 | 400,000.00 | | 400,000.00 | - | 400,000.00 | | | - | 21-Dec-12 |
| Effective Reservoir Utilization for Integrated Water Resources Management | 7658/PA | 19-Nov-10 | 200,000.00 | | 198,599.75 | - | 198,599.75 | | | 1,400.25 | 18-Jun-13 |
| Strengthening Participatory Irrigation Management and Project Management Capacity in Qinghai Province | 7731/CD | 16-Dec-10 | 200,000.00 | | 199,969.47 | - | 199,969.47 | | | 30.53 | 22-Aug-14 |

ASIAN DEVELOPMENT BANK
Statement of TA/Grant Expenditures and Direct Charges
Water Financing Partnership Facility
As of 30 June 2017
(Expressed in US Dollars)

| TA/Grant/DC Title | TA/Grant/DC No./Type | Date of Approval ^{4/} | TA/Grant Direct Charge Amount ^{1/} | Project Expenditures/Direct Charges ^{2/} | | | Outstanding Commitments | Expected TA/Grant Completion Date | Completed TAs/Grants/DCs | |
|--|----------------------|--------------------------------|---|---|-----------------------------|---------------------------|-------------------------|-----------------------------------|---------------------------------|---------------------------|
| | | | | Cumulative up to 31/12/16 | Transactions 01/01-30/06/17 | Cumulative up to 30/06/17 | | | Unutilized Commitment (Savings) | Financial Completion Date |
| Management and Protection of Wetlands in Weinan City in Shaanxi Province | 8293/CD | 17-Dec-12 | 350,000.00 | 230,514.83 | - | 230,514.83 | | | 119,485.17 | 24-Feb-16 |
| Restoration of Wetlands in Dalai Lake Nature Reserve of Inner Mongolia | 8479/CD | 08-Oct-13 | 500,000.00 | 429,549.40 | - | 429,549.40 | | | 70,450.60 | 22-Dec-16 |
| Wastewater Treatment and Reuse Program | 8457/CD | 20-Sep-13 | 250,000.00 | 226,823.53 | - | 226,823.53 | 23,176.47 | 31-Dec-16 | | |
| Strengthening Urban Flood Management in Huainan Municipality | 8491/PA | 25-Oct-13 | 500,000.00 | 130,930.00 | 10,080.25 | 141,010.25 | | | 358,989.75 | 30-Jun-17 |
| India | | | | | | | | | | |
| Institutional Development of Integrated Water Resources Management in ORISSA | 7131/AO | 18-Sep-08 | 250,000.00 | 222,449.00 | - | 222,449.00 | | | 27,551.00 | 26-Mar-11 |
| Indonesia | | | | | | | | | | |
| Institutional Strengthening for Integrated Water Resources Management in 6 CIS River Basin Territory | 7189/AO | 04-Dec-08 | 2,000,000.00 | 2,000,000.00 | - | 2,000,000.00 | | | - | 22-Jul-16 |
| Nepal | | | | | | | | | | |
| Institutional and Legal Support for Improved Water Management Systems in Nepal and Formation of the Bagmati River Basin Organization | 8500/PA | 31-Oct-13 | 500,000.00 | 157,305.49 | 72,422.56 | 229,728.05 | 270,271.95 | 31-Jul-19 | | |
| Philippines | | | | | | | | | | |
| Water District Development Sector Project | 9103/CD | 22-Apr-16 | 500,000.00 | - | 16,606.50 | 16,606.50 | 483,393.50 | 21-Sep-18 | | |
| Sub Total | | | 5,650,000.00 | 4,196,141.47 | 99,109.31 | 4,295,250.78 | 776,841.92 | | 577,907.30 | |
| Technical Assistance (TA): | | | | | | | | | | |
| Bangladesh | | | | | | | | | | |
| Second Chittagong Hill Tracts Rural Development Project (CHTRDP II) | 7432/PP | 7-Dec-09 | 265,000.00 | 228,624.69 | - | 228,624.69 | | | 36,375.31 | 31-Dec-11 |
| Preparing the Khilket Water Treatment Plant Project | 8053/PP | 21-Feb-12 | 500,000.00 | 500,000.00 | - | 500,000.00 | | | - | 28-Sep-16 |
| Third Urban Governance and Infrastructure Improvement Sector | 8339/PP | 15-Mar-13 | 450,000.00 | 450,000.00 | - | 450,000.00 | | | - | 31-Aug-16 |
| Bhutan | | | | | | | | | | |
| Adapting to Climate Change through Integrated Water Resources Management | 8623/CD | 28-Feb-14 | 250,000.00 | 156,180.77 | - | 156,180.77 | | | 93,819.23 | 30-Sep-16 |

ASIAN DEVELOPMENT BANK
Statement of TA/Grant Expenditures and Direct Charges
Water Financing Partnership Facility
As of 30 June 2017
(Expressed in US Dollars)

| TA/Grant/DC Title | TA/Grant/ DC No./ Type | Date of Approval ^{4/} | TA/Grant Direct Charge Amount ^{1/} | Project Expenditures/Direct Charges ^{2/} | | | Outstanding Commitments | Expected TA/Grant Completion Date | Completed TAs/Grants/DCs | |
|---|------------------------------|-----------------------------------|---|---|--------------------------------|---------------------------------|----------------------------|--|---------------------------------------|---------------------------------|
| | | | | Cumulative up to 31/12/16 | Transactions 01/01-30/06/17 | Cumulative up to 30/06/17 | | | Unutilized Commitment (Savings) | Financial Completion Date |
| China, People's Republic of | | | | | | | | | | |
| Urban Wastewater Reuse and Sludge Utilization Policy Study | 7083/AO | 26-May-08 | 300,000.00 | 300,000.00 | - | 300,000.00 | | | - | 21-Dec-11 |
| River Basin Water Resources Allocation and Management Policy | 7127/AO | 2-Sep-08 | 250,000.00 | 250,000.00 | - | 250,000.00 | | | - | 31-Mar-11 |
| Preparing National Guidelines for Eco-Compensation in River Basins and a Framework for Soil Pollution Management | 7217/AO | 8-Dec-08 | 400,000.00 | 400,000.00 | - | 400,000.00 | | | - | 17-Sep-13 |
| Strategy for Drought Management | 7261/PA | 26-Mar-09 | 230,000.00 | 230,000.00 | - | 230,000.00 | | | - | 12-Dec-11 |
| Jilin Urban Services Improvement Project | 8172/PP | 13-Sep-12 | 150,000.00 | 150,000.00 | - | 150,000.00 | | | - | 31-Jul-14 |
| Pilot Implementation of the Drought Management Strategy | 8185/CD | 08-Oct-12 | 200,000.00 | 200,000.00 | - | 200,000.00 | | | - | 29-Dec-14 |
| Jiangxi Zhelin Lake Water Resources Integrated Utilization | 8201/PP | 29-Oct-12 | 290,000.00 | 290,000.00 | - | 290,000.00 | | | - | 16-Dec-15 |
| Biodiversity Strategy and Action Plan for Yunnan Province | 8269/PA | 10-Dec-12 | 200,000.00 | 200,000.00 | - | 200,000.00 | | | - | 19-Mar-15 |
| Xinjiang Akesu Integrated Urban Development and Environment Improvement Project | 8303/PP | 18-Dec-12 | 250,000.00 | 250,000.00 | - | 250,000.00 | | | - | 29-Dec-15 |
| Gansu Baiyin Urban Development II (Supplementary) | 8381/PP | 17-Jun-13 | 120,000.00 | 120,000.00 | - | 120,000.00 | | | - | 25-Sep-15 |
| Gansu Featured Agriculture and Financial Services System Development Project | 8417/PP | 05-Aug-13 | 180,000.00 | 141,294.07 | - | 141,294.07 | | | 38,705.93 | 07-Dec-15 |
| Eco-Compensation Mechanism and Policy Framework Study for the Xiangjiang River | 8421/PA | 05-Aug-13 | 225,000.00 | 223,066.00 | - | 223,066.00 | | | 1,934.00 | 22-Dec-15 |
| Shandong Groundwater Allocation and Protection | 8423/PP | 09-Aug-13 | 250,000.00 | 169,928.42 | - | 169,928.42 | | | 80,071.58 | 24-Nov-15 |
| Hubei Enshi Qing River Upstream Environment Rehabilitation | 8424/PP | 09-Aug-13 | 200,000.00 | 200,000.00 | - | 200,000.00 | | | - | 31-Mar-15 |
| Policy and Management System Development for Rural Environmental Protection | 8445/PA | 11-Sep-13 | 100,000.00 | 100,000.00 | - | 100,000.00 | | | - | 22-Dec-15 |
| Jiangxi Pingxiang Integrated Rural-Urban Infrastructure Development | 8451/PP | 18-Sep-13 | 240,000.00 | 224,740.64 | - | 224,740.64 | | | 15,259.36 | 11-Mar-16 |
| Strengthening Capacity for Wetland Protection for Sanjiang Plain | 8541/CD | 5-Dec-13 | 300,000.00 | 300,000.00 | - | 300,000.00 | | | - | 31-Dec-16 |
| Establishing a Regional Knowledge Hub on Green Growth and Eco-Compensation | 8554/CD | 12-Dec-13 | 300,000.00 | 300,000.00 | - | 300,000.00 | | | - | 09-Mar-16 |
| Hunan Dongjiang Lake Environmental Protection and Integrated Utilization | 8638/PP | 4-Apr-14 | 200,000.00 | 200,000.00 | - | 200,000.00 | | | - | 22-Dec-15 |
| Country Water Assessment | 8715/PA | 5-Sep-14 | 300,000.00 | 296,032.38 | 1,032.58 | 297,064.96 | 2,935.04 | 31-Mar-17 | | |
| Xinjiang Changji Integrated Urban-Rural Infrastructure Demonstration | 8922/PP | 6-Jul-15 | 130,000.00 | 20,578.67 | 88,259.38 | 108,838.05 | 21,161.95 | 31-Dec-17 | | |
| Preparing Yangtze River Economic Belt Projects | 9311/PP | 19-Apr-17 | 300,000.00 | - | - | - | 300,000.00 | 31-Dec-19 | | |
| Fiji | | | | | | | | | | |
| Urban Development Planning and Institutional Capacity Building | 8526/CD | 04-Dec-13 | 350,000.00 | 350,000.00 | - | 350,000.00 | | | - | 31-Mar-17 |

ASIAN DEVELOPMENT BANK
Statement of TA/Grant Expenditures and Direct Charges
Water Financing Partnership Facility
As of 30 June 2017
(Expressed in US Dollars)

| TA/Grant/DC Title | TA/Grant/ DC No./ Type | Date of Approval ^{4/} | TA/Grant Direct Charge Amount ^{1/} | Project Expenditures/Direct Charges ^{2/} | | | Outstanding Commitments | Expected TA/Grant Completion Date | Completed TAs/Grants/DCs | |
|---|------------------------------|-----------------------------------|---|---|--------------------------------|---------------------------------|----------------------------|--|---------------------------------------|---------------------------------|
| | | | | Cumulative up to 31/12/16 | Transactions 01/01-30/06/17 | Cumulative up to 30/06/17 | | | Unutilized Commitment (Savings) | Financial Completion Date |
| India | | | | | | | | | | |
| Water Users Association Empowerment for Improved Irrigation Management in Chhattisgarh | 4573/AO | 29-Mar-05 | 550,000.00 | 549,280.71 | - | 549,280.71 | | | 719.29 | 01-Apr-14 |
| Preparing the Integrated Flood and River Erosion Management | 7132/PP | 11-Sep-08 | 750,000.00 | 687,012.96 | - | 687,012.96 | | | 62,987.04 | 29-Mar-11 |
| Preparing the Integrated Flood and Riverbank Erosion Risk Management Project (Phase 2) | 7136/PP | 26-Sep-08 | 750,000.00 | 750,000.00 | - | 750,000.00 | | | - | 30-Mar-12 |
| Project Management Capacity Building for Water Resources Sector Executing Agencies | 7713/CD | 16-Dec-10 | 200,000.00 | 98,861.88 | - | 98,861.88 | | | 101,138.12 | 15-Oct-13 |
| Operational Research to Support Mainstreaming of Integrated Flood Management under Climate Change | 8089/PA | 1-Jun-12 | 200,000.00 | - | - | - | | | 200,000.00 | 27-Jun-16 |
| Climate Adaptation thru Sub-Basin Development Investment Program | 8166/PP | 20-Sep-12 | 461,000.00 | 461,000.00 | - | 461,000.00 | | | - | 31-Mar-16 |
| Delhi Water Supply Improvement Investment Program | 8415/PP | 29-Jul-13 | 500,000.00 | 284,647.42 | 20,474.01 | 305,121.43 | 194,878.57 | 30-Jun-17 | | |
| Indonesia | | | | | | | | | | |
| Metropolitan Sanitation Management and Health Project | 4763/PP | 16-Jan-06 | 500,000.00 | 467,085.66 | - | 467,085.66 | | | 32,914.34 | 21-Oct-10 |
| Flood Management in Selected River Basins (Phase II) | 7364/PP | 12-Oct-09 | 500,000.00 | 387,385.08 | - | 387,385.08 | | | 112,614.92 | 30-Sep-15 |
| Kiribati | | | | | | | | | | |
| South Tarawa Water Supply Project | 9200/PP | 07-Oct-16 | 150,000.00 | - | - | - | 150,000.00 | 31-Jan-18 | | |
| Kyrgyz | | | | | | | | | | |
| Issyk-Kul Sustainable Development Project | 7228/PP | 20-Jan-09 | 700,000.00 | 604,938.45 | - | 604,938.45 | | | 95,061.55 | 31-Mar-10 |
| Water Supply and Sanitation Strategy (Supplementary) | 8375/CD | 03-Jun-13 | 50,000.00 | 49,980.75 | - | 49,980.75 | | | 19.25 | 27-Sep-16 |
| Marshall Islands | | | | | | | | | | |
| Ebeye Water Supply and Sanitation Project | 8306/PP | 20-Dec-12 | 500,000.00 | 489,727.51 | 1,606.40 | 491,333.91 | 8,666.09 | 31-May-17 | | |
| Mongolia | | | | | | | | | | |
| Ulaanbaatar Urban Services and Ger Areas Development Investment Program | 7970/PP | 13-Dec-11 | 200,000.00 | 200,000.00 | - | 200,000.00 | | | - | 17-Sep-14 |
| Myanmar | | | | | | | | | | |
| Mandalay City Urban Services Improvement | 8472/PP | 03-Oct-13 | 500,000.00 | 500,000.00 | - | 500,000.00 | | | - | 28-Dec-16 |
| Irrigation Command Area Development (Supplementary) | 8583/PP | 16-Dec-13 | 500,000.00 | - | 345,824.27 | 345,824.27 | 154,175.73 | 31-Dec-17 | | |

ASIAN DEVELOPMENT BANK
Statement of TA/Grant Expenditures and Direct Charges
Water Financing Partnership Facility
As of 30 June 2017
(Expressed in US Dollars)

| TA/Grant/DC Title | TA/Grant/ DC No./ Type | Date of Approval | TA/Grant Direct Charge Amount ^{1/} | Project Expenditures/Direct Charges ^{2/} | | | Outstanding Commitments | Expected TA/Grant Completion Date | Completed TAs/Grants/DCs | |
|--|------------------------------|---------------------|---|---|--------------------------------|---------------------------------|----------------------------|--|---------------------------------------|---------------------------------|
| | | | | Cumulative up to 31/12/16 | Transactions 01/01-30/06/17 | Cumulative up to 30/06/17 | | | Unutilized Commitment (Savings) | Financial Completion Date |
| <u>Nepal</u> | | | | | | | | | | |
| Building Climate Resilience of Watersheds in Mountain Eco-Regions | 7883/PP | 10-Oct-11 | 500,000.00 | 500,000.00 | - | 500,000.00 | | | - | 20-Mar-15 |
| Bagmati River Basin Improvement Project | 8050/PP | 24-Jan-12 | 470,000.00 | 470,000.00 | - | 470,000.00 | | | - | 31-Dec-14 |
| Third Small Towns Water Supply and Sanitation Sector Project | 8346/PP | 05-Apr-13 | 300,000.00 | 300,000.00 | - | 300,000.00 | | | - | 31-May-16 |
| <u>Philippines</u> | | | | | | | | | | |
| Preparing the Water District Development Sector Project | 7122/PP | 10-Sep-08 | 1,270,000.00 | 1,251,950.71 | - | 1,251,950.71 | | | 18,049.29 | 26-Nov-13 |
| NSP: Pasig River Catchment Sewerage Project | 7367/PP | 26-Oct-09 | 300,000.00 | 300,000.00 | - | 300,000.00 | | | - | 30-Apr-11 |
| Solid Waste Management Sector | 8115/PP | 16-Jul-12 | 220,000.00 | 202,981.10 | - | 202,981.10 | | | 17,018.90 | 31-Mar-16 |
| Design of a Pilot Project to Improve Environmental Conditions of Estero de Paco | 8135/CD | 08-Aug-12 | 220,000.00 | 218,508.94 | - | 218,508.94 | | | 1,491.06 | 30-Apr-15 |
| <u>Pakistan</u> | | | | | | | | | | |
| Punjab Cities Improvement Investment Program | 7321/PP | 29-Jul-09 | 400,000.00 | 399,999.99 | - | 399,999.99 | | | 0.01 | 27-Nov-12 |
| Preparing MFF Khyber Pakhtunkhwa Water Resources Sector | 8488/PP | 24-Oct-13 | 200,000.00 | 200,000.00 | - | 200,000.00 | | | - | 31-Mar-17 |
| <u>Sri Lanka</u> | | | | | | | | | | |
| Supporting Capacity Development for Wastewater Management | 7320/CD | 28-Jul-09 | 150,000.00 | 136,075.44 | - | 136,075.44 | | | 13,924.56 | 04-Oct-11 |
| Capacity Development for Non-Revenue Water Reduction | 8206/CD | 05-Nov-12 | 200,000.00 | 188,245.82 | - | 188,245.82 | | | 11,754.18 | 13-Feb-15 |
| Trincomalee Integrated Urban Development | 8453/PP | 30-Sep-13 | 500,000.00 | 214,084.02 | - | 214,084.02 | | | 285,915.98 | 30-Jun-16 |
| <u>Tajikistan</u> | | | | | | | | | | |
| Water Resources Management in Pyanj River Basin | 8647/PP | 12-May-14 | 200,000.00 | 200,000.00 | - | 200,000.00 | | | - | 14-Oct-16 |
| <u>Timor-Leste</u> | | | | | | | | | | |
| Second District Capitals Water Supply Project | 8064/PP | 26-Mar-12 | 200,000.00 | 200,000.00 | - | 200,000.00 | | | - | 31-Mar-16 |
| <u>Uzbekistan</u> | | | | | | | | | | |
| Water Supply and Sanitation Services | 7240/PP | 20-Feb-09 | 850,000.00 | 808,227.69 | - | 808,227.69 | | | 41,772.31 | 31-Jan-11 |
| <u>Viet Nam</u> | | | | | | | | | | |
| Developing Benefit Sharing Mechanisms for People Adversely Affected by Power Generation Project | 4689/AO | 14-Nov-05 | 240,000.00 | 212,351.51 | - | 212,351.51 | | | 27,648.49 | 31-Jan-11 |
| Ho Chi Minh City Water Supply Project | 7091/PP | 24-Jun-08 | 300,000.00 | 299,323.67 | - | 299,323.67 | | | 676.33 | 31-May-13 |
| Preparing the Da Nang Water Supply Project | 7144/PP | 01-Oct-08 | 1,500,000.00 | 1,499,476.17 | - | 1,499,476.17 | | | 523.83 | 28-Jun-13 |
| Water Resources Development in Mid-and North East Red River Delta | 7926/PP | 24-Nov-11 | 450,000.00 | 146,595.00 | - | 146,595.00 | | | 303,405.00 | 31-Aug-14 |

ASIAN DEVELOPMENT BANK
Statement of TA/Grant Expenditures and Direct Charges
Water Financing Partnership Facility
As of 30 June 2017
(Expressed in US Dollars)

| TA/Grant/DC Title | TA/Grant/ DC No./ Type | Date of Approval | TA/Grant Direct Charge Amount ^{1/} | Project Expenditures/Direct Charges ^{2/} | | | Outstanding Commitments | Expected TA/Grant Completion Date | Completed TAs/Grants/DCs | |
|---|------------------------------|---------------------|---|---|--------------------------------|---------------------------------|----------------------------|--|---------------------------------------|---------------------------------|
| | | | | Cumulative up to 31/12/16 | Transactions 01/01-30/06/17 | Cumulative up to 30/06/17 | | | Unutilized Commitment (Savings) | Financial Completion Date |
| Regional | | | | | | | | | | |
| Improved Management of Water Resources in Central Asia | 6486/REG | 12-Sep-08 | 998,000.00 | 866,237.32 | - | 866,237.32 | | | 131,762.68 | 31-May-14 |
| Knowledge and Innovation Support for ADB's Water Financing Program | 6498/REG | 03-Nov-08 | 7,900,000.00 | 5,822,022.78 | 292,219.82 | 6,114,242.60 | 1,785,757.40 | 31-Dec-20 | | |
| Enabling Climate Change Responses in Asia and the Pacific - Supporting Investments in Water and Climate Change (Subproject 1) | 7581/CD | 18-Aug-10 | 1,000,000.00 | 985,923.62 | - | 985,923.62 | | | 14,076.38 | 29-Jan-16 |
| Harnessing Climate Change Mitigation Initiatives to Benefit Women | 7914/CD | 15-Nov-11 | 300,000.00 | 241,651.27 | 10,918.28 | 252,569.55 | 47,430.45 | 30-Jun-17 | | |
| Preparing a Water Supply & Sanitation Handbook for Southeast Asia | 7941/RD | 22-Nov-11 | 225,000.00 | 195,766.49 | - | 195,766.49 | | | 29,233.51 | 30-Jun-14 |
| Innovations for More Food with Less Water | 7967/RD | 08-Dec-11 | 300,000.00 | 299,948.63 | - | 299,948.63 | | | 51.37 | 31-Dec-15 |
| Developing Water Resources Sector Strategies in Central and West Asia | 8015/PA | 22-Dec-11 | 500,000.00 | 499,668.88 | - | 499,668.88 | | | 331.12 | 31-Dec-15 |
| Implementing the Greater Mekong Subregion Core Agriculture Support Program (Phase 2) (Supplementary) | 8163/PA | 14-Sep-12 | 1,000,000.00 | 329,600.21 | 163,168.34 | 492,768.55 | 507,231.45 | 14-Sep-18 | | |
| Results-Based Strategy and Sector Planning in the Pacific (2nd Supplement) | 8257/CD | 12-Dec-12 | 500,000.00 | 284,959.11 | - | 284,959.11 | 215,040.89 | 31-Oct-17 | | |
| Green Cities: A Sustainable Urban Future in Southeast Asia | 8314/CD | 19-Dec-12 | 150,000.00 | 95,403.98 | - | 95,403.98 | | | 54,596.02 | 22-Dec-16 |
| Sustainable Hydropower in Asia Publication | 8382/CD | 28-May-13 | 112,500.00 | 87,926.51 | - | 87,926.51 | | | 24,573.49 | 21-Dec-15 |
| Women-Led Sanitation: Driving Change through ADB-CSO Partnerships | 8601/RD | 20-Dec-13 | 225,000.00 | 21,193.00 | - | 21,193.00 | | | 203,807.00 | 30-Apr-16 |
| Sub Total | | | 35,621,500.00 | 29,258,487.92 | 923,503.08 | 30,181,991.00 | 3,387,277.57 | | 2,052,231.43 | |
| Total TAs and Grants | | | 45,831,500.00 | 36,217,117.12 | 1,110,229.59 | 37,327,346.71 | 4,592,342.29 | | 3,911,811.00 | |

Direct Charge (DC):

| | | | | | | | | | | |
|---|--------------|-----------|------------|------------|---|------------|--|--|-----------|-----------|
| Long-term Capacity Development Support to the Ministry of Rural Development of Cambodia in the Rural Water Supply and Sanitation Sector | WFMFDC 00001 | 28-Jan-08 | 140,000.00 | 105,035.90 | - | 105,035.90 | | | 34,964.10 | 16-Jun-10 |
| Capacity and Performance Diagnosis of Water Supply and Sanitation Enterprises | WFMFDC 00002 | 01-Feb-08 | 55,000.00 | 47,009.36 | - | 47,009.36 | | | 7,990.64 | 07-Apr-09 |
| Institutional Study for Integrating Flood Risk Management into Disaster Risk Management in Assam | WFMFDC 00006 | 05-Mar-08 | 50,000.00 | 47,992.41 | - | 47,992.41 | | | 2,007.59 | 30-Jun-09 |

ASIAN DEVELOPMENT BANK
Statement of TA/Grant Expenditures and Direct Charges
Water Financing Partnership Facility
As of 30 June 2017
(Expressed in US Dollars)

| TA/Grant/DC Title | TA/Grant/ DC No./ Type | Date of Approval | TA/Grant Direct Charge Amount ^{1/} | Project Expenditures/Direct Charges ^{2/} | | | Outstanding Commitments | Expected TA/Grant Completion Date | Completed TAs/Grants/DCs | |
|--|------------------------------|---------------------|---|---|--------------------------------|---------------------------------|----------------------------|--|---------------------------------------|---------------------------------|
| | | | | Cumulative up to 31/12/16 | Transactions 01/01-30/06/17 | Cumulative up to 30/06/17 | | | Unutilized Commitment (Savings) | Financial Completion Date |
| Establishing the East Asia Water Utilities Network under the Water Operators Partnerships Program | WFMFDC 00007 | 30-Apr-08 | | | - | | | | | |
| Initial Assessment of the Metro Cebu Kotkot Dam Project | WFMFDC 00008 | 13-May-08 | 62,500.00 | 58,350.21 | - | 58,350.21 | | 4,149.79 | 15-Sep-09 | |
| Singapore International Water Week | WFMFDC 00009 | 16-May-08 | 215,000.00 | 38,577.73 | - | 38,577.73 | | 176,422.27 | 26-Mar-09 | |
| Workshop on Lakes and Wetlands Restoration and Sustainable Alternative Livelihood | WFMFDC 00010 | 27-May-08 | 20,000.00 | 20,000.00 | - | 20,000.00 | | - | 9-Aug-09 | |
| Pacific Water Conference 2008 | WFMFDC 00011 | 09-Jun-08 | 43,912.45 | 43,912.45 | - | 43,912.45 | | - | 27-Apr-09 | |
| Increasing Public Awareness and Support for Improved Urban Services: Campaign to Support Sindh Cities Improvement Investment Program | WFMFDC 00012 | 03-Jul-08 | 27,300.00 | 25,126.26 | - | 25,126.26 | | 2,173.74 | 02-Oct-09 | |
| Developing Design-Build-Performance Based Arrangement for Water Supply Improvements (Water Expert Services Pool: Engagement of Contract and Procurement Expert | WFMFDC 00013 | 02-Jul-08 | 25,000.00 | 17,740.36 | - | 17,740.36 | | 7,259.64 | 18-Jun-09 | |
| Sharing Best Practices in Water Supply and Wastewater Management | WFMFDC 00014 | 25-Jun-08 | 44,270.00 | 27,506.89 | - | 27,506.89 | | 16,763.11 | 05-May-09 | |
| Capacity Building Support to Kathmandu Water Supply Utility | WFMFDC 00015 | 25-Jun-08 | 140,000.00 | 115,968.10 | - | 115,968.10 | | 24,031.90 | 29-Jun-10 | |
| Support to WFPF Operationalization: Engagement of Facility Account Analyst | WFMFDC 00017 | 24-Jul-08 | 17,400.00 | 13,212.89 | - | 13,212.89 | | 4,187.11 | 31-Aug-09 | |
| Providing for Secretariat Support to Established Asia Water Utilities Network under the Water Operator Partnerships (WOPs) Program | WFMFDC 00018 | 06-Aug-08 | 50,643.88 | 38,397.89 | - | 38,397.89 | | 12,245.99 | 23-Feb-12 | |
| Support to India Orissa Integrated Agriculture and Water Management Investment Program (Water Expert Services Pool: Engagement of Irrigation Management Specialist and Water Users Association Specialists) | WFMFDC 00019 | 05-Aug-08 | 70,000.00 | 64,811.25 | - | 64,811.25 | | 5,188.75 | 04-Jun-09 | |

ASIAN DEVELOPMENT BANK
Statement of TA/Grant Expenditures and Direct Charges
Water Financing Partnership Facility
As of 30 June 2017
(Expressed in US Dollars)

| TA/Grant/DC Title | TA/Grant/ DC No./ Type | Date of Approval | TA/Grant Direct Charge Amount ^{1/} | Project Expenditures/Direct Charges ^{2/} | | | Outstanding Commitments | Expected TA/Grant Completion Date | Completed TAs/Grants/DCs | |
|---|------------------------------|---------------------|---|---|--------------------------------|---------------------------------|----------------------------|--|---------------------------------------|---------------------------------|
| | | | | Cumulative up to 31/12/16 | Transactions 01/01-30/06/17 | Cumulative up to 30/06/17 | | | Unutilized Commitment (Savings) | Financial Completion Date |
| Support to Northern and Central Water and Central Water Supply and Sanitation Sector Project (Water Expert Services Pool: Engagement of Water Supply Expert) | WFMFDC 00020 | 12-Aug-08 | 108,000.00 | 96,674.20 | - | 96,674.20 | | | 11,325.80 | 23-Jun-10 |
| Developing Knowledge Product on Community-Driven Development in Water Supply and Sanitation: Case Studies of ADB Projects in Indonesia, Nepal, and Sri Lanka | WFMFDC 00021 | 15-Aug-08 | 55,438.50 | 43,760.26 | - | 43,760.26 | | | 11,678.24 | 4-Aug-09 |
| Increasing Awareness and Support for Participatory Irrigation Development Through Multimedia: Production of Water Awareness Video on Participatory Approaches in Irrigation Scheme Reconstruction and Rehabilitation - Lessons from Naggroe Aceh Darussalam Indonesia | WFMFDC 00022 | 22-Aug-08 | 56,000.00 | 55,986.85 | - | 55,986.85 | | | 13.15 | 09-Jun-09 |
| Capacity Building of Second and Third Tier Cities for Preparing Nonsovereign Urban Infrastructure Projects in PRC | WFMFDC 00023 | 29-Aug-08 | 150,000.00 | 84,583.41 | - | 84,583.41 | | | 65,416.59 | 24-May-10 |
| Good Practices for Urban Water Management in Asia | WFMFDC 00026 | 15-Sep-08 | 133,919.00 | 97,367.24 | - | 97,367.24 | | | 36,551.76 | 12-Mar-10 |
| Water Expert Services Pool: Engagement of Environmental Specialist for Kyrgyz Sanitation | WFMFDC 00027 | 25-Sep-08 | 57,900.00 | 47,965.68 | - | 47,965.68 | | | 9,934.32 | 08-Oct-09 |
| Preparation of Larkana Sanitation, Drainage and Wastewater Management Strategic Action Plan and Priority Investment Program | WFMFDC 00029 | 03-Oct-08 | 92,000.00 | 84,554.64 | - | 84,554.64 | | | 7,445.36 | 10-Jul-10 |
| Regional Workshop on Developing Partnerships for Water and Climate Change Adaptation, Malaysia, 1-5 December, 2008 | WFMFDC 00030 | 10-Nov-08 | 94,324.00 | 66,053.37 | - | 66,053.37 | | | 28,270.63 | 23-Jun-09 |
| Accessing the WFMF Expert Pool Facility: Engagement of Development Communication Expert to Support: ADTA "Nepal: Strengthening Capacity for Managing Climate Change and the Environment | WFMFDC 00031 | 05-Dec-08 | 100,000.00 | 98,509.64 | - | 98,509.64 | | | 1,490.36 | 09-Apr-13 |
| Legal Review of Project Documents for PPP in Water Projects in India | WFMFDC 00032 | 05-Dec-08 | 150,000.00 | 108,174.52 | - | 108,174.52 | | | 41,825.48 | 01-Jul-11 |

ASIAN DEVELOPMENT BANK
Statement of TA/Grant Expenditures and Direct Charges
Water Financing Partnership Facility
As of 30 June 2017
(Expressed in US Dollars)

| TA/Grant/DC Title | TA/Grant/ DC No./ Type | Date of Approval | TA/Grant Direct Charge Amount ^{1/} | Project Expenditures/Direct Charges ^{2/} | | | Outstanding Commitments | Expected TA/Grant Completion Date | Completed TAs/Grants/DCs | |
|---|------------------------------|---------------------|---|---|--------------------------------|---------------------------------|----------------------------|--|---------------------------------------|---------------------------------|
| | | | | Cumulative up to 31/12/16 | Transactions 01/01-30/06/17 | Cumulative up to 30/06/17 | | | Unutilized Commitment (Savings) | Financial Completion Date |
| Preparation of Khairpur Wastewater Management Planning Methodology, Strategic Plan and Priority Investment Program | WFMFDC 00033 | 25-Mar-09 | 120,000.00 | 113,433.56 | - | 113,433.56 | | | 6,566.44 | 22-Jun-10 |
| Scoping study for CDTA "Integrated Water Resource Management in Karnataka" | WFMFDC 00034 | 8-Jun-09 | 64,000.00 | 60,675.49 | - | 60,675.49 | | | 3,324.51 | 18-Jan-10 |
| Preliminary Survey and Assessment for Initiating Interventions on Zhangye Wetlands Protection and Rehabilitation in Hei River Basin | WFMFDC 00035 | 8-Jun-09 | 150,000.00 | 115,873.80 | - | 115,873.80 | | | 34,126.20 | 11-Sep-13 |
| Pacific Water Conference and Expo 2009 | WFMFDC 00036 | 8-Jun-09 | 20,000.00 | 19,951.63 | - | 19,951.63 | | | 48.37 | 31-Mar-10 |
| Support to Indonesia's Preparation of National-Term Plan 2010-2014 (Water Supply and Sanitation Section Sector) | WFMFDC 00037 | 27-Jul-09 | 150,000.00 | 17,983.31 | - | 17,983.31 | | | 132,016.69 | 01-Oct-10 |
| Engagement of International Water Supply and Sanitation Specialist to Support Portfolio Development in Viet Nam | WFMFDC 00038 | 14-Sep-09 | 150,000.00 | 131,816.95 | - | 131,816.95 | | | 18,183.05 | 04-Jun-10 |
| Engagement of National Water Supply and Sanitation Specialist to Support Portfolio Development in Viet Nam | WFMFDC 00039 | 14-Sep-09 | 40,000.00 | 31,665.32 | - | 31,665.32 | | | 8,334.68 | 31-Oct-10 |
| Development of Flood Management Infrastructure Asset Management Information System | WFMFDC 00040 | 17-Sep-09 | 50,000.00 | 41,791.07 | - | 41,791.07 | | | 8,208.93 | 29-Jun-11 |
| Market Sounding with Potential Private Investors and Operators and Further Refinement of Enabling Environment for PSP in Water and Sanitation Service Provision in Mongolia's Urban Areas | WFMFDC 00041 | 18-Sep-09 | 50,000.00 | 40,150.00 | - | 40,150.00 | | | 9,850.00 | 07-Jul-11 |
| Support to Mekong River Commission on the Formulation of Flood Management and Mitigation Phase 2 (2011-2015) | WFMFDC 00042 | 8-Apr-10 | 75,000.00 | 66,252.84 | - | 66,252.84 | | | 8,747.16 | 16-Jul-12 |
| Knowledge Product and Training Program on Integrated Urban Water Management in Nanning, PRC | WFMFDC 00043 | 22-Apr-10 | 25,000.00 | 16,526.84 | - | 16,526.84 | | | 8,473.16 | 27-Jul-12 |
| IWRM Scoping Study for Sutlej River Basin Himachal Pradesh: Improving Capacity for Climate Change Adaptation | WFMFDC 00044 | 6-May-10 | 75,000.00 | 62,418.87 | - | 62,418.87 | | | 12,581.13 | 12-Jul-11 |

ASIAN DEVELOPMENT BANK
Statement of TA/Grant Expenditures and Direct Charges
Water Financing Partnership Facility
As of 30 June 2017
(Expressed in US Dollars)

| TA/Grant/DC Title | TA/Grant/ DC No./ Type | Date of Approval | TA/Grant Direct Charge Amount ^{1/} | Project Expenditures/Direct Charges ^{2/} | | | Outstanding Commitments | Expected TA/Grant Completion Date | Completed TAs/Grants/DCs | |
|--|------------------------------|---------------------|---|---|--------------------------------|---------------------------------|----------------------------|--|---------------------------------------|---------------------------------|
| | | | | Cumulative up to 31/12/16 | Transactions 01/01-30/06/17 | Cumulative up to 30/06/17 | | | Unutilized Commitment (Savings) | Financial Completion Date |
| Pilot Area Land Use Mapping of Chitaggong Hill Tracts: Support to Chitaggong Hill Tracts Rural Development Project II | WFMFDC 00045 | 24-May-10 | 27,999.00 | 26,664.00 | - | 26,664.00 | | | 1,335.00 | 09-May-12 |
| Assessment of Potential Public-Private Partnerships in the Urban Water Supply in Lao PDR | WFMFDC 00046 | 27-May-10 | 45,000.00 | 45,000.00 | - | 45,000.00 | | | - | 31-Mar-11 |
| Preparation of City Sanitation Strategy for 2 Cities | WFMFDC 00047 | 14-Jun-10 | 75,000.00 | 71,130.94 | - | 71,130.94 | | | 3,869.06 | 31-Jan-12 |
| Legal Review of PPP Contracts for North Karnataka Urban Sector Investment Program | WFMFDC 00048 | 23-Jun-10 | 30,000.00 | 12,600.00 | - | 12,600.00 | | | 17,400.00 | 17-Jun-13 |
| Regional Workshop on Economics of Sanitation | WFMFDC 00049 | 25-Jun-10 | 40,707.00 | 25,917.94 | - | 25,917.94 | | | 14,789.06 | 23-Oct-10 |
| International Conference on Payment for Watershed Services and Eco-Compensation Legislation | WFMFDC 00050 | 12-Jul-10 | 50,000.00 | 49,037.22 | - | 49,037.22 | | | 962.78 | 30-Jun-11 |
| Mainstreaming Water Safety Plans in ADB Projects | WFMFDC 00051 | 22-Jul-10 | 10,000.00 | 10,000.00 | - | 10,000.00 | | | - | 15-Jun-11 |
| Pacific Water Conference and Expo 2010 | WFMFDC 00052 | 23-Jul-10 | 70,000.00 | 42,634.44 | - | 42,634.44 | | | 27,365.56 | 04-Jul-11 |
| Engagement of Facility Account Analyst | WFMFDC 00053 | 1-Oct-10 | 18,000.00 | 13,116.41 | - | 13,116.41 | | | 4,883.59 | 02-Dec-11 |
| Development of Community Sanitation Project in Samoa | WFMFDC 00054 | 9-Mar-11 | 75,000.00 | 74,027.76 | - | 74,027.76 | | | 972.24 | 31-Jan-12 |
| Upstream Work for Assessing New Approaches for River Rehabilitation and Flood Management in Chuxiong Prefecture, Chongqing Municipality and Jiuquan Municipality | WFMFDC 00056 | 7-Jun-11 | 149,350.00 | 121,447.25 | - | 121,447.25 | | | 27,902.75 | 19-Nov-12 |
| WOPs Asia: Supporting Twinning Initiatives in the Pacific | WFMFDC 00057 | 15-Jun-11 | 50,000.00 | 24,204.22 | - | 24,204.22 | | | 25,795.78 | 19-Jun-13 |
| WOPs Asia: Continuing Twinning Initiatives in PRC | WFMFDC 00058 | 16-Jun-11 | 50,000.00 | 33,436.01 | - | 33,436.01 | | | 16,563.99 | 19-Jun-13 |
| Supporting Water Operators Partnership in Asia (WOPs Program) - Continuation of Twinning Initiatives | WFMFDC 00059 | 1-Jul-11 | 60,000.00 | 46,048.61 | - | 46,048.61 | | | 13,951.39 | 03-Apr-13 |

ASIAN DEVELOPMENT BANK
Statement of TA/Grant Expenditures and Direct Charges
Water Financing Partnership Facility
As of 30 June 2017
(Expressed in US Dollars)

| TA/Grant/DC Title | TA/Grant/ DC No./ Type | Date of Approval | TA/Grant Direct Charge Amount ^{1/} | Project Expenditures/Direct Charges ^{2/} | | | Outstanding Commitments | Expected TA/Grant Completion Date | Completed TAs/Grants/DCs | |
|---|------------------------------|---------------------|---|---|--------------------------------|---------------------------------|----------------------------|--|---------------------------------------|---------------------------------|
| | | | | Cumulative up to 31/12/16 | Transactions 01/01-30/06/17 | Cumulative up to 30/06/17 | | | Unutilized Commitment (Savings) | Financial Completion Date |
| Development of Synthesis and Draft Action Plan for Improving Water Use Efficiency of Irrigated Agriculture in Selected States in India | WFMFDC 00060 | 15-Jul-11 | 40,000.00 | 33,634.07 | - | 33,634.07 | | | 6,365.93 | 18-Sep-13 |
| Reg: Bridge Financing for Water Operators Partnerships (WOPS) Program Secretariat | WFMFDC 00061 | 19-Jul-11 | 50,000.00 | 41,462.69 | - | 41,462.69 | | | 8,537.31 | 23-Feb-12 |
| Support to Evaluation of Sludge Treatment Technologies for Beijing Drainage Group in the People's Republic of China (PRC) | WFMFDC 00062 | 26-Jul-11 | 55,000.00 | 54,347.15 | - | 54,347.15 | | | 652.85 | 10-Oct-13 |
| Pacific Water Conference and Expo 2011 | WFMFDC 00063 | 3-Aug-11 | 50,356.15 | 47,144.87 | - | 47,144.87 | | | 3,211.28 | 31-Jan-12 |
| Assessment of Evaluation of Cost-Effective Wastewater Treatment Technologies for Different Applications | WFMFDC 00064 | 26-Aug-11 | 130,000.00 | 104,974.80 | - | 104,974.80 | | | 25,025.20 | 16-Oct-13 |
| 3rd International Conference on Eco-Compensation/Payment for Environmental Services in the Lake, Wetland and Headwater Areas and Eco-Compensation Legislation | WFMFDC 00065 | 14-Sep-11 | 50,000.00 | 40,315.92 | - | 40,315.92 | | | 9,684.08 | 22-May-12 |
| Sustainable Water Management for Food Security: An International Water Policy Dialogue on Advancing Water Reform in Agriculture with Focus on Indonesia | WFMFDC 00066 | 11-Oct-11 | 54,500.00 | 15,768.71 | - | 15,768.71 | | | 38,731.29 | 22-May-12 |
| Capacity Building on Business Management for Viet Nam's Water Supply Companies | WFMFDC 00067 | 11-Oct-11 | 75,000.00 | 74,818.00 | - | 74,818.00 | | | 182.00 | 17-Jun-14 |
| Support to WFPF Operationalization | WFMFDC 00068 | 21-Oct-11 | 18,000.00 | 12,384.29 | - | 12,384.29 | | | 5,615.71 | 18-Jun-13 |
| 2011 Water Links Forum | WFMFDC 00069 | 24-Oct-11 | 70,000.00 | 31,555.02 | - | 31,555.02 | | | 38,444.98 | 16-Jun-12 |
| Production of Asian Water Development Outlook 2011 | WFMFDC 00070 | 26-Oct-11 | 42,500.00 | 34,498.07 | - | 34,498.07 | | | 8,001.93 | 09-Sep-13 |
| Facilitating ADB's Long-Term Involvement in Water Source Development for Metro Manila | WFMFDC 00071 | 4-Nov-11 | 31,000.00 | 28,101.68 | - | 28,101.68 | | | 2,898.32 | 08-Oct-13 |

ASIAN DEVELOPMENT BANK
Statement of TA/Grant Expenditures and Direct Charges
Water Financing Partnership Facility
As of 30 June 2017
(Expressed in US Dollars)

| TA/Grant/DC Title | TA/Grant/ DC No./ Type | Date of Approval | TA/Grant Direct Charge Amount ^{1/} | Project Expenditures/Direct Charges ^{2/} | | | Outstanding Commitments | Expected TA/Grant Completion Date | Completed TAs/Grants/DCs | |
|--|------------------------------|---------------------|---|---|--------------------------------|---------------------------------|----------------------------|--|---------------------------------------|---------------------------------|
| | | | | Cumulative up to 31/12/16 | Transactions 01/01-30/06/17 | Cumulative up to 30/06/17 | | | Unutilized Commitment (Savings) | Financial Completion Date |
| Production of Videos for the 2nd Asia-Pacific Water Summit | WFMFDC 00072 | 9-Nov-11 | 40,740.00 | 35,069.30 | - | 35,069.30 | | | 5,670.70 | 17-Jun-13 |
| Development of NRW Management Action Plan for Beijing Water Supply Group | WFMFDC 00073 | 19-Dec-11 | 55,000.00 | 48,810.32 | - | 48,810.32 | | | 6,189.68 | 10-Oct-13 |
| Supporting Improved Flood and Water Resources Management | WFMFDC 00074 | 19-Dec-11 | 46,500.00 | 32,468.86 | - | 32,468.86 | | | 14,031.14 | 12-Sep-13 |
| WOPs Asia: Continuing Twinning Partnership in Uzbekistan | WFMFDC00075 | 31-Jan-12 | 40,750.00 | 31,439.86 | - | 31,439.86 | | | 9,310.14 | 27-Mar-13 |
| Advancement of Institutional Reform Actions Toward Holistic Water Resources Management at State Ans Selected River Basins in Karnataka | WFMFDC00076 | 2-Apr-12 | 150,000.00 | 102,288.75 | - | 102,288.75 | | | 47,711.25 | 31-Jul-14 |
| Support for the Implementation of the National Water Mission by State Governments in India | WFMFDC00077 | 11-Apr-12 | 150,000.00 | 149,841.98 | - | 149,841.98 | | | 158.02 | 26-Jan-16 |
| Assessing the Water Resource Development Potential of Cholistan Region | WFMFDC00078 | 23-Jul-12 | 150,000.00 | 113,480.39 | - | 113,480.39 | | | 36,519.61 | 20-Dec-13 |
| Pacific Water Conference and Expo 2012 | WFMFDC00079 | 6-Aug-12 | 75,000.00 | 60,288.81 | - | 60,288.81 | | | 14,711.19 | 28-Jun-13 |
| Preparation of a Damage and Needs Assessment Report for Drought Affected Areas in Sri Lanka and Preparation of an Emergency Loan | WFMFDC00080 | 28-Aug-12 | 80,000.00 | 30,259.85 | - | 30,259.85 | | | 49,740.15 | 09-Sep-13 |
| Support to WFPF Operationalization: Engagement of Facility Account Analyst | WFMFDC00081 | 11-Sep-12 | 18,000.00 | 13,988.74 | - | 13,988.74 | | | 4,011.26 | 13-Nov-13 |
| Defining the Angat Tunnel Rehabilitation Works | WFMFDC00082 | 10-Nov-12 | 30,000.00 | 20,646.15 | - | 20,646.15 | | | 9,353.85 | 30-Sep-13 |
| Selection and Cost-Effective Technology for Treatment of Sludge Produced by Drinking Water Treatment Plants of Ho Chi Minh City | WFMFDC00083 | 23-Nov-12 | 100,000.00 | 99,122.56 | - | 99,122.56 | | | 877.44 | 19-Dec-14 |
| Assessing and Developing innovative Financing for the Philippine National Sewerage and Septage Management Program | WFMFDC00084 | 23-Nov-12 | 45,500.00 | 41,904.93 | - | 41,904.93 | | | 3,595.07 | 23-Apr-15 |

ASIAN DEVELOPMENT BANK
Statement of TA/Grant Expenditures and Direct Charges
Water Financing Partnership Facility
As of 30 June 2017
(Expressed in US Dollars)

| TA/Grant/DC Title | TA/Grant/ DC No./ Type ^{4/} | Date of Approval | TA/Grant Direct Charge Amount ^{1/} | Amount Received | Project Expenditures/Direct Charges ^{2/} | | | Outstanding Commitments | Expected TA/Grant Completion Date | Completed TAs/Grants/DCs | |
|---|--|---------------------|---|--------------------|---|--------------------------------|---------------------------------|----------------------------|--|---------------------------------------|---------------------------------|
| | | | | | Cumulative up to 31/12/16 | Transactions 01/01-30/06/17 | Cumulative up to 30/06/17 | | | Unutilized Commitment (Savings) | Financial Completion Date |
| Supporting MWSS New Water Source Development for Metro Manila | WFMFDC00086 | 29-Nov-12 | 31,000.00 | | 30,190.02 | - | 30,190.02 | | | 809.98 | 05-Jun-14 |
| Mainstreaming Water Safety Plan in PPTA for Ulaanbaatar Urban Services and Ger Areas Development Investment Program | WFMFDC00087 | 29-Nov-12 | 30,000.00 | | 21,447.03 | - | 21,447.03 | | | 8,552.97 | 26-Mar-15 |
| Support to the Development of Community-Based Flood Forecasting and Early Warning System | WFMFDC00088 | 5-Dec-12 | 225,000.00 | | 224,922.61 | - | 224,922.61 | | | 77.39 | 23-Apr-15 |
| Water Awareness Educational Program | WFMFDC00089 | 19-Dec-12 | 30,000.00 | | 26,651.71 | - | 26,651.71 | | | 3,348.29 | 19-Dec-13 |
| Supporting the Preparation of Kamataka Integrated Sustainable Water Resources Management Investment Program | WFMFDC00090 | 18-Feb-13 | 225,000.00 | | 224,999.53 | - | 224,999.53 | | | 0.47 | 22-Apr-15 |
| Development of Non Revenue Water Management Action Plan for State Committee for Water Economy of Armenia | WFMFDC00091 | 18-Feb-13 | 220,000.00 | | 164,195.29 | - | 164,195.29 | | | 55,804.71 | 24-Apr-15 |
| Support Technical Assistance on Stormwater Retention Ponds Design for TA 7891-PRC: Yunnan Chuxiong Urban Environment Improvement Project | WFMFDC00092 | 18-Mar-13 | 55,000.00 | | 40,870.57 | - | 40,870.57 | | | 14,129.43 | 26-Jan-16 |
| Support to Climate Risk Assessment and Adaptation Planning for the MFF Loan for Climate Adaptation through Sub-Basin Development Investment Program | WFMFDC00093 | 4-Apr-13 | 30,000.00 | | 11,515.60 | - | 11,515.60 | | | 18,484.40 | 23-Jul-15 |
| Review of LWUA's Competitive Position: Support to Preparation of Water District Development Sector Project | WFMFDC00094 | 19-Apr-13 | 22,350.00 | | 20,590.46 | - | 20,590.46 | | | 1,759.54 | 23-Apr-15 |
| Non-Revenue Water Survey and Design for Guangdong Chaonan Water Resources Development and Protection Demonstration Project | WFMFDC00095 | 19-Apr-13 | 36,000.00 | | 34,942.76 | - | 34,942.76 | | | 1,057.24 | 25-Nov-15 |
| In-Country Workshops on Promoting Innovations in Wastewater Management | WFMFDC00096 | 15-May-13 | 220,400.00 | | 137,849.20 | - | 137,849.20 | | | 82,550.80 | 23-Sep-15 |

ASIAN DEVELOPMENT BANK
Statement of TA/Grant Expenditures and Direct Charges
Water Financing Partnership Facility
As of 30 June 2017
(Expressed in US Dollars)

| TA/Grant/DC Title | TA/Grant/ DC No./ Type | Date of Approval | TA/Grant Direct Charge Amount ^{1/} | Amount Received | Project Expenditures/Direct Charges ^{2/} | | | Outstanding Commitments | Expected TA/Grant Completion Date | Completed TAs/Grants/DCs | |
|---|------------------------------|---------------------|---|--------------------|---|--------------------------------|---------------------------------|----------------------------|--|---------------------------------------|---------------------------------|
| | | | | | Cumulative up to 31/12/16 | Transactions 01/01-30/06/17 | Cumulative up to 30/06/17 | | | Unutilized Commitment (Savings) | Financial Completion Date |
| Developing an Integrated Approach to Coastal Protection: Support to the Development of Urban Environment and Climate Change Adaptation Project | WFMFDC00098 | 29-May-13 | 100,000.00 | | 68,177.14 | - | 68,177.14 | | | 31,822.86 | 23-Feb-16 |
| Support to the Preparation of Darkhan Wastewater Management Improvement Project: Additional Financing for MON: Urban Development Sector Project | WFMFDC00100 | 17-Jul-13 | 200,000.00 | | 190,753.30 | - | 190,753.30 | | | 9,246.70 | 16-Feb-16 |
| Pacific Water Conference and Expo 2013 | WFMFDC00101 | 10-Sep-13 | 70,000.00 | | 70,000.00 | - | 70,000.00 | | | - | 17-Mar-15 |
| Support to WFPF Operationalization: Engagement of Facility Account Analyst | WFMFDC00102 | 17-Sep-13 | 19,200.00 | | 15,308.61 | - | 15,308.61 | | | 3,891.39 | 19-Nov-14 |
| Project Implementation Support: Improving Performance of Water Supply and Sanitation Projects in Kyrgyz Republic | WFMFDC00103 | 23-Sep-13 | 145,000.00 | | 70,322.53 | - | 70,322.53 | | | 74,677.47 | 23-Jan-15 |
| Supporting Sanitation and Waste water Management Pipeline Management Expert System (WAMEX) Development Through: Intensive Training on Wastewater | WFMFDC00104 | 5-Nov-13 | 59,850.00 | | 40,731.96 | - | 40,731.96 | | | 19,118.04 | 02-Jul-14 |
| Development of Public-Private Funding Mechanism for Chishui Watershed Protection | WFMFDC00105 | 28-Nov-13 | 200,000.00 | | 181,928.29 | - | 181,928.29 | | | 18,071.71 | 18-Sep-15 |
| Pre-Implementation Support to Ulaanbaatar Urban Services and Ger Areas Development Investment Program | WFMFDC00106 | 12-Dec-13 | 75,000.00 | | 62,438.17 | - | 62,438.17 | | | 12,561.83 | 16-Feb-16 |
| Project Implementation Support: Establishment and Operationalization of Kolkata's Municipal Council Financial Management Unit | WFMFDC00107 | 20-Jan-14 | 200,000.00 | | 138,655.80 | - | 138,655.80 | | | 61,344.20 | 12-Apr-16 |
| Assisting PSOD in Conducting Technical, Market, and Valuation Due Diligence for the Proposed Equity Investment in Driptech for Affordable Drip Irrigation | WFMFDC00108 | 24-Feb-14 | 80,000.00 | | 69,439.87 | - | 69,439.87 | | | 10,560.13 | 26-Jan-16 |
| Improving the Social Dimension of Flood Risk Management | WFMFDC00109 | 4-Mar-14 | 120,000.00 | | 69,324.05 | - | 69,324.05 | | | 50,675.95 | 25-Jan-16 |

ASIAN DEVELOPMENT BANK
Statement of TA/Grant Expenditures and Direct Charges
Water Financing Partnership Facility
As of 30 June 2017
(Expressed in US Dollars)

| TA/Grant/DC Title | TA/Grant/DC No./Type | Date of Approval | TA/Grant Direct Charge Amount ^{1/} | Amount Received | Project Expenditures/Direct Charges ^{2/} | | | Outstanding Commitments | Expected TA/Grant Completion Date | Completed TAs/Grants/DCs | |
|--|----------------------|------------------|---|------------------------------------|---|-----------------------------|---------------------------|-------------------------|-----------------------------------|---------------------------------|---------------------------|
| | | | | | Cumulative up to 31/12/16 | Transactions 01/01-30/06/17 | Cumulative up to 30/06/17 | | | Unutilized Commitment (Savings) | Financial Completion Date |
| Support to WFPF Operationalization: Engagement of Facility Account Analyst | WFMFDC00110 | 5-Sep-14 | 20,100.00 | | 15,131.32 | - | 15,131.32 | | | 4,968.68 | 05-Nov-15 |
| WFPF External Evaluation: Engagement of International Evaluation Consultant | WFMFDC00111 | 25-Nov-14 | 75,000.00 | | 55,875.00 | - | 55,875.00 | | | 19,125.00 | 05-Nov-15 |
| Support to the Twinning Program under the Azerbaijan Water Supply and Sanitation Investment Program | WFMFDC00112 | 24-Jul-15 | 150,000.00 | | 60,002.00 | 89,998.00 | 150,000.00 | | | - | April-17 |
| Preparing Results-Based Lending to Support India's National Swachh Bharat (Clean India) Mission for Urban Areas | WFMFDC00113 | 3-Sep-15 | 225,000.00 | | 37,571.89 | 8,454.33 | 46,026.22 | | | 178,973.78 | April-17 |
| Support to WFPF Operationalization: Engagement of Facility Account Analyst | WFMFDC00114 | 10-Sep-15 | 20,700.00 | | 14,001.90 | - | 14,001.90 | | | 6,698.10 | 04-Nov-16 |
| Support for Developing Design-Build-Operate Contract for Desalination Plant: Additional Financing for Jaffna Kilinochchi Water Supply and Sanitation Project | WFMFDC00115 | 29-Dec-15 | 225,000.00 | | 66,867.94 | 42,968.15 | 109,836.09 | 115,163.91 | | | |
| WFPF Program Quality Support Window: Support to WFPF Operationalization- Engagement of Facility Account Analyst | WFMFDC00116 | 25-Aug-16 | 21,312.00 | | 2,079.87 | 6,384.40 | 8,464.27 | 12,847.73 | | | |
| Bridge Financing for Water Operators Partnerships(WOPs) Program | WFMFDC00117 | 10-Oct-16 | 225,000.00 | | - | 91,302.74 | 91,302.74 | 133,697.26 | | | |
| Sub Total | | | 8,682,421.98 | | 6,226,476.18 | 239,107.62 | 6,465,583.80 | 261,708.90 | | 1,955,129.28 | |
| TOTAL APPROVED and EFFECTIVE PROJECTS | | | 54,513,921.98 | 52,048,947.72 ^{3/} | 42,443,593.30 | 1,349,337.21 | 43,792,930.51 | 4,854,051.19 | | 5,866,940.28 | |

ASIAN DEVELOPMENT BANK
Statement of TA/Grant Expenditures and Direct Charges
Water Financing Partnership Facility
As of 30 June 2017
(Expressed in US Dollars)

| TA/Grant/DC Title | TA/Grant/ DC No./ Type | Date of Approval ^{4/} | TA/Grant Direct Charge Amount ^{1/} | Project Expenditures/Direct Charges ^{2/} | | | Outstanding Commitments | Expected TA/Grant Completion Date | Completed TAs/Grants/DCs | |
|--------------------------------|------------------------------|-----------------------------------|---|---|------------------------------------|---------------------------------|----------------------------|--|---------------------------------------|---------------------------------|
| | | | | Cumulative up to 31/12/16 | Transactions 01/01-30/06/17 | Cumulative up to 30/06/17 | | | Unutilized Commitment (Savings) | Financial Completion Date |
| Contributions received: | | | | | | | | | | |
| | Government of Australia | | AUD25,000,000 | \$ | 24,209,500.00 | | | | | |
| | Government of Austria | | USD 5,000,000 | | 5,000,000.00 | | | | | |
| | Government of Austria | | EUR 2,600,000 | | 3,467,709.28 | | | | | |
| | Government of Norway | | NOK30,000,000 | | 4,669,104.35 | | | | | |
| | Government of Spain | | USD 9,500,000 | | 9,500,000.00 | | | | | |
| | Government of Switzerland | | CHF 4,800,000 | | 5,202,634.09 | | | | | |
| | | | | \$ | <u>52,048,947.72</u> ^{3/} | | | | | |

^{1/} US\$ equivalent of TA/ Grant/Direct Charges at time of TA approval.

^{2/} Actual disbursements.

^{3/} Represents actual US\$ equivalent of contributions received.

^{4/} TA/DC Types: PP = Project Preparatory; AO = Advisory; PA = Policy and Advisory; CD = Capacity Development; REG = Regional; WFMFDC = Water Financing Multidonor Fund Direct Charge

Statement 1

ASIAN DEVELOPMENT BANK
ADMINISTRATOR FOR
GOVERNMENT OF NETHERLANDS
WATER FINANCING PARTNERSHIP FACILITY
CHANNEL FINANCING AGREEMENT

STATUS OF GRANT
as of 30 June 2017
(Expressed in US Dollars)

| | | |
|--|-----------------------------------|-----------------------------|
| TOTAL CONTRIBUTION COMMITTED | | 34,753,000.00 ^{a/} |
| Amount received | 28,842,000.00 | |
| Receivable | <u>5,911,000.00</u> ^{b/} | |
| Interest income - cash in bank | 108,140.04 | |
| Interest income - investments | 113,789.68 | |
| Gain (loss) on foreign exchange transactions | <u>(13,194.35)</u> | <u>208,735.37</u> |
| TOTAL AMOUNT AVAILABLE | | 34,961,735.37 |
| Amounts utilized for: | | |
| Project expenditures (Statement 2) | | |
| Grant component of investment (GCI) | (1,997,711.71) | |
| Technical assistance linked to loan (TALL) | (60,000.00) | |
| Technical assistance (TA) | (19,186,749.15) | |
| Direct charges | (3,122,045.16) | |
| ADB service fees | (1,002,291.74) ^{d/} | |
| Financial expenses | <u>(3,771.19)</u> | <u>(25,372,568.95)</u> |
| UNUTILIZED BALANCE | | 9,589,166.42 ^{c/} |
| Outstanding commitments | (7,485,634.90) | |
| Reserve for ADB service fees | (367,017.46) ^{d/} | |
| Undisbursed direct charges | <u>(295,103.41)</u> | <u>(8,147,755.77)</u> |
| UNCOMMITTED BALANCE | | <u><u>1,441,410.65</u></u> |

^{a/} Represents the actual US\$ equivalent of contribution committed.

^{b/} Undrawn contribution represents the amount of promissory notes received from the Government of Netherlands.

^{c/} Represented by:

| | |
|----------------------|----------------------------|
| Cash in bank | 3,049,975.00 |
| Undrawn contribution | 5,911,000.00 ^{b/} |
| Advances | 709,460.28 |
| Interfund payable | <u>(81,268.86)</u> |
| | <u><u>9,589,166.42</u></u> |

^{d/} Represents 5% and 2% of project expenditures/outstanding commitments.

ASIAN DEVELOPMENT BANK
Statement of TA/Grant Expenditures and Direct charges
Water Financing Partnership Facility - Netherlands
As of 30 June 2017

(Expressed in US Dollars)

| TA/Grant/DC Title | TA/Grant/ DC No./ Type ^{4/} | Date of Approval | TA/Grant Direct Charge Amount ^{1/} | Project Expenditures/Direct Charges ^{2/} | | | Outstanding Commitments | Expected TA/Grant Completion Date | Completed TAs/Grants/DCs | | |
|---|--|---------------------|---|---|-----------------------------------|-------------------------------|----------------------------|--|---------------------------------|---------------------------------------|---------------------------------|
| | | | | Amount Received | Cumulative up to 31/12/2016 | Transactions 1/01-30/06/17 | | | Cumulative up to 30/06/17 | Unutilized Commitment (Savings) | Financial Completion Date |
| | | | (A) | (B) | (C) | (D) | (E) = (C) + (D) | (F) = (A) - (E) | (G) | (H) = (A) - (E) | (I) |
| APPROVED and EFFECTIVE PROJECTS | | | | | | | | | | | |
| Grant Component of Investment (GCI): | | | | | | | | | | | |
| Sri Lanka | | | | | | | | | | | |
| Dry Zone Urban Water and Sanitation Project | 0130/SRI | 28-Nov-08 | 2,000,000.00 | | 1,675,035.58 | 82,821.68 | 1,757,857.26 | 242,142.74 | 31-Dec-16 | | |
| Viet Nam | | | | | | | | | | | |
| Thanh Hoa City Comprehensive Socioeconomic Development Project | 0147/VIE | 5-Mar-09 | 800,000.00 | | 239,854.45 | - | 239,854.45 | - | | 560,145.55 | 6-Sep-12 |
| Sub Total | | | 2,800,000.00 | | 1,914,890.03 | 82,821.68 | 1,997,711.71 | 242,142.74 | | 560,145.55 | |
| Technical Assistance Linked to Loan (TALL): | | | | | | | | | | | |
| China, People's Republic of | | | | | | | | | | | |
| Strengthening Flood Management Sustainability in Hunan Province | 4813/AO | 29-Jun-06 | 60,000.00 | | 60,000.00 | - | 60,000.00 | - | | - | 9-Oct-13 |
| Sub Total | | | 60,000.00 | | 60,000.00 | - | 60,000.00 | - | | - | |
| Technical Assistance (TA): | | | | | | | | | | | |
| Afghanistan | | | | | | | | | | | |
| Supporting Natural Resources Operations | 7994/CD | 14-Dec-11 | 2,175,000.00 | | 1,441,000.12 | 38,636.54 | 1,479,636.66 | 695,363.34 | 31-Dec-17 | | |
| Bangladesh | | | | | | | | | | | |
| Coastal Towns Infrastructure Improvement Project | 8128/PP | 06-Aug-12 | 500,000.00 | | 426,863.82 | - | 426,863.82 | | | 73,136.18 | 31-Oct-14 |
| Irrigation Management Improvement Investment Program | 8154/PP | 06-Sep-12 | 275,000.00 | | 249,593.73 | - | 249,593.73 | | | 25,406.27 | 30-Mar-15 |
| Establishing a Regulatory Framework for Urban Water Supply and Sanitation | 8320/PA | 28-Jan-13 | 250,000.00 | | 250,000.00 | - | 250,000.00 | | | - | 31-Dec-15 |
| City Region Development Project II | 9283/PP | 15-Dec-16 | 212,500.00 | | - | 38,797.00 | 38,797.00 | 173,703.00 | 31-Mar-18 | | |

ASIAN DEVELOPMENT BANK
Statement of TA/Grant Expenditures and Direct charges
Water Financing Partnership Facility - Netherlands
As of 30 June 2017

(Expressed in US Dollars)

| TA/Grant/DC Title | TA/Grant/ DC No./ Type ^{4/} | Date of Approval | TA/Grant Direct Charge Amount ^{1/} | Project Expenditures/Direct Charges ^{2/} | | | Outstanding Commitments | Expected TA/Grant Completion Date | Completed TAs/Grants/DCs | |
|--|--|---------------------|---|---|-----------------------------------|-------------------------------|----------------------------|--|---------------------------------|---------------------------------------|
| | | | | Amount Received | Cumulative up to 31/12/2016 | Transactions 1/01-30/06/17 | | | Cumulative up to 30/06/17 | Unutilized Commitment (Savings) |
| China, People's Republic of | | | | | | | | | | |
| Implementing the National Flood Management Strategy | 7049/AO | 20-Dec-07 | 300,000.00 | 300,000.00 | - | 300,000.00 | - | | - | 31-Oct-11 |
| Indonesia | | | | | | | | | | |
| Improving Water Planning, Management and Development | 8432/PA | 09-Aug-13 | 1,500,000.00 | 1,227,545.59 | - | 1,227,545.59 | | | 272,454.41 | 22-Dec-15 |
| Myanmar | | | | | | | | | | |
| Third Greater Mekong Subregion Corridor Town Development | 8758/PP | 17-Nov-14 | 475,000.00 | 350,000.00 | 125,000.00 | 475,000.00 | - | 30-Apr-18 | | |
| Nepal | | | | | | | | | | |
| Improved Water Quality, Sanitation, and Service Delivery in Emerging Towns Sector Development Program | 4972/PP | 28-Sep-07 | 120,000.00 | 119,707.05 | - | 119,707.05 | | | 292.95 | 31-Jan-10 |
| Secondary Towns Integrated Urban Environmental Improvement Project | 7182/PP | 2-Dec-08 | 146,000.00 | 146,000.00 | - | 146,000.00 | - | | | 31-Aug-11 |
| Viet Nam | | | | | | | | | | |
| HUE Water Supply Project | 7089/PP | 13-Jun-08 | 1,500,000.00 | 1,489,758.72 | - | 1,489,758.72 | | | 10,241.28 | 28-Dec-11 |
| Hai Phong Water Supply Project | 7151/PP | 20-Oct-08 | 1,000,000.00 | 988,272.40 | - | 988,272.40 | | | 11,727.60 | 15-Oct-12 |
| Capacity Building for River Basin Water Resources Planning | 7629/CD | 28-Oct-10 | 200,000.00 | - | - | - | - | | 200,000.00 | 31-Jul-14 |
| Improving Operational Performance of the Water Supply Project | 8357/CD | 24-Apr-13 | 1,420,000.00 | 1,174,346.10 | 25,429.47 | 1,199,775.57 | 220,224.43 | 31-Dec-18 | | |
| Secondary Cities Development Program (Green Cities) | 8671/PP | 27-Jun-14 | 300,000.00 | 207,447.63 | 66,098.90 | 273,546.53 | 26,453.47 | 31-Dec-17 | | |
| Water Efficiency Improvement in Drought Affected Provinces | 9147/PP | 1-Aug-16 | 250,000.00 | 15,276.00 | 107,345.07 | 122,621.07 | 127,378.93 | 30-Sep-17 | | |
| Regional | | | | | | | | | | |
| Mekong Water Supply and Sanitation Project | 6484/REG | 8-Sep-08 | 300,000.00 | 300,000.00 | - | 300,000.00 | | | - | 17-Nov-10 |
| Knowledge and Innovation Support for ADB's Water Financing Program | 6498/REG | 3-Nov-08 | 16,100,000.00 | 9,163,671.23 | 935,959.78 | 10,099,631.01 | 6,000,368.99 | 31-Dec-20 | | |
| Sub Total | | | 27,023,500.00 | 17,849,482.39 | 1,337,266.76 | 19,186,749.15 | 7,243,492.16 | | 593,258.69 | |
| Total (GCI, TALL and TA) | | | 29,883,500.00 | 19,824,372.42 | 1,420,088.44 | 21,244,460.86 | 7,485,634.90 | | 1,153,404.24 | |

ASIAN DEVELOPMENT BANK
Statement of TA/Grant Expenditures and Direct charges
Water Financing Partnership Facility - Netherlands
As of 30 June 2017

(Expressed in US Dollars)

| TA/Grant/DC Title | TA/Grant/ DC No./ Type ^{4/} | Date of Approval | TA/Grant Direct Charge Amount ^{1/} | Project Expenditures/Direct Charges ^{2/} | | | Outstanding Commitments | Expected TA/Grant Completion Date | Completed TAs/Grants/DCs | |
|---|--|---------------------|---|---|-------------------------------|---------------------------------|----------------------------|--|---------------------------------------|---------------------------------|
| | | | | Cumulative up to 31/12/2016 | Transactions 1/01-30/06/17 | Cumulative up to 30/06/17 | | | Unutilized Commitment (Savings) | Financial Completion Date |
| Direct Charge (DC): | | | | | | | | | | |
| Increasing Awareness and Support for Rural Water Supply through Production of Video on South Asia Rural Water Supply and Sanitation Experience | WFSFDC 00001 | 24-Mar-08 | 85,000.00 | 84,947.28 | - | 84,947.28 | | | 52.72 | 23-Mar-09 |
| Sector Review and Assessment of Improved Water and Sanitation Service Provision in Urban Areas | WFSFDC 00002 | 3-Apr-08 | 200,000.00 | 199,207.86 | - | 199,207.86 | | | 792.14 | 31-Aug-09 |
| Training- Workshop on "New Concepts in Integrated Management of Urban Water Cycle" | WFSFDC 00003 | 30-Apr-08 | 77,687.00 | 53,367.20 | - | 53,367.20 | | | 24,319.80 | 27-Apr-09 |
| Pilot and Demonstration Activity: Demonstrating Application of Vetiver System for Slope Stabilization and Erosion Control in Citarum Riparian Communities | WFSFDC 00004 | 16-Apr-08 | 50,000.00 | 44,006.95 | - | 44,006.95 | | | 5,993.05 | 29-Oct-10 |
| Pilot and Demonstration Activity: Learning from Agriculture- Developing and Demonstrating Sustainable Wetlands Planning and Management in Jiangsu Yancheng Wetlands | WFSFDC 00005 | 26-Feb-08 | 50,000.00 | 49,992.86 | - | 49,992.86 | | | 7.14 | 29-Oct-10 |
| Developing Sustainable Water Monitoring and Ecological Payment System | WFSFDC 00006 | 13-May-08 | 200,000.00 | 175,063.83 | - | 175,063.83 | | | 24,936.17 | 28-Jun-10 |
| O&M Study of Small Scale Water Resources Project | WFSFDC 00007 | 13-May-08 | 61,000.00 | 51,811.71 | - | 51,811.71 | | | 9,188.29 | 21-May-09 |
| Developing a Plan for Corporatizing Provincial Nam Papas in LAO PDR | WFSFDC 00009 | 9-Jun-08 | 95,600.00 | 66,986.85 | - | 66,986.85 | | | 28,613.15 | 20-May-09 |
| Catalyzing Performance Benchmarking of River Basin Organizations in Indonesia | WFSFDC 00010 | 16-Jun-08 | 59,454.69 | 59,454.69 | - | 59,454.69 | | | 0.00 | 17-Jun-09 |
| Support for Start-up of North Sindh Urban Services Corporation Operations | WFSFDC 00011 | 16-Dec-08 | 134,000.00 | 90,637.18 | - | 90,637.18 | | | 43,362.82 | 22-Jun-10 |
| Quinghai Pasture Conservation Using Solar Photovoltaic (PV) - Driven Irrigation | WFSFDC 00012 | 6-Jan-09 | 85,500.00 | 72,692.62 | - | 72,692.62 | | | 12,807.38 | 7-Jun-11 |

ASIAN DEVELOPMENT BANK
Statement of TA/Grant Expenditures and Direct charges
Water Financing Partnership Facility - Netherlands
As of 30 June 2017

(Expressed in US Dollars)

| TA/Grant/DC Title | TA/Grant/ DC No./ Type ^{4/} | Date of Approval | TA/Grant Direct Charge Amount ^{1/} | Project Expenditures/Direct Charges ^{2/} | | | Outstanding Commitments | Expected TA/Grant Completion Date | Completed TAs/Grants/DCs | |
|---|--|---------------------|---|---|-------------------------------|---------------------------------|----------------------------|--|-----------------------------------|---------------------------------|
| | | | | Cumulative up to 31/12/2016 | Transactions 1/01-30/06/17 | Cumulative up to 30/06/17 | | | Unused Commitment (Savings) | Financial Completion Date |
| Support to WFPF Operationalization: Engagement of Facility Account Analyst | WFSFDC 00013 | 28-Jul-09 | 17,400.00 | 15,907.67 | - | 15,907.67 | | | 1,492.33 | 18-Nov-10 |
| Water Expert Pool: Engagement of International Rural Water Supply and Sanitation Specialist to Support Portfolio Development in Viet Nam | WFSDC 00014 | 14-Sep-09 | 110,000.00 | 96,994.74 | - | 96,994.74 | | | 13,005.26 | 20-Sep-10 |
| Formulation of Output-Based Aid (OBA) Mechanism under the Second Small Towns Water Supply and Sanitation Sector Project | WFSDC 00015 | 23-Feb-10 | 75,000.00 | 62,572.15 | - | 62,572.15 | | | 12,427.85 | 23-Jun-11 |
| Preparation of Private Sector Development Framework to Da Nang and Ho Chi Minh | WFSDC 00016 | 01-Mar-11 | 50,000.00 | 49,894.08 | - | 49,894.08 | | | 105.92 | 3-Nov-11 |
| Strengthening Integrated River Basin Management in Viet Nam | WFSDC 00017 | 12-Sep-11 | 150,000.00 | 138,640.02 | - | 138,640.02 | | | 11,359.98 | 27-Dec-13 |
| Developing Small Town Sanitation Strategies in Hue Province | WFSDC 00018 | 06-Oct-11 | 50,000.00 | 47,283.82 | - | 47,283.82 | | | 2,716.18 | 8-Sep-12 |
| Review of the Impact of the Viet Nam Government's Waiver of the Irrigation Service | WFSDC 00019 | 23-Mar-12 | 150,000.00 | 130,910.81 | - | 130,910.81 | | | 19,089.19 | 24-Feb-14 |
| Support to the Government in Formulating Reservoir Operating Rules for Priority River Systems in Viet Nam | WFSDC 00020 | 17-Sep-12 | 100,000.00 | 52,160.40 | - | 52,160.40 | | | 47,839.60 | 27-Nov-13 |
| Support to Preparation of Additional Financing for the Southwest Area Integrated Water Resources Planning and Management Project | WFSDC 00021 | 21-Feb-14 | 225,000.00 | 224,456.46 | - | 224,456.46 | | | 543.54 | 7-Nov-16 |
| Support to Metropolitan Sanitation Management Investment Project: Audit and Design Review Advice for Jambi and Pekanbaru Detailed Engineering Designs | WFSDC 00022 | 13-Oct-14 | 225,000.00 | 206,136.14 | - | 206,136.14 | | | 18,863.86 | 18-Apr-17 |
| WFPF External Evaluation: Engagement of National Evaluation Assistant | WFSDC 00023 | 25-Nov-14 | 25,000.00 | 12,023.25 | - | 12,023.25 | | | 12,976.75 | 16-Feb-16 |

ASIAN DEVELOPMENT BANK
Statement of TA/Grant Expenditures and Direct charges
Water Financing Partnership Facility - Netherlands
As of 30 June 2017

(Expressed in US Dollars)

| TA/Grant/DC Title | TA/Grant/ DC No./ Type ^{4/} | Date of Approval | TA/Grant Direct Charge Amount ^{1/} | Project Expenditures/Direct Charges ^{2/} | | | Outstanding Commitments | Expected TA/Grant Completion Date | Completed TAs/Grants/DCs | |
|--|--|---------------------|---|---|-------------------------------|---------------------------------|----------------------------|--|---------------------------------------|---------------------------------|
| | | | | Cumulative up to 31/12/2016 | Transactions 1/01-30/06/17 | Cumulative up to 30/06/17 | | | Unutilized Commitment (Savings) | Financial Completion Date |
| Support to the Preparation of Basin and Rural Water Investments | WFSDC 00024 | 21-Jan-15 | 225,000.00 | 184,312.41 | - | 184,312.41 | 40,687.59 | | | |
| Implementing Start-Up Support for PPP under the Irrigation Management Improvement Project | WFSDC 00025 | 26-Jan-15 | 125,000.00 | 68,027.77 | 30,983.74 | 99,011.51 | 25,988.49 | | | |
| Engagement in Policy Dialogue for Improved Irrigation and Drainage Support | WFSDC 00026 | 08-Jul-15 | 225,000.00 | 179,444.95 | - | 179,444.95 | 45,555.05 | | | |
| Support to Preparation of Improved Food Security and Irrigation Management Results-Based Lending | WFSDC 00027 | 30-Jul-15 | 182,000.00 | 145,565.63 | 25,108.98 | 170,674.61 | 11,325.39 | | | |
| Emergency Support for Chin State Livelihoods Restoration | WFSDC 00028 | 01-Oct-15 | 225,000.00 | 178,528.37 | 40,218.39 | 218,746.76 | 6,253.24 | | | |
| Technical Support for Advanced Project Processing of Dhaka Water Supply Network Improvement Project | WFSDC 00029 | 19-Oct-15 | 225,000.00 | 64,325.45 | 83,837.33 | 148,162.78 | 76,837.22 | | | |
| Support to Preparation of Irrigation Management Improvement Project II: Social Analysis of Water Management in the Ganges Kobadak and Teesta Barrange Irrigation Schemes | WFSDC 00030 | 17-Dec-15 | 225,000.00 | 85,723.44 | 50,820.13 | 136,543.57 | 88,456.43 | | | |
| Total DC | | | 3,707,641.69 | 2,891,076.59 | 230,968.57 | 3,122,045.16 | 295,103.41 | | 290,493.12 | |
| TOTAL APPROVED and EFFECTIVE PROJECTS | | | 33,591,141.69 | 28,842,000.00 ^{3/} | 22,715,449.01 | 1,651,057.01 | 24,366,506.02 | 7,780,738.31 | 1,443,897.36 | |

^{1/} US\$ equivalent of TA, Grant and Direct Charges at time of approval.

^{2/} Actual disbursements.

^{3/} Represents actual US\$ equivalent of contributions received.

^{4/} TA Types: PP = Project Preparatory; AO = Advisory; REG = Regional; CD = Capacity and Development; WFSDC = Water Facility Single-donor Direct Charge

Statement 1

ASIAN DEVELOPMENT BANK
ADMINISTRATOR FOR
SANITATION FINANCING PARTNERSHIP TRUST FUND
BILL & MELINDA GATES FOUNDATION
CHANNEL FINANCING AGREEMENT

STATUS OF GRANT
As of 30 June 2017
(Expressed in Thousands of US Dollars)

| | | |
|--|---------------------|----------------------|
| TOTAL CONTRIBUTION COMMITTED | | 15,000 |
| Interest income - investments | 64 | |
| Gain (loss) on foreign exchange transactions | 0 | 64 |
| TOTAL AMOUNT AVAILABLE | | 15,064 |
| Amounts utilized for: | | |
| Project expenditures (Statement 2) | | |
| Technical assistance (TA) | (1,445) | |
| Direct charges | (394) | |
| ADB administration cost | (72) ^{b/} | |
| Financial expenses | (0) | (1,911) |
| UNUTILIZED BALANCE | | 13,153 ^{a/} |
| Outstanding commitments | (9,195) | |
| Reserve for ADB administration cost | (460) ^{b/} | |
| Undisbursed direct charges | (40) | (9,695) |
| BALANCE AVAILABLE FOR FURTHER COMMITMENTS | | 3,458 |

As applicable, non-US dollar currencies are expressed in thousands. Undrawn contributions in local currency are translated at the applicable exchange rate as of reporting date.

0 = less than \$500.

^{a/} Represented by:

| | | |
|----------------------|--|--------|
| Cash in bank | | 2,585 |
| Investments | | 10,262 |
| Advances | | 346 |
| Interfund receivable | | 0 |
| Interfund payable | | (40) |
| | | 13,153 |

^{b/} Represents five percent (5%) of project expenditures/outstanding commitments.

ASIAN DEVELOPMENT BANK
Statement of TA Expenditures - Sanitation Financing Partnership Trust Fund
As of 30 June 2017

(Expressed in US dollars)

| TA Title | TA/DC No./Type ^{4/} | Date of Approval | TA/DC Amount ^{1/} | Amount Received | Project Expenditures ^{2/} | | | Outstanding Commitments | Expected TA Completion Date | Completed TA | |
|--|------------------------------|------------------|----------------------------|-----------------|------------------------------------|-----------------------------|---------------------------|-------------------------|-----------------------------|---------------------------------|---------------------------|
| | | | | | Cumulative up to 31/12/16 | Transactions 01/01-30/06/17 | Cumulative up to 30/06/17 | | | Unutilized Commitment (Savings) | Financial Completion Date |
| | | | (A) | (B) | (C) | (D) | (E) = (C) + (D) | (F) = (A) - (E) | (G) | (H) = (A) - (E) | (I) |
| Sanitation Financing Partnership Trust Fund | | | | | | | | | | | |
| Technical Assistance (TA): | | | | | | | | | | | |
| Regional | | | | | | | | | | | |
| Knowledge and Innovation Support for ADB's Water Financing Program | 6498/RETA | 3-Nov-08 | 2,000,000.00 | | 416,880.09 | 235,624.90 | 652,504.99 | 1,347,495.01 | 31-Dec-20 | | |
| South Asia Urban Knowledge Hub | 8568/CD | 13-Dec-13 | 500,000.00 | | 209,642.27 | 114,951.94 | 324,594.21 | 175,405.79 | 31-Oct-17 | | |
| Bangladesh | | | | | | | | | | | |
| Third Urban Governance & Infrastructure Improvement Sector Project | 8339/PP | 15-Mar-13 | 560,000.00 | | 467,105.64 | - | 467,105.64 | | | 92,894.36 | 31-Aug-16 |
| Sub Total | | | 3,060,000.00 | | 1,093,628.00 | 350,576.84 | 1,444,204.84 | 1,522,900.80 | | 92,894.36 | |
| Technical Assistance Linked to Loan (TALL): | | | | | | | | | | | |
| Indonesia | | | | | | | | | | | |
| Capacity Development Support: Preparation of Septage Management Plan for the City of Jambi | 8666/CD | 13-Jun-14 | 272,000.00 | | - | - | - | 272,000.00 | 17-Jun-18 | | |
| Mongolia | | | | | | | | | | | |
| Management and Reuse of Sewage Sludge On Site Sanitation Facilities Decentralized Waste | 9100/CD | 22-Apr-16 | 1,000,000.00 | | - | - | - | 1,000,000.00 | 31-Oct-18 | | |
| Sub Total | | | 1,272,000.00 | | - | - | - | 1,272,000.00 | | - | |
| Grants: | | | | | | | | | | | |
| Bangladesh | | | | | | | | | | | |
| Coastal Towns Environmental Infrastructure Project | 0395/BAN | 27-Jun-14 | 1,600,000.00 | | - | - | - | 1,600,000.00 | 31-Dec-20 | | |
| Nepal | | | | | | | | | | | |
| Third Small Towns Water Supply and Sanitation Project | 0405/NEP | 19-Sep-14 | 1,300,000.00 | | - | - | - | 1,300,000.00 | 30-Jun-19 | | |
| India | | | | | | | | | | | |
| Rajasthan Urban Sector Development Program | 0413/IND | 24-Oct-14 | 2,000,000.00 | | - | - | - | 2,000,000.00 | 30-Jun-20 | | |
| Cambodia | | | | | | | | | | | |
| Second Rural Water Supply and Sanitation Sector | 0497/CAM | 22-Sep-16 | 1,500,000.00 | | - | - | - | 1,500,000.00 | 31-Aug-18 | | |
| Sub Total | | | 6,400,000.00 | | - | - | - | 6,400,000.00 | | - | |

ASIAN DEVELOPMENT BANK
Statement of TA Expenditures - Sanitation Financing Partnership Trust Fund
As of 30 June 2017

(Expressed in US dollars)

| TA Title | TA/DC No./Type ^{4/} | Date of Approval | TA/DC Amount ^{1/} | Amount Received | Project Expenditures ^{2/} | | | Outstanding Commitments | Expected TA Completion Date | Completed TA | |
|---|------------------------------|------------------|----------------------------|---------------------------------------|------------------------------------|-----------------------------|---------------------------|-------------------------|-----------------------------|---------------------------------|---------------------------|
| | | | | | Cumulative up to 31/12/16 | Transactions 01/01-30/06/17 | Cumulative up to 30/06/17 | | | Unutilized Commitment (Savings) | Financial Completion Date |
| | | | (A) | (B) | (C) | (D) | (E) = (C) + (D) | (F) = (A) - (E) | (G) | (H) = (A) - (E) | (I) |
| Direct Charge (DC): | | | | | | | | | | | |
| Establishment of Sanitation Technical Team for the Sanitation Financing Partnership Trust Fund | WFSFTDC00001 | 05-Dec-13 | 189,800.00 | | 52,372.53 | - | 52,372.53 | | | 137,427.47 | 14-Apr-15 |
| Plans for 4 National Centers under the Proposed South Asia Urban Knowledge Hub | WFSFTDC00002 | 19-Dec-13 | 101,500.00 | | 79,750.75 | - | 79,750.75 | | | 21,749.25 | 26-Jan-16 |
| 3rd Asian Sanitation Dialogue | WFSFTDC00003 | 22-Apr-14 | 89,700.00 | | 69,754.86 | - | 69,754.86 | | | 19,945.14 | 08-Apr-15 |
| Development of Sanitation Code for the City of Manila | WFSFTDC00004 | 20-Jan-15 | 46,200.00 | | 12,288.86 | - | 12,288.86 | 33,911.14 | | | |
| Development of Sanitation Code for Makassar | WFSFTDC00005 | 20-Jan-15 | 47,000.00 | | 41,131.07 | - | 41,131.07 | 5,868.93 | | | |
| MON: Improving On-site Sanitation in Mongolia: Support to Preparation of Mon: Managing Soil Pollution on On-site Sanitation in Ulaanbaatar's Gear Areas | WFSFTDC00006 | 18-Dec-15 | 224,510.00 | | 128,850.08 | 10,004.27 | 138,854.35 | | | 85,655.65 | 25-May-17 |
| Sub Total | | | 698,710.00 | - | 384,148.15 | 10,004.27 | 394,152.42 | 39,780.07 | | 264,777.51 | |
| TOTAL APPROVED AND EFFECTIVE PROJECTS | | | 11,430,710.00 | USD 13,000,000.00^{3/} | 1,477,776.15 | 360,581.11 | 1,838,357.26 | 9,234,680.87 | | 357,671.87 | |
| GRAND TOTAL | | | 11,430,710.00 | | | | | | | | |

^{1/} US\$ equivalent of TA/Grant at the time of approval.

^{2/} Actual disbursements.

^{3/} Represents actual US\$ equivalent of contributions received.

^{4/} TA Type: RETA - Regional TA; CD - Capacity Development